

**OKEECHOBEE SOIL AND WATER
CONSERVATION DISTRICT**

FINANCIAL STATEMENTS
FOR THE YEAR ENDED SEPTEMBER 30, 2024

THIS PAGE INTENTIONALLY LEFT BLANK

OKEECHOBEE SOIL AND WATER CONSERVATION DISTRICT

TABLE OF CONTENTS

SEPTEMBER 30, 2024

FINANCIAL SECTION	<u>Page</u>
Independent Auditors' Report	1
Management's Discussion and Analysis (Unaudited)	5
Basic Financial Statements:	
Government-Wide Financial Statements:	
Statement of Net Position	10
Statement of Activities	11
Fund Financial Statements:	
Balance Sheet – Governmental Funds	12
Reconciliation of the Balance Sheet - Governmental Funds to the Statement of Net Position	14
Statement Of Revenues, Expenditures and Changes in Fund Balances- Governmental Funds	15
Reconciliation of the Statement Of Revenues, Expenditures and Changes in Fund Balances - Governmental Funds to the Statement of Activities	17
Notes to Financial Statements	18
Required Supplementary Information (Unaudited):	
Budgetary Comparison Schedule – General Fund	36
Budgetary Comparison Schedule – BMP #27702	37
Budgetary Comparison Schedule – BMP #28762	38
Notes to the Budgetary Comparison Schedules	39
Supplemental Florida Retirement System Pension Information:	
Schedule of District's Proportionate Share of Net Pension Liability	40
Schedule of District's Contributions	42
Supplemental Health Insurance Subsidy Pension Information:	
Schedule of District's Proportionate Share of Net Pension Liability	44
Schedule of District's Contributions	46
Notes to the Required Supplementary Information FRS and HIS	48
Other Postemployment Benefit Information:	
Schedule of Changes in Total OPEB Liability and Related Ratios	49
Notes to Schedule of Changes in Total OPEB Liability and Related Ratios	50

OKEECHOBEE SOIL AND WATER CONSERVATION DISTRICT
TABLE OF CONTENTS
SEPTEMBER 30, 2024

OTHER REPORTING

Independent Auditors’ Report on Internal Control Over Financial Reporting and on Compliance and Other Matters Based on an Audit of Financial Statements Performed in Accordance with *Government Auditing Standards*51

Independent Auditors’ Report on Compliance for Each Major State Project and on Internal Control Over Compliance Required by Chapter 10.550, Rules of the Auditor General53

Schedule of Expenditures of State Financial Assistance and Notes to Schedule.....56

Schedule of Findings and Questioned Costs – State Projects57

Management Letter58

Independent Accountants’ Report/Compliance With Section 218.415, Florida Statutes61

Wicks, Brown, Williams & Co., CPA's LLP

504 Northwest Fifth Avenue, Okeechobee, Florida 34972-2570
(863) 763-2354 • Fax: (863) 467-4519

Sebring
(863) 382-1157

Charles F. Wicks, C.P.A. (1911 - 1996)
J. Richard Brown, C.P.A. (1940 - 1997)
W. Bruce Stratton, C.P.A., (1955 - 2023)
Cheryl M. Williams, C.P.A., P.A.
C. Mark Cox, C.P.A., P.A.
John W. Davis, C.P.A., P.A.
Charles P. Cox, C.P.A., P.A.
April D. Cooper, C.P.A.
Jennifer A. Corbitt, C.P.A.

INDEPENDENT AUDITORS' REPORT

Board of Supervisors
Okeechobee Soil and Water Conservation District
Okeechobee, Florida

Report on the Audit of the Financial Statements

Opinions

We have audited the accompanying financial statements of the governmental activities, and each major fund of Okeechobee Soil and Water Conservation District (the "District"), as of and for the year ended September 30, 2024, and the related notes to the financial statements, which collectively comprise the District's basic financial statements as listed in the table of contents.

In our opinion, the financial statements referred to above present fairly, in all material respects, the respective financial position of the governmental activities, and each major fund of the District as of September 30, 2024, and the respective changes in financial position for the year then ended in accordance with accounting principles generally accepted in the United States of America.

Basis for Opinions

We conducted our audit in accordance with auditing standards generally accepted in the United States of America and the standards applicable to financial audits contained in *Government Auditing Standards*, issued by the Comptroller General of the United States. Our responsibilities under those standards are further described in the Auditors' Responsibilities for the Audit of the Financial Statements section of our report. We are required to be independent of Okeechobee Soil and Water Conservation District and to meet our other ethical responsibilities, in accordance with the relevant ethical requirements relating to our audit. We believe that the audit evidence we have obtained is sufficient and appropriate to provide a basis for our audit opinions.

Responsibilities of Management for the Financial Statements

Management is responsible for the preparation and fair presentation of the financial statements in accordance with accounting principles generally accepted in the United States of America, and for the design, implementation, and maintenance of internal control relevant to the preparation and fair presentation of financial statements that are free from material misstatement, whether due to fraud or error.

Board of Supervisors
Okeechobee Soil and Water Conservation District

In preparing the financial statements, management is required to evaluate whether there are conditions or events, considered in the aggregate, that raise substantial doubt about the Okeechobee Soil and Water Conservation District's ability to continue as a going concern for twelve months beyond the financial statement date, including any currently known information that may raise substantial doubt shortly thereafter.

Auditors' Responsibilities for the Audit of the Financial Statements

Our objectives are to obtain reasonable assurance about whether the financial statements as a whole are free from material misstatement, whether due to fraud or error, and to issue an auditors' report that includes our opinions. Reasonable assurance is a high level of assurance but is not absolute assurance and therefore is not a guarantee that an audit conducted in accordance with generally accepted auditing standards and *Government Auditing Standards* will always detect a material misstatement when it exists. The risk of not detecting a material misstatement resulting from fraud is higher than for one resulting from error, as fraud may involve collusion, forgery, intentional omissions, misrepresentations, or the override of internal control. Misstatements are considered material if there is a substantial likelihood that, individually or in the aggregate, they would influence the judgment made by a reasonable user based on the financial statements.

In performing the audit in accordance with generally accepted auditing standards and *Government Auditing Standards*, we:

- Exercise professional judgment and maintain professional skepticism throughout the audit.
- Identify and assess the risks of material misstatement of the financial statements, whether due to fraud or error, and design and perform audit procedures responsive to those risks. Such procedures include examining, on a test basis, evidence regarding the amounts and disclosures in the financial statements.
- Obtain an understanding of internal control relevant to the audit in order to design audit procedures that are appropriate in the circumstances, but not for the purpose of expressing an opinion on the effectiveness of the Okeechobee Soil and Water Conservation District's internal control. Accordingly, no such opinion is expressed.
- Evaluate the appropriateness of accounting policies used and the reasonableness of significant accounting estimates made by management, as well as evaluate the overall presentation of the financial statements.
- Conclude whether, in our judgment, there are conditions or events, considered in the aggregate, that raise substantial doubt about the Okeechobee Soil and Water Conservation District's ability to continue as a going concern for a reasonable period of time.

We are required to communicate with those charged with governance regarding, among other matters, the planned scope and timing of the audit, significant audit findings, and certain internal control-related matters that we identified during the audit.

Required Supplementary Information

Accounting principles generally accepted in the United States of America require that the management's discussion and analysis, the budgetary comparison schedules, schedules of District's proportionate share of net pension liability, and schedules of District's contributions for the Florida Retirement System (FRS) and Health Insurance Subsidy (HIS), and schedule of changes in total OPEB liability and related ratios, as listed in the table of contents, be presented to supplement the basic financial statements. Such information is the responsibility of management and, although not a part of the basic financial statements, is required by the Governmental Accounting Standards Board, who considers it to be an essential part of financial reporting for placing the basic financial statements in an appropriate operational, economic, or historical context. We have applied certain limited procedures to the required supplementary information in accordance with auditing standards generally accepted in the United States of America, which consisted of inquiries of management about the methods of preparing the information and comparing the information for consistency with management's responses to our inquiries, the basic financial statements, and other knowledge we obtained during our audit of the basic financial statements. We do not express an opinion or provide any assurance on the information because the limited procedures do not provide us with sufficient evidence to express an opinion or provide any assurance.

Supplementary Information

Our audit was conducted for the purpose of forming opinions on the financial statements that collectively comprise the District's basic financial statements. The schedule of expenditures of state financial assistance is presented for purposes of additional analysis as required by Chapter 10.550, Rules of the Auditor General, and is not a required part of the basic financial statements.

The schedule of expenditures of state financial assistance is the responsibility of management and was derived from and relates directly to the underlying accounting and other records used to prepare the basic financial statements. Such information has been subjected to the auditing procedures applied in the audit of the basic financial statements and certain additional procedures, including comparing and reconciling such information directly to the underlying accounting and other records used to prepare the basic financial statements or to the basic financial statements themselves, and other additional procedures in accordance with auditing standards generally accepted in the United States of America. In our opinion, the schedule of expenditures of state financial assistance is fairly stated, in all material respects, in relation to the basic financial statements taken as a whole.

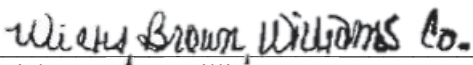
Other Information

In connection with our audit of the basic financial statements, our responsibility is to read the other information and consider whether a material inconsistency exists between the other information and the basic financial statements, or the other information otherwise appears to be materially misstated. If, based on the work performed, we conclude that an uncorrected material misstatement of the other information exists, we are required to describe it in our report.

Board of Supervisors
Okeechobee Soil and Water Conservation District

Other Reporting Required by *Government Auditing Standards*

In accordance with *Government Auditing Standards*, we have also issued our report dated February 27, 2025, on our consideration of Okeechobee Soil and Water Conservation District's internal control over financial reporting and on our tests of its compliance with certain provisions of laws, regulations, contracts, and grant agreements and other matters. The purpose of that report is solely to describe the scope of our testing of internal control over financial reporting and compliance and the results of that testing, and not to provide an opinion on the effectiveness of Okeechobee Soil and Water Conservation District's internal control over financial reporting or on compliance. That report is an integral part of an audit performed in accordance with *Government Auditing Standards* in considering Okeechobee Soil and Water Conservation District's internal control over financial reporting and compliance.



Wicks, Brown, Williams & Co., CPA's LLP
Okeechobee, Florida

February 27, 2025

OKEECHOBEE SOIL AND WATER CONSERVATION DISTRICT
MANAGEMENT’S DISCUSSION AND ANALYSIS
SEPTEMBER 30, 2024
(UNAUDITED)

Management’s Discussion and Analysis of the financial statements for the Okeechobee Soil and Water Conservation District (the “District”) provides a summary of the District’s activities for the fiscal year ended September 30, 2024. Management has prepared this Management Discussion and Analysis and is responsible for the completeness and fairness of this information. This discussion and analysis should be read in conjunction with the accompanying financial statements.

The accompanying financial statements include all activities and functions for which the District has direct oversight responsibility and all funds of the District.

FINANCIAL HIGHLIGHTS

- ◆ Funding for the District’s general and administrative programs is provided mainly through grants and administrative service fees charged for administering certain programs.
- ◆ The assets and deferred outflows of resources of the District exceeded its liabilities and deferred inflows of resources at the close of the fiscal year ended September 30, 2024 by \$1,063,757. Of this amount, \$627,447 is available for use in meeting the District’s on-going obligation to help land users protect natural resources. In the previous fiscal year this amount was \$639,762.
- ◆ Grants and contributions received for the fiscal years ended September 30, 2024 and September 30, 2023 were \$3,345,634 and \$1,667,147, respectively.
- ◆ The total expended for project services for the fiscal year ended September 30, 2024 was \$2,943,100. This cost compares to \$1,396,834 expended for the fiscal year ended September 30, 2023.

OVERVIEW OF THE FINANCIAL STATEMENTS

This discussion is intended to serve as an introduction to the basic financial statements of the District. The District’s basic financial statements are comprised of three integral components: 1) government-wide financial statements, 2) fund financial statements, and 3) notes to the financial statements. Each of these components is discussed in further detail in the following paragraphs. This report also contains other supplementary information in addition to the basic financial statements.

Government-wide Financial Statements

The government-wide financial statements are designed to provide readers with a broad overview of the District’s finances in a manner similar to a private-sector business. The government-wide statements include all assets and liabilities and use the accrual basis of accounting, which provides for recording revenues when earned and recording expenses when a liability is incurred, regardless of the timing of related cash flows. The government-wide financial statements include the Statement of Net Position and Statement of Activities.

OKEECHOBEE SOIL AND WATER CONSERVATION DISTRICT
MANAGEMENT'S DISCUSSION AND ANALYSIS
SEPTEMBER 30, 2024
(UNAUDITED)

Government-wide Financial Statements (continued)

The Statement of Net Position is used to report all that the District owns (assets and deferred outflows of resources) and owes (liabilities and deferred inflows of resources). The District's assets include financial resources such as cash and amounts due from other governments. The District's liabilities include amounts due to other governments and refundable advances incurred in connection with the District's operation. The difference between assets and deferred outflows of resources and liabilities and deferred inflows of resources is reported as net position.

The Statement of Activities presents information showing how the District's net position changed during the most recent fiscal year. All changes in net position are reported as soon as the underlying event giving rise to the change occurs, regardless of the timing of the related cash flows. Thus, revenues and expenses are reported in this statement for some items that will only result in cash flows in future fiscal periods (e.g., refundable advances).

For financial reporting purposes, the District is considered a special-purpose government engaged in a single governmental program.

In summary, the Statement of Net Position reports the District's net position and the Statement of Activities reports the District's changes in net position. The District's net position (the difference between assets and deferred outflows of resources and liabilities and deferred inflows of resources) is one way to measure the District's financial health or financial position. Over time, increases and decreases in the District's net position are one indicator of whether financial health is improving or deteriorating. Other factors, such as changes in the District's state grant contractual obligations will also, over time, help assess the overall financial health of the District.

Fund Financial Statements

A fund is a grouping of related accounts that is used to maintain control over resources that have been segregated for specific activities or objectives. The District, like other state and local governments, uses fund accounting to ensure and demonstrate compliance with finance-related legal requirements.

Governmental funds are used to report all of the District's basic services. Governmental funds focus on how money flows into and out of those funds and the balances left at year-end that are available for spending. Governmental funds are reported using modified accrual accounting, which measures cash and all other financial assets that can readily be converted to cash. The governmental fund statements provide a detailed short-term view of the District's general government operations and the basic services it provides.

The District's governmental fund financial statements include the Balance Sheet, and the Statement of Revenues, Expenditures, and Changes in Fund Balances.

The governmental fund Balance Sheet reports only the financial assets associated with governmental activities. Financial assets include cash as well as other assets that will convert to cash in the short term, such as receivables and investments. Governmental funds do not report capital assets, such as equipment and furniture, because such assets will be used in operations rather than converted to cash and are therefore not spendable. Liabilities are also recognized in governmental funds only to the extent that they are expected to affect a government's near-term financing needs. The difference between asset and liabilities reported in a governmental fund is known as fund balance. This amount, with certain adjustments, represents the balance of financial resources available for appropriation at the end of the current fiscal period.

OKEECHOBEE SOIL AND WATER CONSERVATION DISTRICT
MANAGEMENT’S DISCUSSION AND ANALYSIS
SEPTEMBER 30, 2024
(UNAUDITED)

Fund Financial Statements (continued)

Adjustments are necessary to reserve a portion of the fund balance for commitments that will be honored in the subsequent fiscal period such as contracts entered into at the end of one fiscal period that extended into the next fiscal period. A government may have tentative plans for which they wish to constrain a portion of the unassigned balance. Such constraint would serve to alert financial statement readers to these tentative plans.

The governmental fund Statement of Revenues, Expenditures, and Changes in Fund Balance is used to report all transactions, events, and interfund activity that increase or decrease fund balances.

Because the focus of governmental funds is narrower than that of the government-wide financial statements, it is useful to compare the information presented for governmental funds with similar information presented for governmental activities in the government-wide financial statements. Both the governmental fund Balance Sheet and the governmental fund Statement of Revenues, Expenditures, and Changes in Fund Balance provide a reconciliation to facilitate this comparison between governmental funds and government-wide activities.

Notes to Financial Statements

The Notes to Financial Statements provide additional information that is essential to a full understanding of the data provided in the government-wide and fund financial statements.

FINANCIAL ANALYSIS

	Statement of Net Position-	
	Governmental Activities	
Assets	2024	2023
Current assets and other assets	\$ 1,753,415	\$ 1,895,794
Capital assets, net	436,310	408,378
Total assets	2,189,725	2,304,172
Deferred outflow of resources	62,957	67,313
Liabilities		
Current liabilities	912,378	1,022,834
Long-term liabilities	187,524	198,260
Total liabilities	1,099,902	1,221,094
Deferred inflow of resources	89,023	102,251
Net Position		
Invested in capital assets, net	436,310	408,378
Unrestricted	627,447	639,762
Total Net Position	\$ 1,063,757	\$ 1,048,140

The District’s assets decreased \$114,447, deferred outflows decreased by \$4,356, liabilities decreased by \$121,192, deferred inflows decreased by \$13,228, and net position increased by \$15,617 compared to the prior fiscal year’s ending balance.

OKEECHOBEE SOIL AND WATER CONSERVATION DISTRICT
MANAGEMENT’S DISCUSSION AND ANALYSIS
SEPTEMBER 30, 2024
(UNAUDITED)

FINANCIAL ANALYSIS (continued)

The net decrease in assets is due to a decrease in cash and cash equivalents of \$143,527, an increase in amount due from other governments of \$17,061, a decrease in prepaid expenses of \$6,144, a decrease in lease receivable of \$12,769, and an increase in capital assets of \$27,932. The increase in current liabilities is attributable to an increase in due to other governments of \$553, a decrease in accrued liabilities of \$1,280, and a decrease in refundable advances of \$109,729. The decrease in refundable advances is due to the timing of advanced payments on grants. The change in deferred outflows, long-term liabilities and deferred inflows is due to adjusting the net pension liability and other post-employment benefits liability and recording deferred inflows related to leases at September 30, 2024.

The increase in net position is the excess of revenues over expenses for the year ended September 30, 2024.

	Statement of Activities-	
	Governmental Activities	
Revenues	2024	2023
Program revenues		
Operating grants	\$3,319,146	\$ 1,667,147
General revenues		
Rent income	25,159	27,025
Other revenue	3,038	46
Interest income	43,081	38,843
Contributions	26,488	-
Gain on sale of capital asset	11,500	-
Total Revenues	3,428,412	1,733,061
Expenses		
General and administrative	163,165	135,127
Personal services	306,530	310,549
Physical environment	2,943,100	1,396,834
Total Expenses	3,412,795	1,842,510
Change in Net Position	15,617	(109,449)
Net Position - beginning	1,048,140	1,157,589
Net Position - ending	\$ 1,063,757	\$ 1,048,140

The District’s total revenue for the fiscal year ended September 30, 2024 was \$3,428,412. The primary source of revenues was grant funds received from the Florida Department of Agriculture and Consumer Services (FDACS), Natural Resources Conservation Services (NRCS), Marion Soil and Water Conservation District, and Board of County Commissioners (BOCC) in the amount of \$3,234,646, \$31,500, \$26,487 and \$53,000, respectively. Rent income totaled \$25,159, or .7% of the total revenues. In comparison, revenues for the fiscal year ended September 30, 2023 were \$1,667,147 in grants; and \$27,025 for rent income. Thus, grants increased \$1,678,487; rent income decreased \$1,866; gain on sale of capital assets increased \$11,500; and investment earnings increased \$4,238. The increase in grants is due to an increase in the amounts funded in various contracts by FDACS.

OKEECHOBEE SOIL AND WATER CONSERVATION DISTRICT
MANAGEMENT’S DISCUSSION AND ANALYSIS
SEPTEMBER 30, 2024
(UNAUDITED)

FINANCIAL ANALYSIS (continued)

The District’s total expenses for the fiscal year ended September 30, 2024 were \$3,412,795. The major expenses were payments to agricultural producers in the amount of \$2,943,100, personal services in the amount of \$306,530, and general and administrative in the amount of \$163,165. In comparison, expenses for the fiscal year ended September 30, 2023 were \$1,396,834 for payments to agricultural producers, \$310,549 for personal services, and \$135,127 for general and administrative. The decrease in agricultural payments to producers in the amounts of \$1,546,266 related to the decrease in amounts funded in various contracts by FDACS.

There are no significant differences in revenue or expenses between the fund statements and the Statement of Activities.

Budgetary Highlights

Budgetary comparison schedules and related notes for the general and producer cost-share funds are contained on pages 36-39. The budgets for the fiscal year ended September 30, 2024 were developed based on the District’s anticipated revenues and expenditures for the fiscal year ended September 30, 2024. Budgetary amendments approved during the year provided for a decrease in revenue of \$102,389 and a decrease in budgetary appropriations of \$105,882 in the General Fund.

For the General Fund, final expenditures exceeded the available budget by \$1,588. Actual intergovernmental revenues exceeded the budget by \$14,084 in the general fund.

Actual intergovernmental revenues, physical environment expenditures and transfers out were equal to budgeted amounts in the #27702 and #28762 Producer Cost-Share Funds.

None of the variations with the final budget are expected to have a significant effect on future services or liquidity.

Economic Factors and the 2024/2025 Budget

With the increased awareness and concerns over the future of water quality and supply, additional opportunities are being presented for the District to manage contracts. The District expects additional grant revenue from the Florida Department of Agriculture and Consumer Services in FY 2024-25, which also results in additional administrative fees at 2% and 5% of revenues received by the District.

REQUESTS FOR INFORMATION

This financial report is designed to provide a general overview of the District’s finances for all those with an interest in the District’s finances. Questions concerning any of the information provided in this report or requests for additional financial information should be addressed to Okeechobee Soil and Water Conservation District, 200 NW 5th Street, Okeechobee, Florida, 34972.

OKEECHOBEE SOIL AND WATER CONSERVATION DISTRICT

STATEMENT OF NET POSITION
FOR THE YEAR ENDED SEPTEMBER 30, 2024

	Governmental Activities
Assets	
Current Assets:	
Cash and cash equivalents	\$ 1,680,913
Due from other governments	18,536
Leases receivable	53,966
Total Current Assets	1,753,415
Non-Current Assets:	
Capital Assets:	
Not depreciable	86,045
Depreciable, net	350,265
Total Non-Current Assets	436,310
Total Assets	2,189,725
Deferred Outflow of Resources	
Deferred outflows related to pensions	62,957
Liabilities	
Current Liabilities:	
Accounts payable and accrued liabilities	41,550
Due to other governments	2,359
Refundable advances from other governments	868,469
Total Current Liabilities	912,378
Long-Term Liabilities:	
Other post employment benefits	10,760
Net pension liability	176,764
Total Long-Term Liabilities	187,524
Total Liabilities	1,099,902
Deferred Inflow of Resources	
Deferred inflows related to leases	53,966
Deferred inflows related to pensions	35,057
Total Deferred Inflows	89,023
Net Position	
Net investment in capital assets	436,310
Unrestricted	627,447
Total Net Position	\$ 1,063,757

The notes to the financial statements are an integral part of this statement.

OKEECHOBEE SOIL AND WATER CONSERVATION DISTRICT
STATEMENT OF ACTIVITIES
FOR THE YEAR ENDED SEPTEMBER 30, 2024

	Governmental Activities
Expenses	
General government:	
General and administrative	\$ 163,165
Personal services	306,530
Physical environment:	
Operating expenses	2,943,100
Total Expenses	3,412,795
 Program Revenues	
Lease revenue	25,159
Other revenue	3,038
Gain on sale of fixed asset	11,500
Operating grants	3,319,146
Total Program Revenues	3,358,843
Net Program Expenses	(53,952)
 General Revenues:	
Interest revenue	43,081
Contributions	26,488
Total General Revenues	69,569
Change in Net Position	15,617
Net Position - October 1, 2023	1,048,140
Net Position - September 30, 2024	\$ 1,063,757

The notes to the financial statements are an integral part of this statement.

OKEECHOBEE SOIL AND WATER CONSERVATION DISTRICT
BALANCE SHEET – GOVERNMENTAL FUNDS
SEPTEMBER 30, 2024

	General Fund	#27702 Producer Cost-Share Fund
Assets		
Cash and cash equivalents	\$ 850,188	\$ 245,754
Due from other governments	18,536	-
Leases receivable	53,966	-
	Total Assets	\$ 245,754
	\$ 922,690	\$ 245,754
Liabilities and Fund Balances		
Liabilities:		
Accounts payable and accrued liabilities	\$ 12,902	\$ -
Due to other governments	103	2,256
Refundable advances from other governments	40,000	243,498
	Total Liabilities	245,754
	53,005	245,754
Deferred Inflows of Resources:		
Deferred inflows related to leases	53,966	-
	Fund Balances:	-
Unassigned	815,719	-
Total Fund Balances	815,719	-
	\$ 922,690	\$ 245,754
Total Liabilities, Deferred Inflows and Fund Balances	\$ 922,690	\$ 245,754

The notes to the financial statements are an integral part of this statement.

#28762 Producer Cost-Share Fund	Total Governmental Funds
\$ 584,971	\$ 1,680,913
-	18,536
-	53,966
<u>\$ 584,971</u>	<u>\$ 1,753,415</u>
\$ -	\$ 12,902
-	2,359
584,971	868,469
<u>584,971</u>	<u>883,730</u>
-	53,966
-	815,719
-	815,719
<u>\$ 584,971</u>	<u>\$ 1,753,415</u>

THIS PAGE INTENTIONALLY LEFT BLANK

OKEECHOBEE SOIL AND WATER CONSERVATION DISTRICT
RECONCILIATION OF THE BALANCE SHEET - GOVERNMENTAL FUNDS TO
THE STATEMENT OF NET POSITION
SEPTEMBER 30, 2024

Fund Balances - Total Governmental Funds	\$ 815,719
<p>Capital assets used in governmental activities are not current financial resources and, therefore, are not reported in the funds. These capital assets consist of:</p>	
Capital assets - net	436,310
Deferred outflow of resources are not financial resources and, therefore, are not reported in the funds	62,957
Compensated absences are not due and payable in the current period and, therefore, are not reported in the funds	(28,648)
Long-term liabilities are not due and payable in the current period and, therefore, are not reported in the funds	(187,524)
Deferred inflow of resources for pension related items are not financial resources and, therefore, are not reported in the funds	<u>(35,057)</u>
Net Position - Governmental Activities	<u><u>\$ 1,063,757</u></u>

The notes to the financial statements are an integral part of this statement.

OKEECHOBEE SOIL AND WATER CONSERVATION DISTRICT
STATEMENT OF REVENUES, EXPENDITURES AND CHANGES IN FUND BALANCES
GOVERNMENTAL FUNDS
FOR THE YEAR ENDED SEPTEMBER 30, 2024

	General Fund	#27702 Producer Cost- Share Fund
Revenues		
Intergovernmental revenue	\$ 228,891	\$ 2,151,677
Lease income	25,159	-
Other revenue	3,038	-
Interest revenue	43,081	-
Total Revenues	300,169	2,151,677
Expenditures		
Current:		
General government:		
General and administrative	135,137	-
Personal services	298,136	-
Physical environment:		
Operating expenditures	-	2,049,216
Capital outlay	17,972	-
Total Expenditures	451,245	2,049,216
Excess (Deficiency) of Revenues Over Expenditures	(151,076)	102,461
Other Financing Sources (Uses)		
Transfers in	147,155	-
Transfers out	-	(102,461)
Total Other Financing Sources (Uses)	147,155	(102,461)
Net Change in Fund Balances	(3,921)	-
Fund Balances - October 1, 2023	819,640	-
Fund Balances - September 30, 2024	\$ 815,719	\$ -

The notes to the financial statements are an integral part of this statement.

#28762 Producer Cost- Share Fund	Total Governmental Funds
\$ 938,578	\$ 3,319,146
-	25,159
-	3,038
-	43,081
<u>938,578</u>	<u>3,390,424</u>
-	135,137
-	298,136
893,884	2,943,100
-	17,972
<u>893,884</u>	<u>3,394,345</u>
<u>44,694</u>	<u>(3,921)</u>
-	147,155
<u>(44,694)</u>	<u>(147,155)</u>
<u>(44,694)</u>	<u>-</u>
-	(3,921)
-	819,640
<u>\$ -</u>	<u>\$ 815,719</u>

OKEECHOBEE SOIL AND WATER CONSERVATION DISTRICT
RECONCILIATION OF THE STATEMENT OF REVENUES, EXPENDITURES AND
CHANGES IN FUND BALANCES – GOVERNMENTAL FUNDS TO THE STATEMENT OF ACTIVITIES
FOR THE YEAR ENDED SEPTEMBER 30, 2024

Net Change in Fund Balances - Total Governmental Funds \$ (3,921)

Amount reported for governmental activities in the Statement of Activities are different because:

Governmental funds report capital outlays as expenditures. However, in the Statement of Activities, the cost of those assets is allocated over their estimated useful lives as depreciation expense. This is the amount by which capital outlays were exceeded by depreciation expense in the current period. (10,056)

Donated asset recorded as revenue in the Statement of Activities and excluded from the Governmental funds 26,488

Gain on sale of fixed asset recorded as revenue in the Statement of Activities and excluded from the Governmental funds 11,500

Some expenses reported in the statement of activities do not require the use of current financial resources and, therefore, are not reported as expenditures in governmental funds. (8,394)

Change in Net Position - Governmental Activities \$ 15,617

The notes to the financial statements are an integral part of this statement.

OKEECHOBEE SOIL AND WATER CONSERVATION DISTRICT
NOTES TO FINANCIAL STATEMENTS
SEPTEMBER 30, 2024

NOTE 1 – SUMMARY OF SIGNIFICANT ACCOUNTING POLICIES

The accounting policies and the presentation of the financial report of the Okeechobee Soil and Water Conservation District (the “District”) conform to accounting principles generally accepted in the United States of America as applicable to local governments. This report, the accounting systems, and classification of accounts conform to standards of the Governmental Accounting Standards Board (GASB).

The following summary of the District’s significant accounting policies is presented to assist the reader in interpreting the financial statements and other data in this report. The policies are considered essential and should be read in conjunction with the accompanying financial statements.

A. Reporting Entity

Okeechobee Soil and Water Conservation District (the “District”) was formed January 11, 1951 and is a governmental sub-division of the State of Florida, and is authorized under Florida Statutes Chapter 582. The District forms partnerships with federal, state and local governments, as well as private organizations, to help carry out a variety of environmental and educational programs, provide technical assistance, and other services to help land users protect natural resources.

The District is an independent special district administered by a five member board of supervisors elected by the voters of Okeechobee County. The District for financial reporting purposes includes all of the funds relevant to the operation of the District. There are no separately administered organizations, which are controlled by, or dependent on the District. Control or dependence is determined on the basis of budget adoption, taxing authority, funding and appointment of the respective governing board. Therefore, in accordance with U.S. generally accepted accounting principles, the District has determined that there are no potential component units that it must include within its financial statements.

B. Basis of Presentation

The District’s basic financial statements consist of government-wide statements, including a statement of net position and a statement of activities, and fund financial statements, which provide a more detailed level of financial information.

Government-wide Financial Statements:

The government-wide financial statements (i.e. the statement of net position and the statement of activities) report information on all of the activities of the District. The effect of interfund balances has been removed from the statement of net position. The District has only governmental activities and does not engage in any business-type activities. Direct expenses are those that are clearly identifiable with a specific function or segment. Program revenues include charges for services, operating grants, and capital grants.

Transfers in and transfers out in the amount of \$147,155 between governmental activities were eliminated.

OKEECHOBEE SOIL AND WATER CONSERVATION DISTRICT
NOTES TO FINANCIAL STATEMENTS
SEPTEMBER 30, 2024

NOTE 1 – SUMMARY OF SIGNIFICANT ACCOUNTING POLICIES (continued)

B. Basis of Presentation (continued)

Fund Financial Statement Presentation:

Fund financial statements of the District are organized into funds, each of which is considered to be separate accounting entities. Each fund is accounted for by providing a separate set of self-balancing accounts that constitute assets, deferred outflows of resources, liabilities, deferred inflows of resources, fund equity, revenues and expenditures.

The individual funds account for the governmental resources allocated to them for the purpose of carrying on specific activities in accordance with laws, regulations, and other restrictions.

GASB Statement No. 34 sets forth minimum criteria (percentage of assets, deferred outflows of resources, liabilities, deferred inflows of resources, revenues or expenditures/expenses) for the determination of major funds. The District has used GASB Statement No. 34 minimum criteria for major fund determination. Major governmental funds are reported as separate columns in the fund financial statements.

The following is a brief description of the specific funds used by the District.

Major Governmental Funds:

General Fund - accounts for all financial resources not required to be accounted for in another fund and for certain revenues from the State that are legally restricted to be expended for specific current operating purposes.

Producer Cost-Share Funds (#27702 and #28762) - accounts for revenues and expenditures for grants with the Florida Department of Agriculture and Consumer Services to assist local agricultural producers with the implementation of certain best management practices.

C. Measurement Focus and Basis of Accounting

The government-wide financial statements are reported using the economic resources measurement focus and the accrual basis of accounting. Revenues are recorded when earned, and expenses are recorded when a liability is incurred, regardless of the timing of related cash flows. Grants and similar items are recognized as revenue as soon as all eligibility requirements imposed by the provider have been met.

Governmental fund financial statements are reported using the current financial resources measurement focus and the modified accrual basis of accounting. Revenues are recognized as soon as they are both measurable and available. Revenues are considered to be available when they are collectible within the current period or soon enough thereafter to pay liabilities of the current period. For this purpose, the District considers revenues to be available if they are collected within 60 days of the end of the current period. Expenditures generally are recorded when a liability is incurred, as under accrual accounting.

OKEECHOBEE SOIL AND WATER CONSERVATION DISTRICT
NOTES TO FINANCIAL STATEMENTS
SEPTEMBER 30, 2024

NOTE 1 – SUMMARY OF SIGNIFICANT ACCOUNTING POLICIES (continued)

C. Measurement Focus and Basis of Accounting (continued)

When both restricted and unrestricted resources are available for use, it is the District’s policy to use restricted resources first, and then unrestricted resources as they are needed. When an expenditure is incurred for which committed, assigned, or unassigned fund balances are available, the District considers amounts to have been spent first out of committed funds, then assigned funds, and finally unassigned funds, as needed, unless the District’s Board has provided otherwise in its commitment or assignment actions.

D. Cash and Cash Equivalents

For financial reporting purposes, the District considers cash and cash equivalents to be cash on hand, cash in banks, and short-term investments with maturities less than three months when acquired, including restricted assets.

E. Investments

The District reports investments at their fair value on the balance sheet with unrealized gains and losses credited to investment income. Amounts invested in the Florida State Board of Administration (SBA) Local Government Surplus Funds Trust Fund (“Florida PRIME”) and short-term money market investments are reported as cash equivalents at amortized cost.

F. Prepaid items

Certain payments to vendors reflect costs applicable to future accounting periods and are recorded as prepaid items.

G. Capital Assets

Capital assets purchased in the governmental funds are recorded as expenditures at time of purchase. Such assets are recorded at historical cost or estimated historical cost. Capital assets are defined as assets with a cost of \$750 or more that have a useful life that extends beyond one year. Donated capital assets are recorded at acquisition value at the date of donation. Depreciation on capital assets is a direct charge using the straight-line method over the estimated useful lives of the various classes of depreciable assets.

H. Refundable Advances from Other Governments

The District receives advances from certain grants it administers and records any unspent amounts as a liability. If the District does not spend the grant dollars it is required to refund the money back to the granting source.

I. Compensated Absences

The personnel policy adopted by the District allows for payment of unused vacation days upon termination or resignation. A liability for compensated absences in the amount of \$28,648 has been recorded in the governmental wide financial statements.

OKEECHOBEE SOIL AND WATER CONSERVATION DISTRICT
NOTES TO FINANCIAL STATEMENTS
SEPTEMBER 30, 2024

NOTE 1 – SUMMARY OF SIGNIFICANT ACCOUNTING POLICIES (continued)

J. Deferred Outflows / Inflows of Resources

The District has one item that qualifies for reporting as deferred outflows of resources, which is reported in the government-wide statement of net position. This item is the deferred outflow related to pensions. The deferred outflows related to pensions are an aggregate of items related to pensions as calculated in accordance with GASB Statement No. 68, *Accounting and Financial Reporting for Pensions*. The deferred outflows related to pensions will be recognized as either pension expense or a reduction in the net pension liability in future reporting years.

Details on the composition of deferred outflows related to pensions are reported in a subsequent note.

The District has two items that qualify for reporting as deferred inflows of resources in the government-wide statement of net position. These items are the deferred inflows related to pensions and leases. The deferred inflows related to pensions are an aggregate of items related to pensions as calculated in accordance with GASB Statement No. 68, *Accounting and Financial Reporting for Pensions*. The deferred inflows related to leases include the leases receivable plus any payments received that relate to future periods. The deferred inflows related to pensions and leases will be recognized as a reduction to pension expense and as lease revenue in future reporting years.

Details on the composition of deferred inflows related to pensions and other postemployment benefits are reported in a subsequent note.

K. Pensions

In the government-wide statement of net position, liabilities are recognized for the Okeechobee Soil and Water Conservation District's proportionate share of each pension plan's net pension liability. For purposes of measuring the net pension liability, deferred outflows of resources, and deferred inflows of resources related to pensions, and pension expense, information about the fiduciary net position of the Florida Retirement System (FRS) defined benefit plan and the Health Insurance Subsidy (HIS) defined benefit plan and additions to/deductions from the FRS and the HIS fiduciary net position have been determined on the same basis as they are reported by the FRS and the HIS plans. For this purpose, defined benefit payments (including refund of employee contributions) are recognized when due and payable in accordance with benefits terms. Investments are reported at fair value.

L. Use of Estimates

The preparation of financial statements in conformity with the U.S. generally accepted accounting principles requires management to make estimates and assumptions that affect the reported amounts and disclosures. Accordingly, actual results may differ from those estimates.

OKEECHOBEE SOIL AND WATER CONSERVATION DISTRICT
NOTES TO FINANCIAL STATEMENTS
SEPTEMBER 30, 2024

NOTE 1 – SUMMARY OF SIGNIFICANT ACCOUNTING POLICIES (continued)

M. Interfund Receivables and Payables

During the course of operations, transactions occur between individual funds for services rendered. Short-term interfund loans are classified as “due to/from other funds.” All short-term interfund receivables and payables are planned to be eliminated shortly after year end.

N. Government-wide Net Position

Government-wide net position is divided into three categories:

- ◆ Net investment in capital assets – consist of the historical cost of capital assets less accumulated depreciation and less any debt that remains outstanding and was used to finance those assets.
- ◆ Restricted – consist of amounts constrained to specific purposes by their providers (such as grantors, bondholders, higher levels of government, and contributors), through constitutional provisions, by enabling legislation, or contributor restrictions.
- ◆ Unrestricted – all other net position is reported in this category.

O. Governmental Fund Balances

In the governmental fund financial statements, fund balances are classified as follows:

- ◆ Nonspendable – amounts that are not in spendable form (such as prepaid items or long term investments) or are required to be maintained intact.
- ◆ Restricted – amounts constrained to specific purposes by their providers (such as grantors, bondholders, and higher levels of government), through constitutional provisions, or by enabling legislation.
- ◆ Committed– amounts constrained to specific purposes by the District itself, using its highest level of decision-making authority (i.e., Board members) and its highest level action (i.e. Resolution). To be reported as committed, amounts cannot be used for any other purpose unless the District takes the same highest level action to remove or change the constraint.
- ◆ Assigned – amounts the District intends to use for a specific purpose. Intent can be expressed by the Board of Supervisors.
- ◆ Unassigned – amounts that are available for any purpose. Positive amounts are reported only in the general fund.

The District Board establishes (and modifies or rescinds) fund balance commitments by passage of a resolution. A fund balance commitment is further indicated in the budget document as a designation or commitment of the fund (such as for special incentives). Assigned fund balance is established by the District Board through adoption or amendment of the budget as intended for specific purpose (such as the purchase of fixed assets, construction, debt service, or for other purposes).

OKEECHOBEE SOIL AND WATER CONSERVATION DISTRICT
 NOTES TO FINANCIAL STATEMENTS
 SEPTEMBER 30, 2024

NOTE 2 – CASH AND INVESTMENTS

Custodial credit risk is the risk that in the event of a bank failure, the government’s deposits may not be returned to it. Florida Statutes require state and local governmental units to deposit monies with financial institutions classified as “Qualified Public Depositories,” a multiple financial institution collateral pool whereby groups of securities pledged by the various financial institutions provide common collateral from their deposits of public funds. This pool is provided as additional insurance to the federal depository insurance and allows for additional assessments against the member institutions, providing full insurance for public deposits. The District’s deposits were entirely covered by federal depository insurance or guaranteed by qualified public depositories in Florida pursuant to Chapter 280.07, Florida Statutes, as of September 30, 2024.

Cash and cash equivalents at September 30, 2024 consist of:

Demand deposits	\$ 912,250
Florida PRIME	768,663
Total cash and cash equivalents	\$ 1,680,913

Investments – The District has not adopted a formal investment policy, and utilizes the guidelines of Florida Statute section 218.415(17). Florida Statutes authorize the District to invest in direct obligations of the U.S. Treasury, the Local Government Surplus Funds Trust Fund (Florida PRIME), savings accounts or certificates of deposit in state-certified qualified public depositories, and SEC registered money market funds.

The District invests funds throughout the year with the Florida PRIME, an investment pool administered by the State Board of Administration (SBA), under the regulatory oversight of the State of Florida. Investments in Florida PRIME are made pursuant to Chapter 125.31, Florida Statutes. The investments are not categorized because they are not evidenced by securities that exist in physical or book entry form.

Florida PRIME meets all of the necessary criteria to elect to measure all of the investments in Florida PRIME at amortized cost; therefore the pool is reported at amortized cost.

With regard to redemption gates, Chapter 218.409(8)(a), Florida Statutes states that “The principal, and any part thereof, of each account constituting the trust fund is subject to payment at any time from moneys in the trust fund. However, the Executive Director may, in good faith, on the occurrence of an event that has a material impact on liquidity or operations of the trust fund, for 48 hours limit contributions to or withdrawals from the trust fund to ensure that the Board can invest moneys entrusted to it in exercising its fiduciary responsibility. Such action must be immediately disclosed to all participants, the Trustees, the Joint Legislative Auditing Committee, the Investment Advisory Council, and the Participant Local Government Advisory Council.

OKEECHOBEE SOIL AND WATER CONSERVATION DISTRICT
NOTES TO FINANCIAL STATEMENTS
SEPTEMBER 30, 2024

NOTE 2 – CASH AND INVESTMENTS (continued)

The Trustees shall convene an emergency meeting as soon as practicable from the time the Executive Director has instituted such measures and review the necessity of those measures. If the Trustees are unable to convene an emergency meeting before the expiration of the 48-hour moratorium on contributions and withdrawals, the Executive Director may extend the moratorium until the Trustees are able to meet to review the necessity for the moratorium. If the Trustees agree with such measures, the Trustees shall vote to continue the measures for up to an additional 15 days. The Trustees must convene and vote to continue any such measures before the expiration of the time limit set, but in no case may the time limit set by the Trustees exceed 15 days.”

With regard to liquidity fees, Florida Statute 218.409(4) provides authority for the SBA to impose penalties for early withdrawal, subject to disclosure in the enrollment materials of the amount and purpose of such fees. At present, no such disclosure has been made.

As of September 30, 2024, there were no redemption fees, maximum transaction amounts, or any other requirements that serve to limit a participant’s daily access to 100% of their account value.

The Florida PRIME is rated by Standard and Poor’s with a credit risk rating of AAAm and a weighted average maturity of 39 days at September 30, 2024. Interest rate risk is the risk that changes in interest rates will adversely affect the fair value of investments. The District has no policy on interest rate risk.

NOTE 3 – INTERFUND ACTIVITY

During the year ended September 30, 2024, the District made interfund transfers to move \$147,155, the administrative portion of the grants, from the grant funds to the General Fund to cover administrative costs, as provided in the grant agreements.

NOTE 4 – FACILITY AND ADMINISTRATIVE ASSISTANCE

The District is provided office space and administrative staff assistance by the Natural Resource Conservation Service (the “Service”). The Service has not charged the District rent for the facility or any fees for the administrative assistance. No amounts have been recorded in the financial statements to reflect the amount of contributed personnel costs or rent. The District’s Board of Supervisors does not expect this arrangement to change.

NOTE 5 – RISK MANAGEMENT PROGRAMS

The District carries professional liability insurance on directors and officers, workers’ compensation insurances on its employees and commercial liability insurance on buildings and equipment.

OKEECHOBEE SOIL AND WATER CONSERVATION DISTRICT
 NOTES TO FINANCIAL STATEMENTS
 SEPTEMBER 30, 2024

NOTE 6 – CAPITAL ASSETS

Capital asset activity for the year ended September 30, 2024 was as follows:

<u>Governmental Activities:</u>	Beginning Balance	Additions	Deletions	Ending Balance
Capital assets, not being depreciated:				
Land	\$ 86,045	\$ -	\$ -	\$ 86,045
Capital assets, being depreciated:				
Building, furniture and equipment	414,868	55,960	(28,491)	442,337
Vehicles	111,327	-	-	111,327
Less accumulated depreciation	<u>(203,862)</u>	<u>(28,028)</u>	<u>28,491</u>	<u>(203,399)</u>
Total capital assets being depreciated, net	<u>322,333</u>	<u>27,932</u>	<u>-</u>	<u>350,265</u>
Governmental Activities Capital Assets	<u>\$408,378</u>	<u>\$ 27,932</u>	<u>\$ -</u>	<u>\$436,310</u>

NOTE 7 – LEASES

The District leases building space to two tenants under the terms of three year lease agreements expiring on September 30, 2026. The District recognized \$25,159 and \$3,030 in lease revenue and interest revenue, respectively, for current year receipts pursuant to these contracts. Future minimum rentals under the noncancellable leases as of September 30, 2024 are as follows:

<u>Fiscal Year</u>	<u>Deferred Inflows</u>	<u>Interest</u>	<u>Total</u>
2025	\$ 26,462	\$ 1,675	\$28,137
2026	27,504	633	28,137
Total	<u>\$ 53,966</u>	<u>\$ 2,308</u>	<u>\$56,274</u>

NOTE 8 – RETIREMENT PLAN

General Information about the Florida Retirement System

The FRS was created in Chapter 121, Florida Statutes, to provide a defined benefit pension plan for participating public employees. The FRS was amended in 1998 to add the Deferred Retirement Option Program (DROP) under the defined benefit plan and amended in 2000 to provide a defined contribution plan alternative to the defined benefit plan for FRS members effective July 1, 2002. This integrated defined contribution pension plan is the FRS Investment Plan. Chapter 112, Florida Statutes, established the Retiree Health Insurance Subsidy (HIS) Program, a cost-sharing multiple-employer defined benefit pension plan, to assist retired members of any State-administered retirement system in paying the costs of health insurance.

OKEECHOBEE SOIL AND WATER CONSERVATION DISTRICT
NOTES TO FINANCIAL STATEMENTS
SEPTEMBER 30, 2024

NOTE 8 – RETIREMENT PLAN (continued)

Essentially all regular employees of the District are eligible to enroll as members of the State-administered FRS. Provisions related to the FRS are established by Chapters 121 and 122, Florida Statutes; Chapter 112, Part IV, Florida Statutes; Chapter 238, Florida Statutes; and FRS Rules, Chapter 60S, Florida Administrative Code; wherein eligibility, contributions, and benefits are defined and described in detail. Such provisions may be amended at any time by further action from the Florida Legislature. The FRS is a single retirement system administered by the Florida Department of Management Services, Division of Retirement, and consists of the two cost-sharing, multiple-employer defined benefit plans and other nonintegrated programs. A comprehensive annual financial report of the FRS, which includes its financial statements, required supplementary information, actuarial report, and other relevant information, is available from the Florida Department of Management Services' Web site (www.dms.myflorida.com).

The District's FRS and HIS pension expense totaled \$26,280 for the fiscal year ended September 30, 2024.

FRS Pension Plan

Plan Description – The FRS Pension Plan (Plan) is a cost-sharing multiple-employer defined benefit pension plan, with DROP for eligible employees. The general classes of membership are as follows: *Regular Class* – Members of the FRS who do not qualify for membership in the other classes and *Senior Management Service Class (SMSC)* – Members in senior management level positions.

Employees enrolled in the Plan prior to July 1, 2011, vest at 6 years of creditable service and employees enrolled in the Plan on or after July 1, 2011, vest at 8 years of creditable service. All vested members, enrolled prior to July 1, 2011, are eligible for normal retirement benefits at age 62 or at any age after 30 years of service. All members enrolled in the Plan on or after July 1, 2011, once vested, are eligible for normal retirement benefits at age 65 or any time after 33 years of creditable service. Members of the Plan may include up to 4 years of credit for military service toward creditable service. The Plan also includes an early retirement provision; however, there is a benefit reduction for each year a member retires before his or her normal retirement date. The Plan provides retirement, disability, death benefits, and annual cost-of-living adjustments to eligible participants.

DROP, subject to provisions of section 121.091, Florida Statutes, permits employees eligible for normal retirement under the Plan to defer receipt of monthly benefit payments while continuing employment with an FRS participating employer. An employee may participate in DROP for a period not to exceed 60 months after electing to participate, except that certain instructional personnel may participate for up to 96 months. During the period of DROP participation, deferred monthly benefits are held in the FRS Trust Fund and accrue interest. The net pension liability does not include amounts for DROP participants, as these members are considered retired and are not accruing additional pension benefits.

Benefits Provided – Benefits under the Plan are computed on the basis of age and/or years of service, average final compensation, and service credit. Credit for each year of service is expressed as a percentage of the average final compensation. For members initially enrolled before July 1, 2011, the average final compensation is the average of the 5 highest fiscal years' earnings; for members initially

OKEECHOBEE SOIL AND WATER CONSERVATION DISTRICT
 NOTES TO FINANCIAL STATEMENTS
 SEPTEMBER 30, 2024

NOTE 8 – RETIREMENT PLAN (continued)

enrolled on or after July 1, 2011, the average final compensation is the average of the 8 highest fiscal years' earnings. The total percentage value of the benefit received is determined by calculating the total value of all service, which is based on the retirement class to which the member belonged when the service credit was earned. Members are eligible for in-line-of-duty or regular disability and survivors' benefits. The following chart shows the percentage value for each year of service credit earned:

<u>Class, Initial Enrollment, and Retirement Age/Years of Service</u>	<u>% Value</u>
Regular Class members initially enrolled before July 1, 2011	
Retirement up to age 62 or up to 30 years of service	1.60
Retirement up to age 63 or up to 31 years of service	1.63
Retirement up to age 64 or up to 32 years of service	1.65
Retirement up to age 65 or up to 33 or more years of service	1.68
Regular Class members initially enrolled after July 1, 2011	
Retirement up to age 65 or up to 33 years of service	1.60
Retirement up to age 66 or up to 34 years of service	1.63
Retirement up to age 67 or up to 35 years of service	1.65
Retirement up to age 68 or up to 36 or more years of service	1.68
Senior Management Service Class	2.00

As provided in Section 121.101, Florida Statutes, if the member is initially enrolled in the Plan before July 1, 2011, and all service credit was accrued before July 1, 2011, the annual cost-of-living adjustment is 3 percent per year. If the member is initially enrolled before July 1, 2011, and has service credit on or after July 1, 2011, there is an individually calculated cost-of-living adjustment. The annual cost-of-living adjustment is a proportion of 3 percent determined by dividing the sum of the pre-July 2011 service credit by the total service credit at retirement multiplied by 3 percent. Plan members initially enrolled on or after July 1, 2011, will not have a cost-of-living adjustment after retirement.

Contributions – The Florida Legislature establishes contribution rates for participating employers and employees. Contribution rates during the 2023-24 fiscal year were as follows:

<u>Class</u>	July 1, 2023		July 1, 2024	
	<u>Percent of Gross Salary</u>		<u>Percent of Gross Salary</u>	
	<u>Employee</u>	<u>Employer (1)</u>	<u>Employee</u>	<u>Employer (1)</u>
FRS, Regular	3.0%	13.57%	3.0%	13.63%
FRS, Senior Management Service	3.0%	34.52%	3.0%	34.52%
FRS, DROP	0.0%	21.13%	0.0%	21.13%

Notes: (1) Employer rates include 2.00 percent for the postemployment health insurance subsidy. Also, employer rates, other than the DROP participants, include 0.06 percent for administrative costs of the investment plan.

(2) Contribution rates are dependent upon retirement class in which reemployed.

OKEECHOBEE SOIL AND WATER CONSERVATION DISTRICT
 NOTES TO FINANCIAL STATEMENTS
 SEPTEMBER 30, 2024

NOTE 8 – RETIREMENT PLAN (continued)

The District’s contributions, including employee contributions, to the Plan totaled \$28,253 for the fiscal year ended September 30, 2024.

Pension Liabilities, Pension Expense, and Deferred Outflows of Resources and Deferred Inflows of Resources Related to Pensions – At September 30, 2024, the District reported a liability of \$115,505 for its proportionate share of the Plan’s net pension liability. The net pension liability was measured as of June 30, 2024, and the total pension liability used to calculate the net pension liability was determined by an actuarial valuation as of July 1, 2024. The District’s proportionate share of the net pension liability was based on the District’s contributions received by FRS during the measurement period for employer payroll paid dates from July 1, 2023 through June 30, 2024, relative to the total employer contributions received from all participating employers. At June 30, 2024, the District's proportionate share was .000298580 percent, which was an increase of .000008095 percent from its proportionate share measured as of June 30, 2023.

For the fiscal year ended September 30, 2024, the District recognized pension expense of \$22,341. In addition, the District reported deferred outflows of resources and deferred inflows of resources related to pensions from the following sources:

Description	Deferred Outflows of Resources	Deferred Inflows of Resources
Differences between expected and actual experience	\$ 11,669	\$ -
Change of assumptions	15,830	-
Net difference between projected and actual earnings on Pension Plan investments	-	7,677
Changes in proportion and differences between District's Pension Plan contributions and proportionate share of contributions	14,843	4,399
District's Pension Plan contributions subsequent to the measurement date	6,726	-
Total	<u>\$ 49,068</u>	<u>\$ 12,076</u>

The deferred outflows of resources related to the Pension Plan, totaling \$6,726 resulting from District contributions to the Plan subsequent to the measurement date, will be recognized as a reduction of the net pension liability in the fiscal year ended September 30, 2024. Other amounts reported as deferred outflows of resources and deferred inflows of resources related to the Pension Plan will be recognized in pension expense as follows:

OKEECHOBEE SOIL AND WATER CONSERVATION DISTRICT
 NOTES TO FINANCIAL STATEMENTS
 SEPTEMBER 30, 2024

NOTE 8 – RETIREMENT PLAN (continued)

Year Ending September 30	Amount
2025	\$ 2,152
2026	23,771
2027	2,832
2028	319
2029	1,192

Actuarial Assumptions – The total pension liability in the June 30, 2024 actuarial valuation was determined using the following actuarial assumption, applied to all periods included in the measurement:

Inflation	2.40 %
Salary increases	3.50%, average, including inflation
Investment rate of return	6.70%, net of pension plan investment expense, including inflation

Mortality assumptions for the FRS Pension Plan and the HIS Program were based on the PUB-2010 base table, projected generationally with Scale MP-2021.

The actuarial assumptions used in the July 1, 2024, valuation were based on the results of an actuarial experience study for the period July 1, 2018 through June 30, 2023.

The long-term expected investment rate of return was not based on historical returns, but instead was based on a forward-looking capital market economic model. Each asset class assumption is based on a consistent set of underlying assumptions, and includes an adjustment for the inflation assumption. For the FRS Pension Plan, the decreased investment return assumption of 6.70% was adopted by the Florida Retirement System Actuarial Assumption Conference.

The allocation policy’s description of each asset class was used to map the target allocation to the asset classes shown below. Each asset class assumption is based on a consistent set of underlying assumptions and includes an adjustment for the inflation assumption. The target allocation and best estimates of arithmetic and geometric real rates of return for each major asset class are summarized in the following table:

OKEECHOBEE SOIL AND WATER CONSERVATION DISTRICT
 NOTES TO FINANCIAL STATEMENTS
 SEPTEMBER 30, 2024

NOTE 8 – RETIREMENT PLAN (continued)

Asset Class	Target Allocation (1)	Annual Arithmetic Return	Compound Annual (Geometric) Return	Standard Deviation
Cash	1.00%	3.30%	3.30%	1.10%
Intermediate-Term Bonds	29.00%	5.70%	5.60%	3.90%
Global equity	45.00%	8.60%	7.00%	18.20%
Real estate	12.00%	8.10%	6.80%	16.60%
Private equity	11.00%	12.40%	8.80%	28.40%
Strategic investments	2.00%	6.60%	6.20%	8.70%
Total	<u>100.00%</u>			
Assumed Inflation - Mean			2.4%	1.5%

(1) As outlined in the Pension Plan's investment policy

Discount Rate - The discount rate used to measure the total pension liability was 6.70%. The Pension Plan's fiduciary net position was projected to be available to make all projected future benefit payments of current active and inactive employees. Therefore, the discount rate for calculation the total pension liability is equal to the long-term expected rate of return.

Sensitivity of the District's Proportionate Share of the Net Position Liability to Changes in the Discount Rate - The following represents the District's proportionate share of the net pension liability calculated using the discount rate of 6.70%, as well as what the District's proportionate share of the net pension liability would be if it were calculated using a discount rate that is one percentage point lower (5.70%) or one percentage point higher (7.70%) than the current rate:

	1% Decrease (5.70%)	Current Discount Rate (6.70%)	1% Increase (7.70%)
District's proportionate share of the net pension liability	\$ 203,169	\$ 115,505	\$ 42,068

Pension Plan Fiduciary Net Position - Detailed information regarding the Plan's fiduciary net position is available in the separately issued FRS Pension Plan and Other State-Administered Systems Comprehensive Annual Financial Report.

Payables to the Pension Plan - The District reported no payables for outstanding contributions to the Plan required for the fiscal year ended September 30, 2024.

OKEECHOBEE SOIL AND WATER CONSERVATION DISTRICT
NOTES TO FINANCIAL STATEMENTS
SEPTEMBER 30, 2024

NOTE 8 – RETIREMENT PLAN (continued)

HIS Plan

Plan Description – The HIS Pension Plan (HIS Plan) is a non-qualified, cost-sharing multiple-employer defined benefit pension plan established under Section 112.363, Florida Statutes. The Florida Legislature establishes and amends the contribution requirements and benefit terms of the HIS Program. The benefit is a monthly payment to assist eligible retirees and surviving beneficiaries of the state-administered retirement systems in paying their health insurance costs.

Benefits Provided – For the fiscal year ended September 30, 2024, retirees and beneficiaries received a monthly HIS payment equal to the number of years of creditable service completed at the time of retirement multiplied by \$7.50. The payments are at least \$45 but not more than \$225 per month, pursuant to section 112.363, Florida Statutes. To be eligible to receive a HIS benefit, a retiree under a state-administered retirement system must provide proof of health insurance coverage, which can include Medicare.

Contributions – The HIS Plan is funded by required contributions from FRS participating employers as set by the Florida Legislature. Employer contributions are a percentage of gross compensation for all active FRS members. For the fiscal year ended September 30, 2024, the HIS contribution rate was 2.00%. The District contributed 100% of its statutorily required contributions for the current year. HIS Plan contributions are deposited in a separate trust fund from which payments are authorized. HIS Plan benefits are not guaranteed and are subject to annual legislative appropriation. In the event legislative appropriation or available funds fail to provide full subsidy benefits to all participants, benefits may be reduced or cancelled.

The District's contributions to the HIS Plan totaled \$4,620 for the year ended September 30, 2024.

Pension Liabilities, Pension Expense, and Deferred Outflows of Resources and Deferred Inflows of Resources Related to Pensions – At September 30, 2024, the District reported a liability of \$61,259 for its proportionate share of the HIS Plan's net pension liability. The net pension liability was measured as of June 30, 2024, and the total pension liability used to calculate the net pension liability was determined by an actuarial valuation as of July 1, 2024. The District's proportionate share of the net pension liability was based on the District's contributions received by FRS during the measurement period for employer payroll paid dates from July 1, 2023 through June 30, 2024, relative to the total employer contributions received from all participating employers. At June 30, 2024, the District's proportionate share was 0.000408369 percent, which was a decrease of 0.00063014 percent from its proportionate share measured as of June 30, 2023.

For the fiscal year ended September 30, 2024, the District recognized pension expense of \$3,939. In addition the District reported deferred outflows of resources and deferred in flows of resources related to pensions from the following sources:

OKEECHOBEE SOIL AND WATER CONSERVATION DISTRICT
 NOTES TO FINANCIAL STATEMENTS
 SEPTEMBER 30, 2024

NOTE 8 – RETIREMENT PLAN (continued)

Description	Deferred Outflows of Resources	Deferred Inflows of Resources
Differences between expected and actual experience	\$ 592	\$ 118
Change of assumptions	1,082	7,252
Net difference between projected and actual earnings on HIS Plan investments	-	22
Changes in proportion and differences between District's HIS Plan contributions and proportionate share of contributions	11,052	15,589
District's HIS Plan contributions subsequent to the measurement date	1,163	-
Total	<u>\$ 13,889</u>	<u>\$ 22,981</u>

The deferred outflows of resources related to the HIS Plan, totaling \$1,163 resulting from District contributions to the HIS Plan subsequent to the measurement date, will be recognized as a reduction of the net pension liability in the fiscal year ended September 30, 2024. Other amounts reported as deferred outflows of resources related to the HIS Plan will be recognized in pension expense as follows:

Year Ending September 30	Amount
2025	\$ (504)
2026	(1,633)
2027	(1,903)
2028	(2,918)
2029	(2,617)
Thereafter	(680)

Actuarial Assumptions – The total pension liability in the July 1, 2024, actuarial valuation was determined using the following actuarial assumptions, applied to all periods included in the measurement:

Inflation	2.40 %
Salary increases	3.50%, average, including inflation
Municipal bond rate	3.93 %

Mortality assumptions for the FRS Pension Plan and the HIS Program were based on the PUB-2010 base table, projected generationally with Scale MP-2021.

The actuarial assumptions used in the July 1, 2024, valuation were based on the results of an actuarial experience study for the period July 1, 2018 through June 30, 2023.

OKEECHOBEE SOIL AND WATER CONSERVATION DISTRICT
 NOTES TO FINANCIAL STATEMENTS
 SEPTEMBER 30, 2024

NOTE 8 – RETIREMENT PLAN (continued)

The following changes in actuarial assumptions occurred in 2024:

HIS: All demographic assumptions and methods were reviewed as part of the 2024 Experience Study. Changes were adopted by the 2024 FRS Actuarial Assumption Conference during its meetings in October 2024.

HIS: The coverage election assumptions were updated to reflect recent and anticipated future experience of HIS program participants. Changes were adopted by the 2024 FRS Actuarial Assumption Conference during its October 2024 meeting.

HIS: The discount rate was modified to reflect the change in the value of the municipal bond index between GASB measurement dates.

Discount Rate - The discount rate used to measure the total pension liability was 3.93%. In general, the discount rate for calculating the total pension liability is equal to the single rate equivalent to discounting at the long-term expected rate of return for benefit payments prior to the projected depletion date. Because the HIS benefit is essentially funded on a pay-as-you-go basis, the depletion date is considered to be immediate, and the single equivalent discount rate is equal to the municipal bond rate selected by the HIS Plan sponsor. The Bond Buyer General Obligation 20-Bond Municipal Bond Index was adopted as the applicable municipal bond index.

Sensitivity of the District’s Proportionate Share of the Net Position Liability to Changes in the Discount Rate - The following represents the District’s proportionate share of the net pension liability calculated using the discount rate of 3.93%, as well as what the District’s proportionate share of the net pension liability would be if it were calculated using a discount rate that is one percentage point lower (2.93%) or one percentage point higher (4.93%) than the current rate:

	1% Decrease (2.93%)	Current Discount Rate (3.93%)	1% Increase (4.93%)
District's proportionate share of the net pension liability	\$ 69,736	\$ 61,259	\$ 54,222

Pension Plan Fiduciary Net Position - Detailed information regarding the HIS Plan’s fiduciary net position is available in the separately issued FRS Pension Plan and Other State-Administered Systems Comprehensive Annual Financial Report.

Payables to the Pension Plan - The District reported no payable for outstanding contributions to the HIS Plan required for the fiscal year ended September 30, 2024.

NOTE 9 – OTHER POSTEMPLOYMENT BENEFITS (OPEB)

Plan Description

The District provides health insurance benefits to its retired employees through a single-employer plan administered by the District. Pursuant to the provisions of Section 112.0801, Florida Statutes,

OKEECHOBEE SOIL AND WATER CONSERVATION DISTRICT
NOTES TO FINANCIAL STATEMENTS
SEPTEMBER 30, 2024

NOTE 9 – OTHER POSTEMPLOYMENT BENEFITS (OPEB) (continued)

former employees who retire from the District and eligible dependents may continue to participate in the District's fully-insured benefit plan for medical insurance coverage. The District subsidizes the premium rates paid by retirees by allowing them to participate in the plan at reduced or blended group (implicitly subsidized) premium rates for both active and retired employees. These rates provide an implicit subsidy for retirees because, on an actuarial basis, their current and future claims are expected to result in higher costs to the plan on average than those of active employees. The benefits provided under this defined benefit plan are provided until the retiree's attainment of age 65 (or until such time at which retiree discontinues coverage under the District sponsored plans, if earlier).

Funding Policy

The District is funding the plan on a pay-as-you-go basis. Employees and their dependents are required to pay 100% of the insurance premiums charged by the carrier. There is an implied subsidy in the insurance premiums for these employees because the premium charged for retirees is the same as the premium charged for active employees, who are younger than retirees on average.

Total OPEB Liability

The District's total OPEB liability of \$10,760 was measured as of September 30, 2024, and was determined by an actuarial valuation as of September 30, 2023.

Methods and Assumptions

Projections of benefits for financial reporting purposes are based on the substantive plan (the plan as understood by the employer and plan members) and include the types of benefits provided at the time of each Alternative Measurement Method (AMM) calculation and the historical pattern of sharing of benefit costs between the employer and plan members to that point. The methods and assumptions used include techniques that are designed to reduce the effects of short-term volatility in actuarial accrued liabilities and the actuarial value of assets, consistent with the long-term perspective of the calculations.

As authorized by GASB Statement No. 75, the AMM allows the employer to use simplifications of certain assumptions in measuring the costs and liabilities.

The following simplifying assumptions were made:

Retirement age for active employees – Retirement age for active employees has been determined as the earliest age eligible for normal retirement under the Florida Retirement System.

Active Member Marital Status – Assumption of marital status for active employees has been incorporated in the acceptance probability for spousal coverage. Using this approach, the percentage of future retired plan members taking spousal coverage was assumed at 0%. For active employees, spouses' genders were assumed to be opposite to the members' genders and females were assumed 3 years younger than their spouses. Covered spouse data were collected for current retired plan members as of the valuation date and were assumed to remain unchanged until the assumed death of the spouses.

Mortality – Life expectancies were based on the PUB-2010 Headcount Weighted General Below Median Healthy mortality tables (with on-year setback for males), generationally projected from the

OKEECHOBEE SOIL AND WATER CONSERVATION DISTRICT
NOTES TO FINANCIAL STATEMENTS
SEPTEMBER 30, 2024

NOTE 9 – OTHER POSTEMPLOYMENT BENEFITS (OPEB) (continued)

year 2010 using Projection Scale MP-2018. These are the same tables used in the July 1, 2024 actuarial valuation of the Florida Retirement System for non-k-12 Instructional Regular Class members.

Turnover – Non-group-specific age-based turnover rates derived from the withdrawal assumption used in the July 1, 2022 actuarial valuation of the Florida Retirement System for Regular Class members were used as the basis for assigning active members a probability of remaining employed until the assumed retirement age and for developing an expected future working lifetime assumption for purposes of allocating to periods the present value of total benefits to be paid.

Health insurance premiums – Health insurance premiums for retirees in effect at November 1, 2022 were used as the basis for calculation of the present value of total benefits to be paid.

Roll Forward Disclosure – The Total OPEB Liability was rolled forward twelve months from the Valuation Date to the Measurement Date using standard actuarial techniques.

Assumption, Method, and Plan Changes

Assumption Changes – The discount rate was changed from 4.63% as of the beginning of the measurement period to 3.88% as of September 30, 2024 (based on the Long-Term Municipal Bond rate). This change decreased the Total OPEB Liability.

There were no benefit changes during the year.

NOTE 10 – ECONOMIC DEPENDENCY

The District received 94% of its total revenues from the State of Florida Department of Agriculture and Consumer Services. The District generally earns an administrative fee of 5% on contracts of this nature, and future revenues of this type are dependent on the District receiving these contracts in the future. Management, however, believes the District would remain in existence if the funding from these contracts ended.

THIS PAGE INTENTIONALLY LEFT BLANK

OKEECHOBEE SOIL AND WATER CONSERVATION DISTRICT
BUDGETARY COMPARISON SCHEDULE –GENERAL FUND
FOR THE YEAR ENDED SEPTEMBER 30, 2024
(UNAUDITED)

	<u>Budget</u>		<u>Actual</u>	Variance
	<u>Original</u>	<u>Final</u>		Favorable (Unfavorable)
Revenues				
Intergovernmental revenue	\$ 316,875	\$ 217,895	\$ 228,891	\$ 10,996
Rent income	28,137	24,947	25,159	212
Other revenue	162	162	3,038	2,876
Interest revenue	43,300	43,081	43,081	-
Total Revenues	<u>388,474</u>	<u>286,085</u>	<u>300,169</u>	<u>14,084</u>
Expenditures				
General government:				
General and administrative	169,606	158,127	135,137	22,990
Personal services	385,933	273,558	298,136	(24,578)
Capital outlay	-	17,972	17,972	-
Total Expenditures	<u>555,539</u>	<u>449,657</u>	<u>451,245</u>	<u>(1,588)</u>
Excess (Deficiency) of Revenues Over Expenditures	<u>(167,065)</u>	<u>(163,572)</u>	<u>(151,076)</u>	<u>12,496</u>
Other Financing Sources (Uses)				
Transfers in	148,255	147,765	147,155	(610)
Total Other Financing Sources (Uses)	<u>148,255</u>	<u>147,765</u>	<u>147,155</u>	<u>(610)</u>
Net Change in Fund Balance	(18,810)	(15,807)	(3,921)	11,886
Fund Balances - October 1, 2023	819,640	819,640	819,640	-
Fund Balances - September 30, 2024	<u>\$ 800,830</u>	<u>\$ 803,833</u>	<u>\$ 815,719</u>	<u>\$ 11,886</u>

See Independent Auditors' Report on accompanying notes to this schedule.

OKEECHOBEE SOIL AND WATER CONSERVATION DISTRICT
BUDGETARY COMPARISON SCHEDULE –BMP #27702
FOR THE YEAR ENDED SEPTEMBER 30, 2024
(UNAUDITED)

	<u>Budget</u>		<u>Actual</u>	Variance Favorable (Unfavorable)
	<u>Original</u>	<u>Final</u>		
Revenues				
Intergovernmental revenue	\$ 705,549	\$2,151,677	\$2,151,677	\$ -
Total Revenues	<u>705,549</u>	<u>2,151,677</u>	<u>2,151,677</u>	<u>-</u>
Expenditures				
Physical Environment	671,951	2,049,216	2,049,216	-
Total Expenditures	<u>671,951</u>	<u>2,049,216</u>	<u>2,049,216</u>	<u>-</u>
Excess (Deficiency) of Revenues Over Expenditures	<u>33,598</u>	<u>102,461</u>	<u>102,461</u>	<u>-</u>
Other Financing Sources (Uses)				
Transfers out	(33,598)	(102,461)	(102,461)	-
Total Other Financing Sources (Uses)	<u>(33,598)</u>	<u>(102,461)</u>	<u>(102,461)</u>	<u>-</u>
Net Change in Fund Balance	-	-	-	-
Fund Balances - October 1, 2023	<u>-</u>	<u>-</u>	<u>-</u>	<u>-</u>
Fund Balances - September 30, 2024	<u>\$ -</u>	<u>\$ -</u>	<u>\$ -</u>	<u>\$ -</u>

See Independent Auditors' Report on accompanying notes to this schedule.

OKEECHOBEE SOIL AND WATER CONSERVATION DISTRICT
BUDGETARY COMPARISON SCHEDULE – BMP #28762
FOR THE YEAR ENDED SEPTEMBER 30, 2024
(UNAUDITED)

	<u>Budget</u>		<u>Actual</u>	Variance
	<u>Original</u>	<u>Final</u>		Favorable (Unfavorable)
Revenues				
Intergovernmental revenue	\$ 2,125,000	\$ 938,578	\$ 938,578	\$ -
Total Revenues	<u>2,125,000</u>	<u>938,578</u>	<u>938,578</u>	<u>-</u>
Expenditures				
Physical Environment	2,023,810	893,884	893,884	-
Total Expenditures	<u>2,023,810</u>	<u>893,884</u>	<u>893,884</u>	<u>-</u>
Excess (Deficiency) of Revenues Over Expenditures	<u>101,190</u>	<u>44,694</u>	<u>44,694</u>	<u>-</u>
Other Financing Sources (Uses)				
Transfers out	(101,190)	(44,694)	(44,694)	-
Total Other Financing Sources (Uses)	<u>(101,190)</u>	<u>(44,694)</u>	<u>(44,694)</u>	<u>-</u>
Net Change in Fund Balance	-	-	-	-
Fund Balances - October 1, 2023	-	-	-	-
Fund Balances - September 30, 2024	<u>\$ -</u>	<u>\$ -</u>	<u>\$ -</u>	<u>\$ -</u>

See Independent Auditors' Report on accompanying notes to this schedule.

OKEECHOBEE SOIL AND WATER CONSERVATION DISTRICT
NOTES TO THE BUDGETARY COMPARISON SCHEDULES
FOR THE YEAR ENDED SEPTEMBER 30, 2024
(UNAUDITED)

NOTE 1 – BUDGETARY INFORMATION

Budgets are to be prepared and adopted annually for the general and special revenue funds in accordance with procedures and time intervals prescribed by Florida Statute 189.418(3). Accordingly, the Board adopted an annual budget for the general and special revenue funds for the fiscal year ended September 30, 2024. The District is not required to submit its budget to any regulatory agencies.

The annual budget serves as the legal authorization for expenditures. Expenditures cannot legally exceed the total amount budgeted for each fund. All budget amendments, which change the legally adopted total appropriations for a fund, are approved by the Board and may be amended at any Board meeting within sixty (60) days after the fiscal year-end. The level of control for appropriations is exercised at the fund level. Appropriations lapse at year-end. Budgets are prepared using the same modified accrual basis as is used to account for actual transactions.

OKEECHOBEE SOIL AND WATER CONSERVATION DISTRICT
SCHEDULE OF DISTRICT'S PROPORTIONATE SHARE OF NET PENSION LIABILITY
SUPPLEMENTAL FLORIDA RETIREMENT SYSTEM PENSION INFORMATION
FOR THE YEAR ENDED SEPTEMBER 30, 2024
(UNAUDITED)

	<u>2024</u>	<u>2023</u>	<u>2022</u>
District's proportion of the net pension liability*	0.000298580%	0.000290485%	0.000305026%
District's proportionate share of the net pension liability* \$	115,505	\$ 115,749	\$ 113,494
District's covered payroll*	\$ 175,368	\$ 188,162	\$ 193,406
District's proportionate share of the net pension liability as a percentage of its covered-employee payroll	65.86%	61.52%	58.68%
Plan fiduciary net position as a percentage of the total pension liability	83.70%	82.38%	82.89%

*The amounts presented for each fiscal year were determined as of June 30

See Independent Auditors' Report and accompanying notes,
which are an integral part of this schedule.

2021	2020	2019	2018	2017	2016	2015
0.000235521%	0.000195903%	0.000242925%	0.000212136%	0.000163277%	0.000174058%	0.000121326%
\$ 17,791	\$ 84,909	\$ 83,660	\$ 63,879	\$ 48,296	\$ 43,950	\$ 15,671
\$ 142,212	\$ 156,830	\$ 141,814	\$ 98,175	\$ 81,031	\$ 91,398	\$ 65,179
12.51%	54.14%	58.99%	65.07%	59.60%	48.09%	24.04%
96.40%	78.85%	82.61%	84.26%	83.89%	84.88%	92.00%

OKEECHOBEE SOIL AND WATER CONSERVATION DISTRICT
SCHEDULE OF DISTRICT'S CONTRIBUTIONS
SUPPLEMENTAL FLORIDA RETIREMENT SYSTEM PENSION INFORMATION
FOR THE YEAR ENDED SEPTEMBER 30, 2024
(UNAUDITED)

	<u>2024</u>	<u>2023</u>	<u>2022</u>
Contractually required contribution	\$ 23,633	\$ 17,889	\$ 16,404
Contributions in relation to the contractually required contribution	23,633	17,889	16,404
Contributions deficiency (excess)	<u>\$ -</u>	<u>\$ -</u>	<u>\$ -</u>
District's covered-employee payroll	\$ 191,085	\$ 176,234	\$ 201,807
Contributions as a percentage of covered-employee payroll	12.37%	10.15%	8.13%

See Independent Auditors' Report and accompanying notes,
which are an integral part of this schedule.

<u>2021</u>	<u>2020</u>	<u>2019</u>	<u>2018</u>	<u>2017</u>	<u>2016</u>	<u>2015</u>
\$ 12,540	\$ 8,379	\$ 9,612	\$ 7,276	\$ 4,250	\$ 5,129	\$ 5,502
12,540	8,379	9,612	7,276	4,250	5,129	5,502
<u>\$ -</u>	<u>\$ -</u>	<u>\$ -</u>	<u>\$ -</u>	<u>\$ -</u>	<u>\$ -</u>	<u>\$ -</u>
\$ 159,561	\$ 119,216	\$ 180,602	\$ 141,084	\$ 86,692	\$ 90,721	\$ 89,842
7.86%	7.03%	5.32%	5.16%	4.90%	5.65%	6.12%

OKEECHOBEE SOIL AND WATER CONSERVATION DISTRICT
SCHEDULE OF DISTRICT'S PROPORTIONATE SHARE OF NET PENSION LIABILITY
SUPPLEMENTAL HEALTH INSURANCE SUBSIDY PENSION INFORMATION
SEPTEMBER 30, 2024
(UNAUDITED)

	<u>2024</u>	<u>2023</u>	<u>2022</u>
District's proportion of the net pension liability*	0.000408369%	0.000471383%	0.000530361%
District's proportionate share of the net pension liability*	\$ 61,259	\$ 74,862	\$ 56,174
District's covered payroll*	\$ 175,368	\$ 188,162	\$ 193,406
District's proportionate share of the net pension liability as a percentage of its covered-employee payroll	34.93%	39.79%	29.04%
Plan fiduciary net position as a percentage of the total pension liability	4.80%	4.12%	4.81%

*The amounts presented for each fiscal year were determined as of June 30

See Independent Auditors' Report and accompanying notes,
which are an integral part of this schedule.

2021	2020	2019	2018	2017	2016	2015
0.000393853%	0.000356364%	0.000424025%	0.000368565%	0.000271970%	0.000296066%	0.000214853%
\$ 48,312	\$ 43,510	\$ 47,443	\$ 39,009	\$ 29,081	\$ 34,505	\$ 21,912
\$ 142,212	\$ 156,830	\$ 141,814	\$ 98,175	\$ 81,031	\$ 91,398	\$ 65,179
33.97%	27.74%	33.45%	39.73%	35.89%	37.75%	33.62%
3.56%	3.00%	2.63%	2.15%	1.64%	0.97%	0.50%

OKEECHOBEE SOIL AND WATER CONSERVATION DISTRICT
SCHEDULE OF DISTRICT'S CONTRIBUTIONS
SUPPLEMENTAL HEALTH INSURANCE SUBSIDY PENSION INFORMATION
FOR THE YEAR ENDED SEPTEMBER 30, 2024
(UNAUDITED)

	<u>2024</u>	<u>2023</u>	<u>2022</u>
Contractually required contribution	\$ 4,620	\$ 3,953	\$ 4,111
Contributions in relation to the contractually required contribution	<u>4,620</u>	<u>3,953</u>	<u>4,111</u>
Contributions deficiency (excess)	<u>\$ -</u>	<u>\$ -</u>	<u>\$ -</u>
District's covered-employee payroll	\$ 191,085	\$ 176,234	\$ 201,807
Contributions as a percentage of covered-employee payroll	2.42%	2.24%	2.04%

See Independent Auditors' Report and accompanying notes,
which are an integral part of this schedule.

<u>2021</u>	<u>2020</u>	<u>2019</u>	<u>2018</u>	<u>2017</u>	<u>2016</u>	<u>2015</u>
\$ 3,076	\$ 2,529	\$ 2,998	\$ 2,342	\$ 1,439	\$ 1,520	\$ 1,092
3,076	2,529	2,998	2,342	1,439	1,520	1,092
<u>\$ -</u>	<u>\$ -</u>	<u>\$ -</u>	<u>\$ -</u>	<u>\$ -</u>	<u>\$ -</u>	<u>\$ -</u>
\$ 159,561	\$ 119,216	\$ 180,602	\$ 141,084	\$ 86,692	\$ 91,566	\$ 89,842
1.93%	2.12%	1.66%	1.66%	1.66%	1.66%	1.22%

OKEECHOBEE SOIL AND WATER CONSERVATION DISTRICT

NOTES TO REQUIRED SUPPLEMENTARY INFORMATION
FLORIDA RETIREMENT SYSTEM AND HEALTH INSURANCE SUBSIDY
SEPTEMBER 30, 2024
(UNAUDITED)

The following are relevant to the Florida Retirement System (FRS) and Health Insurance Subsidy (HIS) Program:

1. Actuarial assumptions for defined benefit plans are reviewed annually by the Florida Retirement System. The FRS Pension Plan has a valuation performed annually whereas the HIS Program has a valuation performed biennially which was updated for GASB reporting in the year a valuation was not performed. The most recent experience study for the pension plan was for the period of July 1, 2018 through June 30, 2023.
2. Method and assumptions used in calculation of actuarially determined contributions:

FRS Pension Plan

Valuation Date	July 1, 2024	July 1, 2023
Actuarial Cost Method	Entry Age	Entry Age

Actuarial Assumptions:

Discount Rate	6.70%	6.70%
Investment Rate of Return	6.70%	6.70%
Projected Salary Increases	3.50%	3.25%
Rate of Inflation Adjustment	2.40%	2.40%

Mortality Assumption:

PUB-2010 base table, projected generationally with Scale MP-2021

HIS Program

Valuation Date	July 1, 2024	July 1, 2023
Actuarial Cost Method	Entry Age	Entry Age

Actuarial Assumptions:

Discount Rate	3.93%	3.65%
Investment Rate of Return	N/A	N/A
Projected Salary Increases	3.50%	3.25%
Rate of Inflation Adjustment	2.40%	2.40%

Mortality Assumption:

PUB-2010 base table, projected generationally with Scale MP-2021

OKEECHOBEE SOIL AND WATER CONSERVATION DISTRICT
SCHEDULE OF CHANGES IN TOTAL OPEB LIABILITY AND RELATED RATIOS
SEPTEMBER 30, 2024
(UNAUDITED)

	<u>2024</u>	<u>2023</u>	<u>2022</u>	<u>2021</u>	<u>2020</u>	<u>2019</u>
Total OPEB Liability						
Service Cost	\$ 1,885	\$ 903	\$ 1,582	\$ 2,416	\$ 2,138	\$ 1,620
Interest on the Total OPEB Liability	441	289	166	310	268	249
Changes of benefit terms	-	-	-	-	-	-
Difference between expected and actual experience of the Total OPEB Liability	-	675	-	(7,140)	-	-
Changes in assumptions and other inputs	785	113	(2,078)	(44)	432	874
Benefit payment	-	-	-	-	-	-
Net change in Total OPEB Liability	<u>\$ 3,111</u>	<u>\$ 1,980</u>	<u>\$ (330)</u>	<u>\$ (4,458)</u>	<u>\$ 2,838</u>	<u>\$ 2,743</u>
Total OPEB Liability - Beginning*	<u>7,649</u>	<u>5,669</u>	<u>5,999</u>	<u>10,457</u>	<u>7,619</u>	<u>4,876</u>
Total OPEB Liability - Ending	<u><u>\$ 10,760</u></u>	<u><u>\$ 7,649</u></u>	<u><u>\$ 5,669</u></u>	<u><u>\$ 5,999</u></u>	<u><u>\$ 10,457</u></u>	<u><u>\$ 7,619</u></u>
District's covered-employee payroll	\$281,513	\$214,532	\$276,527	\$159,561	\$112,239	\$90,620
Total OPEB liability as a percentage of covered-employee payroll	3.82%	3.57%	2.05%	3.76%	9.32%	8.41%

**The Total OPEB Liability was rolled back from the measurement date.
Consequently, there was no difference between expected and actual experience.*

*Note: Schedule is intended to show information for 10 years.
Additional years will be displayed as they become available.*

See Independent Auditors' Report and accompanying notes,
which are an integral part of this schedule.

Wicks, Brown, Williams & Co., CPA's LLP

504 Northwest Fifth Avenue, Okeechobee, Florida 34972-2570
(863) 763-2354 • Fax: (863) 467-4519

Charles F. Wicks, C.P.A. (1911 - 1996)
J. Richard Brown, C.P.A. (1940 - 1997)
W. Bruce Stratton, C.P.A., (1955 - 2023)
Cheryl M. Williams, C.P.A., P.A.
C. Mark Cox, C.P.A., P.A.
John W. Davis, C.P.A., P.A.
Charles P. Cox, C.P.A., P.A.
April D. Cooper, C.P.A.
Jennifer A. Corbitt, C.P.A.

Sebring
(863) 382-1157

INDEPENDENT AUDITORS' REPORT ON INTERNAL CONTROL OVER FINANCIAL REPORTING AND ON COMPLIANCE AND OTHER MATTERS BASED ON AN AUDIT OF FINANCIAL STATEMENTS PERFORMED IN ACCORDANCE WITH *GOVERNMENT AUDITING STANDARDS*

Board of Supervisors
Okeechobee Soil and Water Conservation District
Okeechobee, Florida

We have audited, in accordance with the auditing standards generally accepted in the United States of America and the standards applicable to financial audits contained in *Government Auditing Standards* issued by the Comptroller General of the United States, the financial statements of the governmental activities and each major fund of Okeechobee Soil and Water Conservation District (the "District"), Okeechobee, Florida, as of and for the year ended September 30, 2024, and the related notes to the financial statements, which collectively comprise the District's basic financial statements, and have issued our report thereon dated February 27, 2025.

Report on Internal Control over Financial Reporting

In planning and performing our audit of the financial statements, we considered the District's internal control over financial reporting (internal control) as a basis for designing audit procedures that are appropriate in the circumstances for the purpose of expressing our opinions on the financial statements, but not for the purpose of expressing an opinion on the effectiveness of the District's internal control. Accordingly, we do not express an opinion on the effectiveness of the District's internal control.

A *deficiency in internal control* exists when the design or operation of a control does not allow management or employees, in the normal course of performing their assigned functions, to prevent, or detect and correct, misstatements, on a timely basis. A *material weakness* is a deficiency, or a combination of deficiencies, in internal control, such that there is a reasonable possibility that a material misstatement of the entity's financial statements will not be prevented, or detected and corrected, on a timely basis. A *significant deficiency* is a deficiency, or a combination of deficiencies, in internal control that is less severe than a material weakness, yet important enough to merit attention by those charged with governance.

Our consideration of internal control was for the limited purpose described in the first paragraph of this section and was not designed to identify all deficiencies in internal control that might be material weaknesses or significant deficiencies. Given these limitations, during our audit we did not identify any deficiencies in internal control that we consider to be material weaknesses. However, material weaknesses or significant deficiencies may exist that were not identified.

Report on Compliance and Other Matters

As part of obtaining reasonable assurance about whether the District’s financial statements are free from material misstatement, we performed tests of its compliance with certain provisions of laws, regulations, contracts, and grant agreements, noncompliance with which could have a direct and material effect on the financial statements. However, providing an opinion on compliance with those provisions was not an objective of our audit, and accordingly, we do not express such an opinion. The results of our tests disclosed no instances of noncompliance or other matters that are required to be reported under *Government Auditing Standards*.

Purpose of this Report

The purpose of this report is solely to describe the scope of our testing of internal control and compliance and the results of that testing, and not to provide an opinion on the effectiveness of the entity’s internal control or on compliance. This report is an integral part of an audit performed in accordance with *Government Auditing Standards* in considering the entity’s internal control and compliance. Accordingly, this communication is not suitable for any other purpose.

Wicks Brown Williams Co.
Wicks, Brown, Williams & Co., CPA’s LLP
Okeechobee, Florida

February 27, 2025

Wicks, Brown, Williams & Co., CPA's LLP

504 Northwest Fifth Avenue, Okeechobee, Florida 34972-2570
(863) 763-2354 • Fax: (863) 467-4519

Charles F. Wicks, C.P.A. (1911 - 1996)
J. Richard Brown, C.P.A. (1940 - 1997)
W. Bruce Stratton, C.P.A., (1955 - 2023)
Cheryl M. Williams, C.P.A., P.A.
C. Mark Cox, C.P.A., P.A.
John W. Davis, C.P.A., P.A.
Charles P. Cox, C.P.A., P.A.
April D. Cooper, C.P.A.
Jennifer A. Corbitt, C.P.A.

Sebring
(863) 382-1157

INDEPENDENT AUDITORS' REPORT ON COMPLIANCE FOR EACH MAJOR STATE PROJECT AND ON INTERNAL CONTROL OVER COMPLIANCE REQUIRED BY CHAPTER 10.550, RULES OF THE AUDITOR GENERAL

Board of Supervisors
Okeechobee Soil and Water Conservation District
Okeechobee, Florida

Report on Compliance for Each Major State Project

Opinion on Each Major State Project

We have audited the Okeechobee Soil and Water Conservation District, (the "District"), Okeechobee, Florida's compliance with the types of compliance requirements described in the Department of Financial Services' *State Projects Compliance Supplement*, that could have a direct and material effect on each of the District's major State projects for the year ended September 30, 2024. The District's major State projects are identified in the summary of auditors' results section of the accompanying Schedule of Findings and Questioned Costs – State Projects.

In our opinion, the District complied, in all material respects, with the types of compliance requirements referred to above that could have a direct and material effect on each of its major state projects for the year ended September 30, 2024.

Basis for Opinion on Each Major State Project

We conducted our audit of compliance in accordance with auditing standards generally accepted in the United States of America; the standards applicable to financial audits contained in *Government Auditing Standards*, issued by the Comptroller General of the United States; and Chapter 10.550, Rules of the Auditor General. Our responsibilities under those standards are further described in the Auditors' Responsibilities for the Audit of Compliance section of our report.

We are required to be independent of the District and to meet our other ethical responsibilities, in accordance with relevant ethical requirements relating to our audit. We believe that the audit evidence we have obtained is sufficient and appropriate to provide a basis for our opinion on compliance for each major state project. Our audit does not provide a legal determination of the District's compliance with the compliance requirements referred to above.

Responsibilities of Management for Compliance

Management is responsible for compliance with the requirements referred to above and for the design, implementation, and maintenance of effective internal control over compliance with the requirements of laws, statutes, regulations, rules, and provisions of contracts or grant agreements applicable to the District's state projects.

Auditors' Responsibility for the Audit of Compliance

Our objectives are to obtain reasonable assurance about whether material noncompliance with the compliance requirements referred to above occurred, whether due to fraud or error, and express an opinion on the District's compliance based on our audit. Reasonable assurance is a high level of assurance but is not absolute assurance and therefore is not a guarantee that an audit conducted in accordance with generally accepted auditing standards, *Government Auditing Standards*, and Chapter 10.550, Rules of the Auditor General will always detect material noncompliance when it exists. The risk of not detecting material noncompliance resulting from fraud is higher than for that resulting from error, as fraud may involve collusion, forgery, intentional omissions, misrepresentations, or the override of internal control. Noncompliance with the compliance requirements referred to above is considered material if there is a substantial likelihood that, individually or in the aggregate, it would influence the judgment made by a reasonable user of the report on compliance about the District's compliance with the requirements of each state project as a whole.

In performing an audit in accordance with generally accepted auditing standards, *Government Auditing Standards*, and Chapter 10.550, Rules of the Auditor General, we:

- Exercise professional judgment and maintain professional skepticism throughout the audit.
- Identify and assess the risks of material noncompliance, whether due to fraud or error, and design and perform audit procedures responsive to those risks. Such procedures include examining, on a test basis, evidence regarding the District's compliance with the compliance requirements referred to above and performing such other procedures as we considered necessary in the circumstances.
- Obtain an understanding of the District's internal control over compliance relevant to the audit in order to design audit procedures that are appropriate in the circumstances and to test and report on internal control over compliance in accordance with and Chapter 10.550, Rules of the Auditor General, but not for the purpose of expressing an opinion on the effectiveness of the District's internal control over compliance. Accordingly, no such opinion is expressed.

We are required to communicate with those charged with governance regarding, among other matters, the planned scope and timing of the audit and any significant deficiencies and material weaknesses in internal control over compliance that we identified during the audit.

Report on Internal Control over Compliance

A deficiency in internal control over compliance exists when the design or operation of a control over compliance does not allow management or employees, in the normal course of performing their assigned functions, to prevent, or detect and correct, noncompliance with a type of compliance requirement of a State project on a timely basis. *A material weakness in internal control over compliance* is a deficiency, or combination of deficiencies, in internal control over compliance, such that there is a reasonable

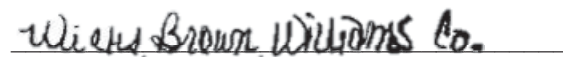
Board of Supervisors
Okeechobee Soil and Water Conservation District (continued)

possibility that material noncompliance with a type of compliance requirement of a State project will not be prevented, or detected and corrected, on a timely basis. A *significant deficiency in internal control over compliance* is a deficiency, or a combination of deficiencies, in internal control over compliance with a type of compliance requirement of a State project that is less severe than a material weakness in internal control over compliance, yet important enough to merit attention by those charged with governance.

Our consideration of internal control over compliance was for the limited purpose described in the Auditors' Responsibilities for the Audit of Compliance section above and was not designed to identify all deficiencies in internal control over compliance that might be material weaknesses or significant deficiencies in internal control over compliance. Given these limitations, during our audit we did not identify any deficiencies in internal control over compliance that we consider to be material weaknesses, as defined above. However, material weaknesses or significant deficiencies in internal control over compliance may exist that were not identified.

Our audit was not designed for the purpose of expressing an opinion on the effectiveness of internal control over compliance. Accordingly, no such opinion is expressed.

The purpose of this report on internal control over compliance is solely to describe the scope of our testing of internal control over compliance and the results of that testing based on the requirements of Chapter 10.550, Rules of the Auditor General. Accordingly, this report is not suitable for any other purpose.


Wicks, Brown, Williams & Co., CPA's LLP
Okeechobee, Florida

February 27, 2025

OKEECHOBEE SOIL AND WATER CONSERVATION DISTRICT
SCHEDULE OF EXPENDITURES OF STATE FINANCIAL ASSISTANCE
For The Year Ended September 30, 2024

State Agency State Project	CFSA Number	Grant/ Contract Number	Expenditures
<u>State Agency:</u>			
Department of Agriculture and Consumer Services			
Water Policy Best Management Practices Cost Share:			
Technician	42.017	26236	\$ 144,391
General BMP	42.017	27702	2,151,677
General BMP	42.017	28762	938,578
TOTAL STATE FINANCIAL ASSISTANCE			<u><u>\$ 3,234,646</u></u>

See Independent Auditors' report and notes to schedule

OKEECHOBEE SOIL AND WATER CONSERVATION DISTRICT
NOTES TO SCHEDULE OF EXPENDITURES OF STATE FINANCIAL ASSISTANCE
FOR THE YEAR ENDED SEPTEMBER 30, 2024

NOTE 1 – BASIS OF PRESENTATION

The accompanying Schedule of Expenditures of State Financial Assistance includes the State grant activity of the Okeechobee Soil and Water Conservation District and is presented on the modified accrual basis of accounting. The information in this schedule is presented in accordance with the requirements of Chapter 10.550, Rules of the Auditor General.

OKEECHOBEE SOIL AND WATER CONSERVATION DISTRICT
SCHEDULE OF FINDINGS AND QUESTIONED COSTS – STATE PROJECTS
For The Year Ended September 30, 2024

SECTION I. SUMMARY OF AUDITOR’S RESULTS:

Financial Statements:

Type of auditor’s report issued:	<u>Unmodified opinion</u>
Internal control over financial reporting:	
Material weaknesses identified	_____ Yes <u> X </u> No
Significant deficiencies identified	_____ Yes <u> X </u> None reported
Noncompliance material to financial statements noted:	_____ Yes <u> X </u> No

State Financial Assistance:

Internal control over each major State project:	
Material weaknesses identified	_____ Yes <u> X </u> No
Significant deficiencies identified	_____ Yes <u> X </u> None reported

Type of auditor’s report issued on compliance for major State projects:	<u>Unmodified opinion</u>
Any audit findings which are required to be reported under Chapter 10.557, Rules of the Auditor General:	_____ Yes <u> X </u> None reported

Identification of major State projects:
 CSFA Number(s), Name of Program _____

42.017, Water Policy Best Management Practices Cost Share

Dollar threshold used to distinguish between Type A and Type B for State projects:	<u> \$ 750,000 </u>
--	---------------------------

SECTION II. FINDINGS – FINANCIAL STATEMENTS:

There were no findings required to be reported under the Florida Single Audit Act.

SECTION III. FINDINGS AND QUESTIONED COSTS – MAJOR STATE PROJECTS:

There were no findings required to be reported under the Florida Single Audit Act.

SECTION IV. OTHER ISSUES:

No Summary Schedule of Prior Audit Findings is required because there were no prior audit findings related to State projects.

No Corrective Action Plan is required because there were no findings required to be reported under the Florida Single Audit Act.

Wicks, Brown, Williams & Co., CPA's LLP

504 Northwest Fifth Avenue, Okeechobee, Florida 34972-2570
(863) 763-2354 • Fax: (863) 467-4519

Charles F. Wicks, C.P.A. (1911 - 1996)
J. Richard Brown, C.P.A. (1940 - 1997)
W. Bruce Stratton, C.P.A., (1955 - 2023)
Cheryl M. Williams, C.P.A., P.A.
C. Mark Cox, C.P.A., P.A.
John W. Davis, C.P.A., P.A.
Charles P. Cox, C.P.A., P.A.
April D. Cooper, C.P.A.
Jennifer A. Corbitt, C.P.A.

Sebring
(863) 382-1157

MANAGEMENT LETTER

To the Board of Supervisors
Okeechobee Soil and Water Conservation District
Okeechobee, Florida

Report on the Financial Statements

We have audited the financial statements of the Okeechobee Soil and Water Conservation District, Okeechobee, Florida, (the "District") as of and for the fiscal year ended September 30, 2024, and have issued our report thereon dated February 27, 2025.

Auditors' Responsibility

We conducted our audit in accordance with auditing standards generally accepted in the United States of America; the standards applicable to financial audits contained in *Government Auditing Standards*, issued by the Comptroller General of the United States; and Chapter 10.550, Rules of the Auditor General.

Other Reporting Requirements

We have issued our Independent Auditors' Report on Internal Control over Financial Reporting and on Compliance and Other Matters Based on an Audit of the Financial Statements Performed in Accordance with *Government Auditing Standards*, Independent Auditors' Report on Compliance for Each Major State Project and Report on Internal Control over Compliance; Schedule of Findings and Questioned Costs - State Projects; and Independent Accountants' Report on an examination conducted in accordance with *AICPA Professional Standards*, AT-C Section 315, regarding compliance requirements in accordance with Chapter 10.550, Rules of the Auditor General. Disclosures in those reports and schedule, which are dated February 27, 2025, should be considered in conjunction with this management letter.

Prior Audit Findings

Section 10.554(1)(i)1., Rules of the Auditor General, requires that we determine whether or not corrective actions have been taken to address findings and recommendations made in the preceding financial audit report. There were no findings and recommendations made in the preceding financial audit report.

Official Title and Legal Authority

Section 10.554(1)(i)4., Rules of the Auditor General, requires that the name or official title and legal authority for the primary government and each component unit of the reporting entity be disclosed in this management letter, unless disclosed in the notes to the financial statements. The name and legal authority for the District were disclosed in the notes to the financial statements. There were no component units related to the District.

Financial Condition and Management

Section 10.554(1)(i)5.a. and 10.556(7), Rules of the Auditor General, require us to apply appropriate procedures and communicate the results of our determination as to whether or not the District met one or more of the conditions described in Section 218.503(1), Florida Statutes, and to identify the specific condition(s) met. In connection with our audit, we determined that the District did not meet any of the conditions described in Section 218.503(1), Florida Statutes.

Pursuant to Sections 10.554(1)(i)5.b. and 10.556(8), Rules of the Auditor General, we applied financial condition assessment procedures for the District. It is management's responsibility to monitor the District's financial condition, and our financial condition assessment was based in part on representations made by management and review of financial information provided by same.

Section 10.554(1)(i)2., Rules of the Auditor General, requires that we communicate any recommendations to improve financial management. In connection with our audit, we had the following finding and recommendation.

Current Year Finding and Recommendation

2024-1 Budget Violation

Condition: For the year ended September 30, 2024, the District's expenditures in the General Fund exceeded its available budget by \$1,588.

Criteria or Specific Requirement: Sufficient budget should be available before expenditures are incurred by the District.

Effect: Total expenditures exceeded budget allocations.

Cause: An audit adjustment was made to increase accrued payroll, which resulted in the District's total expenditures in the General Fund exceeding the available budget.

Recommendation: We recommend the District make all accruals prior to preparing budget amendments at year end.

Management's Response: Management agrees with the finding and recommendation.

Property Assessed Clean Energy (PACE) Programs

As required by Section 10.554(1)(i)6.a., Rules of the Auditor General, the District is required to issue a statement as to whether a PACE program authorized pursuant to Section 163.081 or Section 163.082, Florida Statutes, did/did not operate within the District's geographical boundaries during the fiscal year under audit. A PACE program did not operate within the District's geographical boundaries.

Special District Component Units

Section 10.554(1)(i)5.c., Rules of the Auditor General, requires, if appropriate, that we communicate the failure of a special district that is a component unit of a county, municipality, or special district, to provide the financial information necessary for proper reporting of the component unit within the audited financial statements of the county, municipality, or special district in accordance with Section 218.39(3)(b), Florida Statutes. In connection with our audit, we did not note any special district component units that failed to provide the necessary information for proper reporting in accordance with Section 218.39(3)(b), Florida Statutes. The District does not include any special district component units.

Board of Supervisors
Okeechobee Soil and Water Conservation District (continued)

As required by Section 218.39(3)(c), Florida Statutes, and Section 10.554(1)(i)7, Rules of the Auditor General, the Okeechobee Soil and Water Conservation District reported:


- a. The total number of district employees compensated in the last pay period of the district's fiscal year as 4.
- b. The total number of independent contracts to whom nonemployee compensation was paid in the last month of the district's fiscal year as 0.
- c. All compensation earned by or awarded to employees, whether paid or accrued, regardless of contingency as \$306,530.
- d. All compensation earned by or awarded to nonemployee independent contractors, whether paid or accrued, regardless of contingency as 0.
- e. There are no construction projects with a total cost of at least \$65,000 approved by the district that are scheduled to begin on or after October 1 of the fiscal year being reported.
- f. A budget variance based on the budget adopted under Section 189.016(4), Florida Statutes, before the beginning of the fiscal year being reported if the district amends a final adopted budget under Section 189.016(6), Florida Statutes, as: see pages 36-39 of the financial statements.

Additional Matters

Section 10.554(1)(i)3., Rules of the Auditor General, requires us to communicate noncompliance with provisions of contracts or grant agreements, or fraud, waste, or abuse, that has occurred or is likely to have occurred, that has an effect on the financial statements that is less than material but warrants the attention of those charged with governance. In connection with our audit, we did not note any such findings.

Purpose of this Letter

Our management letter is intended solely for the information and use of the Legislative Auditing Committee, members of the Florida Senate and the Florida House of Representatives, the Florida Auditor General, Federal and other granting agencies, the Board of Supervisors, and applicable management, and is not intended to be and should not be used by anyone other than these specified parties.


Wicks, Brown, Williams & Co., CPA's LLP
Okeechobee, Florida

February 27, 2025

Wicks, Brown, Williams & Co., CPA's LLP

504 Northwest Fifth Avenue, Okeechobee, Florida 34972-2570
(863) 763-2354 • Fax: (863) 467-4519

Sebring
(863) 382-1157

Charles F. Wicks, C.P.A. (1911 - 1996)
J. Richard Brown, C.P.A. (1940 - 1997)
W. Bruce Stratton, C.P.A., (1955 - 2023)
Cheryl M. Williams, C.P.A., P.A.
C. Mark Cox, C.P.A., P.A.
John W. Davis, C.P.A., P.A.
Charles P. Cox, C.P.A., P.A.
April D. Cooper, C.P.A.
Jennifer A. Corbitt, C.P.A.

INDEPENDENT ACCOUNTANTS' REPORT COMPLIANCE WITH SECTION 218.415, FLORIDA STATUTES

Board of Supervisors
Okeechobee Soil and Water Conservation District
Okeechobee, Florida

We have examined the Okeechobee Soil and Water Conservation District's compliance with Section 218.415, Florida Statutes, regarding the investment of public funds during the fiscal year ended September 30, 2024. Management is responsible for the Okeechobee Soil and Water Conservation District's compliance with those requirements. Our responsibility is to express an opinion on the Okeechobee Soil and Water Conservation District's compliance based on our examination.

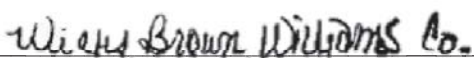
Our examination was conducted in accordance with attestation standards established by the AICPA. Those standards require that we plan and perform the examination to obtain reasonable assurance about whether Okeechobee Soil and Water District complied, in all material respects, with the specified requirements referenced above. An examination involves performing procedures to obtain evidence about whether Okeechobee Soil and Water Conservation District complied with the specified requirements. The nature, timing, and extent of the procedures selected depend on our judgment, including an assessment of the risks of material noncompliance, whether due to fraud or error. We believe that the evidence we obtained is sufficient and appropriate to provide a reasonable basis for our opinion.

We are required to be independent and to meet our other ethical responsibilities in accordance with ethical requirements relating to the examination engagement.

Our examination does not provide a legal determination of Okeechobee Soil and Water Conservation District's compliance with the specified requirements.

In our opinion, the Okeechobee Soil and Water Conservation District complied, in all material respects, with the aforementioned requirements for the year ended September 30, 2024.

This report is intended solely for the information and use of the District and the Auditor General, State of Florida, and is not intended to be and should not be used by anyone other than these specified parties.


Wicks, Brown, Williams & Co., CPA's LLP
Okeechobee, Florida

February 27, 2025