

**Anastasia Mosquito Control District
of St. Johns County
Annual Financial Report
For the Year Ended September 30, 2023**

Table of Contents

Independent Auditors' Report	1-2
Management Discussion and Analysis	3-8
Basic Financial Statements:	
Government-wide Financial Statements:	
Statement of Net Position	9
Statement of Activities	10
Fund Financial Statements:	
Balance Sheet – Government Fund – General Fund	11
Reconciliation of the Governmental Fund Balance Sheet to the Statement of Net Assets.	12
Statement of Revenues, Expenditures and Changes in Fund Balance – Governmental Fund – General Fund	13
Reconciliation of the Statement of Revenues, Expenditures and Changes in Fund Balance – Governmental Fund – General Fund with the Statement of Activities	14
Notes to the Financial Statements	15-27
Required Supplementary Information:	
Pension Plans	28-31
Reconciliations and Statement of Revenue, Expenditures and Changes in Fund Balance-Budget (Budgetary Basis) and Actual-General Fund.	32
Notes to Required Supplementary Information	33
Independent Auditors' Report on Compliance and Internal Control Over Financial Reporting and on Compliance based on an Audit of Financial Statements Performed in Accordance with <i>Government Auditing Standards</i> ...	34-35
Independent Accountant's Report on Compliance with Florida Statutes 218.415 – Investment of Public Funds.....	36
Independent Auditors' Management Letter	37-39

Independent Auditors' Report

Lombardo Spradley Klein

Certified Public Accountants

INDEPENDENT AUDITORS' REPORT

To the Honorable Board of Commissioners
Anastasia Mosquito Control District of St. Johns County
St. Augustine, FL

Report on the Audit of Financial Statements

We have audited the accompanying financial statements of the governmental activity, of Anastasia Mosquito Control District of St. Johns County, as of and for the year ended September 30, 2023, which collectively comprise the District's basic financial statements as listed in the table of contents.

In our opinion, the financial statements referred to above present fairly, in all material respects, the respective financial position of the governmental activities of the Anastasia Mosquito Control District of St. Johns County, as of September 30, 2023, and the respective changes in financial position for the year then ended in conformity with accounting principles generally accepted in the United States of America.

Basis for Opinion

We conducted our audit in accordance with auditing standards generally accepted in the United States of America and the standards applicable to financial audits contained on *Government Auditing Standards*, issued by the Comptroller General of the United States. Our Responsibility under those standards are further described in the Auditors' Responsibilities for the Audit of Financial Statements section of our report. We are required to be independent of the District and to meet our other ethical responsibilities, in accordance with the relevant ethical requirements relating to our audit. We believe that the audit evidence we have obtained is sufficient and appropriate to provide a basis for our audit opinion.

Management's Responsibility for the Financial Statements

Management is responsible for the preparation and fair presentation of these financial statements in accordance with accounting principles generally accepted in the United States of America; and for the design, implementation, and maintenance of internal control relevant to the preparation and fair presentation of financial statements that are free from material misstatement, whether due to fraud or error.

In preparing the financial statements, management is required to evaluate whether there are conditions or events, considered in the aggregate, that raise substantial doubt about the District's ability to continue as a going concern for twelve months beyond the financial statement date, including any currently known information that may raise substantial doubt shortly thereafter.

Auditors' Responsibilities for the Audit of the Financial Statements

Our objectives are to obtain reasonable assurance about whether the financial statements as a whole are free of material misstatement, whether due to fraud or error, and to issue an auditors' report that includes our opinion. Reasonable assurance is a high level of assurance but is not absolute assurance and therefore is not a guarantee that an audit conducted in accordance with generally accepted auditing standards and *Government Auditing Standards* will always detect a material misstatement when it exists. The risk of not detecting a material misstatement resulting from fraud is higher than one resulting from error, as fraud may involve collusion, forgery, internal omissions, misrepresentations, or the override of internal control. Misstatements are considered material if there is a substantial likelihood that, individually or in the aggregate, they would influence the judgement made by a reasonable user based on the financial statements.

In performing an audit in accordance with generally accepted auditing standards and *Government Auditing Standards*, we:

- Exercise professional judgement and maintain professional skepticism throughout the audit.
- Identify and assess the risks of material misstatement of the financial statements, whether due to fraud or error, and design and perform audit procedures responsive to those risks. Such procedures include examining, on a test basis, evidence regarding the amounts and disclosures in the financial statements.
- Obtain an understanding of internal control relevant to the audit in order to design audit procedures that are appropriate in the circumstances, but not for the purpose of expressing an opinion on the effectiveness of the District's internal control. Accordingly, no such opinion is expressed.
- Evaluate the appropriateness of accounting policies used and the reasonableness of significant accounting estimates made by management, as well as the overall presentation of the financial statements.
- Conclude whether, in our judgement, there are conditions or events, that raise substantial doubt about the District's ability to continue as a going concern for a reasonable period of time.


We are required to communicate to those charged with governance regarding, among other matters, the planned scope and timing of the audit, significant audit findings, and internal control-related matters that we identified during the audit.

Required Supplementary Information

Accounting principles generally accepted in the United States of America require the management's discussion and analysis and the required supplementary information on pages 3 through 8 and 28 through 33, be presented to supplement the basic financial statements. Such information, although not part of the basic financial statements, is required by the Governmental Accounting Standards Board, who considers it to be an essential part of financial reporting for placing the basic financial statements in an appropriate operational, economic, or historical context. We have applied certain limited procedures to the required supplementary information in accordance with auditing standards generally accepted in the United States of America, which consisted of inquiries of management about the methods of preparing the information and comparing the information for consistency with managements responses to our inquiries, the basic financial statements, and other knowledge we obtained during our audit of the basic financial statements. We do not express an opinion or provide any assurance on the information because the limited procedures do not provide us with sufficient evidence to express an opinion or provide any assurance.

Other Reporting Required by Government Auditing Standards

In accordance with *Government Auditing Standards*, we have also issued our report dated April 22, 2024 on our consideration of Anastasia Mosquito Control District of St. Johns County's internal control over financial reporting and on our tests of its compliance with certain provisions of laws, regulations, contracts, grant agreements, and other matters. The purpose of that report is to describe the scope of our testing of internal control over financial reporting and compliance and the results of that testing and not to provide an opinion on the internal control over financial reporting or on compliance. That report is an integral part of an audit performed in accordance with *Government Auditing Standards* and should be considered in assessing the results of our audit.



Lombardo, Spradley & Klein, CPAs
April 22, 2024

Management Discussion and Analysis

**Anastasia Mosquito Control District of St. Johns County
Management Discussion and Analysis
For the Year Ended September 30, 2023**

Our discussion and analysis of the Anastasia Mosquito Control District of St. Johns County's (the District) financial performance provides an overview of the District's financial activities for the fiscal year ended September 30, 2023. Please read it in conjunction with the District's financial statements, which begin on page 9.

FINANCIAL HIGHLIGHTS

At the conclusion of the district's fiscal year, September 30, 2023, the district had assets totaling \$27,538,424, deferred outflows of \$616,675, liabilities of \$2,827,835, deferred inflows of \$187,562, and net position totaled \$25,139,702 (Statement of Net Position).

The District's expenses were \$6,144,126, while revenues totaled \$8,344,453 (\$7,521,267 derived from property taxes), with a resultant increase in net position of \$2,200,327 (Statement of Activities).

OVERVIEW OF THE FINANCIAL STATEMENTS

This discussion and analysis are intended to serve as an introduction to the District's financial statements. This report also includes other supplementary information in addition to the financial statements themselves.

The Statement of Net Position (page 9) and the Statement of Activities (page 10) provide information about the activities of the District and present a longer-term view of the District's finances. The statements are measured and reported using the economic resource measurement focus and the full accrual basis of accounting.

The Fund Financial Statements begin on page 11. The governmental funds measure and report activities using the current financial resources measurement focus and the modified accrual basis of accounting. Therefore, you will find the reconciliations on pages 12 and 14 that convert this data to the economic resource's measurement focus and the accrual basis of accounting for use in the financial statements. The Governmental Accounting Standards Board (GASB) Statement No. 34 provides the authoritative guidance on the governmental financial reporting model.

THE FINANCIAL STATEMENTS

The Statement of Net Position and the Statement of Activities

Government-wide Financial Statements are intended to allow the reader to assess a government's operational accountability. Operational accountability is defined as the extent to which the government has met its operating objectives efficiently and effectively, using all the resources available for that purpose, and whether it can continue to meet its objectives in the foreseeable future. For purposes of these statements, only governmental type activities are measured and reported using the economic resource measurement focus and the accrual basis of accounting.

Fund Financial Statements

A fund is a grouping of related accounts that is used to maintain financial control over resources that have been segregated for specific activities or objectives. The District, like other state and local governments, uses fund accounting to ensure and demonstrate compliance with finance related legal requirements.

Notes to the Financial Statements

The Notes to the Financial Statements provide information that is essential to understanding the financial information presented in the Government-wide Financial Statements and the Fund Financial Statements. The notes can be found beginning on page 15.

Required Supplementary Information

Generally accepted accounting principles (GAAP) call for certain required supplemental information to accompany the audited basic financial statements and the accompanying footnotes.

**Anastasia Mosquito Control District of St. Johns County
Management Discussion and Analysis
For the Year Ended September 30, 2023**

CONDENSED FINANCIAL INFORMATION

Condensed Statement of Net Position as of September 30,

	<u>2023</u>	<u>2022</u>
Current and Other assets	\$ 9,817,506	\$ 10,556,753
Capital assets, net	17,720,918	14,478,174
Total assets	<u>27,538,424</u>	<u>25,034,927</u>
Deferred Outflows of Resources:		
Deferred Outflows related to pensions	616,675	779,167
Current liabilities	382,728	523,713
Non-current liabilities	2,445,107	2,265,097
Total liabilities	<u>2,827,835</u>	<u>2,788,810</u>
Deferred Inflows of Resources:		
Deferred Inflows related to pensions	187,562	85,909
Net position		
Invested in capital assets	17,720,918	14,478,174
Unrestricted	7,418,784	8,461,201
Total net position	<u>\$ 25,139,702</u>	<u>\$ 22,939,375</u>

Condensed Statement of Activities for Fiscal Year Ended September 30,

	<u>2023</u>	<u>2022</u>
Revenues:		
Property Taxes	\$ 7,521,267	\$ 6,713,596
Interest Income	381,818	48,441
Grants (DEP)	328,349	442,201
Other	113,019	8,967
Total general revenues	<u>8,344,453</u>	<u>7,213,205</u>
Expenses- Mosquito Control		
Personal services	\$ 2,233,010	\$ 2,008,253
Personal services benefits	1,561,695	1,182,290
Operating expenses	1,799,271	1,277,446
Depreciation expenses	550,150	548,672
Total Expenses	<u>6,144,126</u>	<u>5,016,661</u>
Change in net position	2,200,327	2,196,544
Beginning net position	22,939,375	20,742,831
Ending net position	<u>\$ 25,139,702</u>	<u>\$ 22,939,375</u>

**Anastasia Mosquito Control District of St. Johns County
Management Discussion and Analysis
For the Year Ended September 30, 2023**

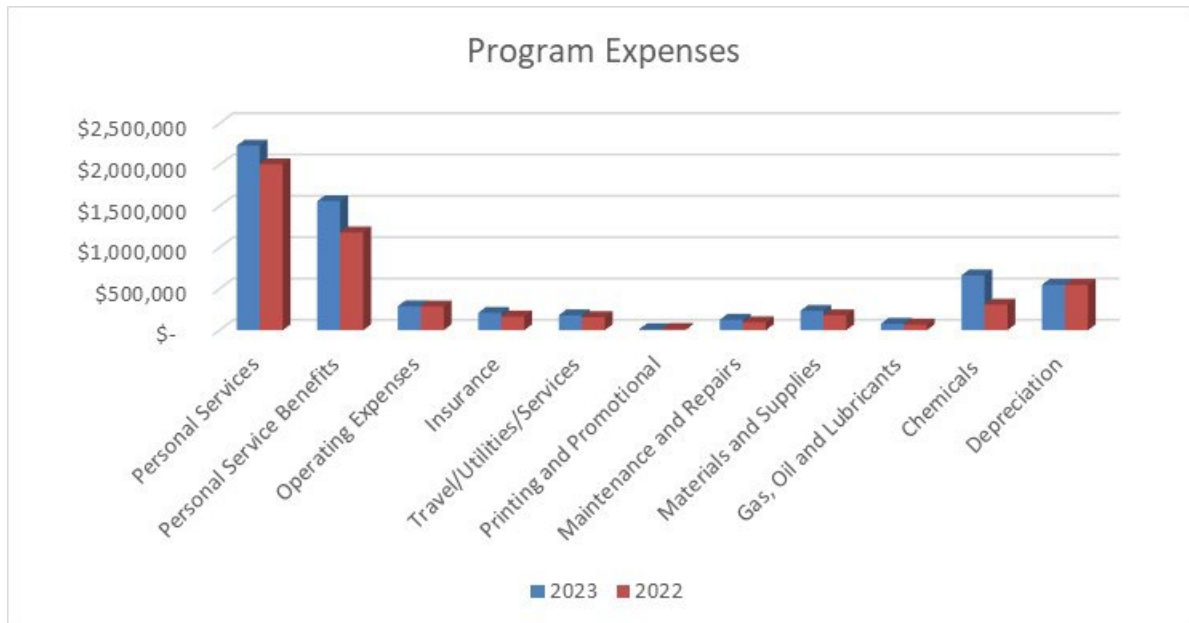
General Revenues

Property taxes increased by \$807,671, or 12.03% from \$6,713,596 to \$7,521,267. The Millage decreased from .2000 for the year ending September 30, 2022 to .1900 for the year ending September 30, 2023. Interest income increased by \$333,377, or 688.21%. This was due to the increase in average annualized return from 0.84% to 4.89% in the State Board of Administration (SBA) investment account because of the economic conditions. Grant Revenue for Applied Research decreased by \$113,852, or 25.75% from \$442,201 to \$328,349.

Program Expenses

Program expenses were \$6,144,126, an increase of \$1,127,465 which was 22.47% more than the prior year. Some highlights are as follows:

Personal Services increased by \$224,757 or 11.19%, compared to the prior year, due to cost-of-living increase (COLA), and hiring of additional seasonal, temporary, Applied Research staff, used to increase the District’s efficiency in establishing improved methodologies for combating mosquito borne illnesses. Personnel benefits exhibited an increase of \$379,405 or 32.09% relative to net Deferred Pension Liability.



An Analysis of the District’s Overall Financial Position and Results of Operations

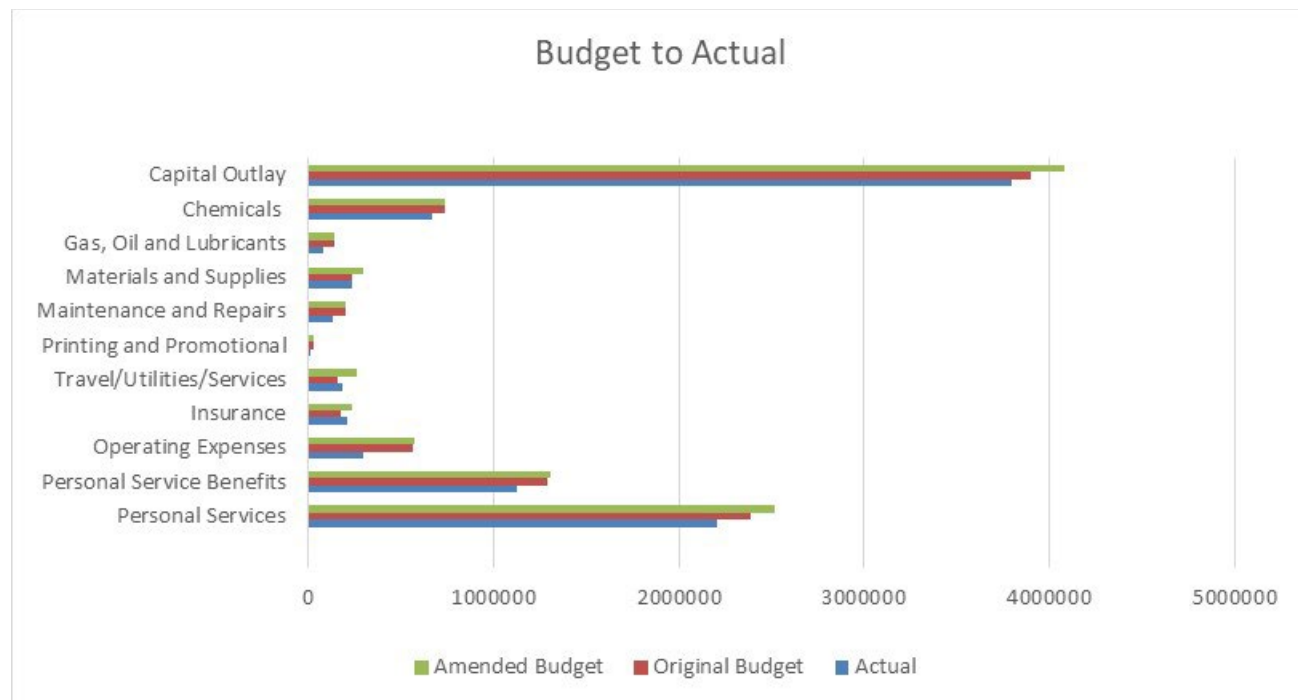
As of September 30, 2023, the District’s cash and investments totaled \$8,239,926 representing 29.92% of total assets.

Net position on September 30, 2023 was \$25,139,702, an increase of \$2,200,375 over the preceding year, principally due to increase in property tax revenues and the timing of the construction for the expansion of the District Facility.

An Analysis of Balances in the Governmental Fund (The General Fund)

The governmental fund for the District is its only fund – the General Fund. The fund balance decreased by \$583,262 for the year ended September 30, 2023.

An Analysis of Significant Variations in the Budget



The District’s budget is shown on the Statement of Revenue, Expenditures and Changes in Fund Balance-Budget (Budgetary-Basis) and Actual-General Fund (see Table of Contents). There were significant variations between the final budget amounts and actual budget results, a summary of the significant variations and reasons for the variations follows:

Personal Services

Budget \$2,520,243, actual \$2,208,466, variation \$311,777 under the amended budget which was increased for research grant funding received. Anticipation of overtime, and additional seasonal hires that are not needed are amongst the contributing factors in which budget personnel is based.

Personal Service Benefits

Budget \$1,305,067, actual \$1,127,084, variation \$177,983 under the amended budget which was directly related to Personal Services.

Operating Expenses

Funds in the amount of \$200,000 are still budgeted for possible outsourcing on emergency Aerial Spraying. In crisis times, potential for County-wide fixed wing aircraft spraying, can be necessary, which is above the scope of our in-house helicopter program. No emergency Aerial Spraying was necessary for this fiscal year.

Gasoline, Oil and Lubricants

Budget \$137,000, actual \$78,426, variation \$58,574 under, due to gas prices gradually going down throughout the year for year ended September 30, 2023.

Chemicals and Solvents

Budget \$739,505, actual \$614,542, variation \$124,963 under. Original Budget anticipated more chemicals for usage in the aerial program which is still in the development phase. Unused Chemicals are maintained in inventory.

**Anastasia Mosquito Control District of St. Johns County
Management Discussion and Analysis
For the Year Ended September 30, 2023**

Capital Outlay

Budget \$4,080,682, actual, \$3,794,299, variation \$286,383 under. Underspent from SIT Building were moved to the next Fiscal Year. The District, actively, monitored and participated in the construction of the Facility Expansion, and generated cost savings by purchasing items directly to save Sales Tax.

CAPITAL ASSET AND DEBT ADMINISTRATION

Capital Assets

The District's capital assets as of September 30, 2023 reflect an investment of \$17,720,918, net of accumulated depreciation. Capital outlays of \$3,794,299 during the fiscal year included the following purchases:

.	Work In Progress, EDU Building	683,318
.	Work In Progress, EDU Displays	123,057
.	Work In Progress, SIT Building	1,885,249
.	SIT Bldg. Pupae Separating Machine	163,450
.	SIT Bldg. Laval Feeding Machine and Rearing Equipment	281,950
.	Vortex Airboat Granular	5,100
.	Twister XL Backpack (2)	3,556
.	Feeder Hemotek System	4,487
.	Tail Rotor Overhaul Yoke Replace-N67442	12,051
.	Buffalo Turbine w/small engine axle	10,100
.	2 -post Vehicle lift base+Installation	8,720
.	2023 Suzuki Four-wheelers (2)	12,528
.	Autel Maxisys Elite II Diagnostic Tool	2,318
.	A/C Breakroom, Bldg. 100	21,141
.	2018 Genie Z-45/25J Articulating Boom	55,030
.	Scanner/Card Reader-Gas Pumps	8,940
.	A/C Breakroom, Bldg. 300	2,770
.	Curtis Dyna-Fog Twister XL3 ULV (3)	6,962
.	Fisherbrand Bead Mill 24	6,274
.	Stainless Steel Tank-Bldg. 900	18,482
.	AGNAV System+Installation-N67569	76,565
.	OptiPlex Small Form Factor Desktop (6)	8,719
.	HistoCore Arcadia C-Cold Plate	5,451
.	Olympus Trinocular Microscope+SZ-61	5,582
.	AHP-1200 CPV High Capacity Cool/	4,293
.	X-Ray, Irradiator, RS 2400Q-4, SIT Bldg.	150,200
.	Dell Latitude Laptop	1,514
.	2023 Ford Ranger 4X4 (2)	96,257
.	Dell Precision 3480 Laptop	2,160
.	Drone with 40X granular payload	125,375
.	Decked Drawer system (2)	2,700

**Anastasia Mosquito Control District of St. Johns County
Management Discussion and Analysis
For the Year Ended September 30, 2023**

The District also disposed of \$13,881 of equipment at a loss of \$346.

The District expended \$2,691,624 for the Education Building and the Sterile Insect Technique Building. The Buildings were still in progress as of September 30, 2023.

The District has no outstanding debt obligation.

ECONOMIC FACTORS AND NEXT YEAR'S BUDGET RATES

The last two years millage rates levied were .1900 and .1800 for the fiscal years ending September 30, 2023, and September 30, 2024, respectively. St. Johns Property Value increases for those two consecutive years were, approximately, 17.8% and 16.5% respectively. Despite the District's principal source of income coming from Property Tax revenue, 90.12% of total revenues for Fiscal Year end 2023, Interest income of \$381,818, was 4.57% of total revenues. Applied Research Grant money of \$328,349, was 3.93% of total revenue this year. Applied Research Grant revenue has provided potential for the District to reduce the millage rate.

The District anticipates continuing growth, development and increase in property values within the County. The continued need for preventing Mosquito borne diseases, within the State, has led to the need for further modernization of operations in order to protect its citizens more effectively.

Request for information

The District's general purpose external financial statements (the basic financial statements and required supplementary information) are designed to provide financial overview of the district's finances. Requests for additional information or questions concerning the financial information contained in this report should be addressed to the Director of the Anastasia Mosquito Control District of St Johns County, 120 EOC Drive, St. Augustine, FL 32092.

Basic Financial Statements

Government-wide Financial Statements

Anastasia Mosquito Control District of St. Johns County

Statement of Net Position

September 30, 2023

	Governmental Activities
ASSETS	
Current Assets:	
Cash and Cash Equivalents	\$ 2,600,923
Investments	5,639,003
Grant Funds Receivable	77,485
Due from Other Governments and Entities	93,734
Prepaid Items	392,339
Inventory	<u>1,014,022</u>
Total Current Assets	<u>9,817,506</u>
Capital Assets:	
Land	1,630,372
Capital Assets in Progress	6,809,993
Buildings & Improvements	\$ 8,169,318
Less: Accumulated Depreciation	<u>1,226,738</u>
	6,942,580
Vehicles & Equipment	5,046,861
Less: Accumulated Depreciation	<u>2,708,888</u>
Total Capital Assets	<u>17,720,918</u>
Total Assets	27,538,424
Deferred Outflows of Resources:	
Deferred Outflows Related to Pensions	<u>616,675</u>
Total Deferred Outflows of Resources	<u>616,675</u>
LIABILITIES	
Current Liabilities:	
Accounts Payable	205,029
Accrued Payroll and Benefits	46,762
Retainage Payable	90,937
Compensated Absences	<u>40,000</u>
Total Current Liabilities	<u>382,728</u>
Noncurrent Liabilities less Current Portion:	
Compensated Absences	149,697
Net Pension Liability	<u>2,295,410</u>
Total Noncurrent Liabilities	<u>2,445,107</u>
Total Liabilities	2,827,835
Deferred Inflows of Resources:	
Deferred Inflows Related to Pensions	<u>187,562</u>
Total Deferred Inflows of Resources	<u>187,562</u>
NET POSITION	
Net Investment in Capital Assets	17,720,918
Unrestricted	<u>7,418,784</u>
Total Net Position	<u>\$ 25,139,702</u>

See accompanying notes to financial statements.

Anastasia Mosquito Control District of St. Johns County

Statement of Activities

Year Ended September 30, 2023

Human Services - Mosquito Control:	
Personal Services	2,233,010
Personal Service Benefits	1,561,695
Operating Expenses	290,519
Insurance	210,532
Travel/Utilities/Services	181,149
Printing & Promotional	13,554
Maintenance and Repairs	127,377
Materials and Supplies	234,379
Gasoline, Oil and Lubricants	78,426
Chemicals and Solvents	663,335
Depreciation	<u>550,150</u>
Total Program Expenses	<u>6,144,126</u>
General Revenues:	
Property Taxes	7,521,267
Interest Income	381,818
Grants (DEP)	328,349
Other	113,365
Gain/ (Loss) from Disposition of Assets	<u>(346)</u>
Total General Revenues	<u>8,344,453</u>
Increase in Net Position	2,200,327
Net Position Beginning of Year	<u>22,939,375</u>
Net Position End of Year	<u>\$ 25,139,702</u>

See accompanying notes to financial statements.

Fund Financial Statements

Anastasia Mosquito Control District of St. Johns County

Balance Sheet
Governmental Fund - General Fund
September 30, 2023

ASSETS

Cash and Cash Equivalents	\$ 2,600,923
Investments	5,639,003
Grant Funds Receivable	77,485
Due from Other Governments and Entities	93,734
Prepaid Items	392,339
Inventory	1,014,022
Total Assets	<u>\$ 9,817,506</u>

LIABILITIES AND FUND BALANCES

Liabilities:

Accounts Payable	\$ 205,029
Accrued Payroll and Benefits	46,762
Retainage Payable	90,937
Total Liabilities	<u>342,728</u>

Fund Balances:

Nonspendable for Inventory and Prepaids	1,406,361
Assigned for Future Capital Outlay/Contingencies	5,085,564
Unassigned	2,982,853

Total Fund Balances	<u>9,474,778</u>
---------------------	------------------

Total Liabilities and Fund Balances	<u>\$ 9,817,506</u>
-------------------------------------	---------------------

See accompanying notes to financial statements.

Anastasia Mosquito Control District of St. Johns County

Reconciliation of the Governmental Fund Balance Sheet to the Statement of Net Assets September 30, 2023

Total Fund Balances-Governmental Fund		\$	9,474,778
Amounts reported in the Statement of Net Assets are different because of the following:			
1.	Capital assets used in governmental activities are not financial resources and therefore not reported in the fund as assets:		
	Land		1,630,372
	Work in progress		6,809,993
	Buildings & improvements	\$ 8,169,318	
	Less: accumulated depreciation	<u>1,226,738</u>	6,942,580
	Equipment	5,046,861	
	Less: accumulated depreciation	<u>2,708,888</u>	2,337,973
2.	Compensated absences not due and payable in the Fund Financial Statements.		(189,697)
3.	Governmental funds report contributions to defined benefit pension plans as expenditures. However, in the Statement of Activities, the amount contributed reduces future net liability. Also included in pension expense in the Statement of Activities are amounts amortized for related deferred inflows and outflows.		
	Deferred Outflows Related to Pensions		616,675
	Net Pension Liability		(2,295,410)
	Deferred Inflows Related to Pensions		<u>(187,562)</u>
	Net Assets of Governmental Activities	\$	<u>25,139,702</u>

See accompanying notes to financial statements.

Anastasia Mosquito Control District of St. Johns County

Statement of Revenues, Expenditures and Changes in Fund Balance
Governmental Fund - General Fund
Year Ended September 30, 2023

Revenues:	
Property Taxes	7,521,267
Interest Income	381,818
Grants	328,349
Proceeds from Sale of Property and Equipment	1,059
Other	<u>113,365</u>
Total Revenues	<u>8,345,858</u>
Expenditures	
Personal Services	2,208,466
Personal Service Benefits	1,127,084
Operating Expenses	290,519
Insurance	210,532
Travel/Utilities/Services	181,149
Printing and Promotional	13,554
Maintenance and Repairs	127,377
Materials and Supplies	234,379
Gasoline, Oil and Lubricants	78,426
Chemicals and Solvents	663,335
Capital Outlay	<u>3,794,299</u>
Total Expenditures	<u>8,929,120</u>
Excess of Expenditures Over Revenues - Net Change in Fund Balance	(583,262)
Fund Balance Beginning of Year	<u>10,058,040</u>
Fund Balance End of Year	<u><u>9,474,778</u></u>

See accompanying notes to financial statements.

Anastasia Mosquito Control District of St. Johns County

Reconciliation of the Statement of Revenues, Expenditures and Changes in Fund Balance
 Governmental Fund - General Fund with the Statement of Activities
 September 30, 2023

Net Change in Fund Balance - General Fund \$ (583,262)

Amounts reported for governmental activities in the statement of activities are different because:

1. Governmental Fund (General Fund) reports capital outlays as expenditures. The Statement of Activities reports capital outlays as assets subject to depreciation over their estimated useful lives and recognizes depreciation expense:

Capital Outlay	\$ 3,794,299	
Depreciation Expense	<u>(550,150)</u>	3,244,149

2. Some expenses reported on the Statement of Activities are not fund expenditures normally liquidated with current financial resources:

Compensated Absences		(24,544)
Pension Expense		(434,611)
Net Proceeds from Prop. Plant & Equip.		<u>(1,405)</u>

Increase in Net Position - Statement of Activities		<u>\$ 2,200,327</u>
--	--	---------------------

See accompanying notes to financial statements.

Anastasia Mosquito Control District of St. Johns County
Notes to Financial Statements
For the Year Ended September 30, 2023

NOTE 1. – SUMMARY OF SIGNIFICANT ACCOUNTING POLICIES

Anastasia Mosquito Control District of St. Johns County, (herein after referred to as “The District”), was created, as an "independent special district" on December 7, 1948, pursuant to the results of a special election held in accordance with Chapter 388, Florida Statutes. The Anastasia Mosquito Control District of St. Johns County was created to achieve and maintain such levels of arthropod control as will protect human health and safety and foster the quality of life of the people, promote the economic development of the state, and facilitate the enjoyment of its natural attractions by reducing the number of pestiferous and disease-carrying arthropods.

The District’s financial statements are prepared in accordance with generally accepted accounting principles (GAAP). The Governmental Accounting Standards Board (GASB) is responsible for establishing GAAP for state and local governments through its pronouncements (Statements and Interpretations). The more significant accounting policies established in GAAP and used by the District are discussed below.

A. Reporting Entity

The financial statements of the District consist only of the statements of Anastasia Mosquito Control District of St. Johns County. The District has no oversight responsibilities for any other governmental entity since no other entities are considered to be controlled by or dependent upon the District. The District is a special-purpose independent governmental agency engaged in a single governmental program – mosquito control.

B. Basis of Accounting/Measurement Focus

In Accordance with Governmental Accounting Standards Board (GASB) *Statement No. 34 – Basic Financial Statements and Management’s Discussion and Analysis for State and Local Governments*, the basic financial statements include both the government-wide and fund financial statements.

Government-Wide Financial Statements

The government-wide financial statements consist of the statement of net position and the statement of activities. Government-wide financial statements report information about the District as a whole similar to information for a private-sector business. The statement of net position presents assets and liabilities with the net difference reported as net position. The net position reflects the financial position of the District as of the last day of the fiscal year. The statement of activities reports expenses and supporting sources of revenue during the fiscal year. This statement is similar to a statement of profit or loss in the private sector.

The government-wide financial statements are reported using the economic resources measurement focus and the accrual basis of accounting, similar to information reported for a private-sector business. Accordingly, all of the District’s assets, including depreciable capital assets, deferred outflows, liabilities, and deferred Inflows are included in the Statement of Net Position. The Statement of Activities presents changes in net assets during the fiscal year. Since the District is a special-purpose independent governmental agency engaged in a single governmental program – mosquito control- the expenses shown on the Statement of Activities are for that function alone.

NOTE 1. – SUMMARY OF SIGNIFICANT ACCOUNTING POLICIES (Continued)

B. Basis of Accounting/Measurement Focus (Continued)

Government-Wide Financial Statements (Continued)

Under the accrual basis of accounting, revenues are recorded when earned. Expenses are recognized when incurred.

Governmental Fund Financial Statements

Fund financial statements are provided for governmental funds.

The operations of the fund are accounted for with a separate set of self-balancing accounts that comprise its assets, liabilities, fund equity, revenues and expenditures.

Governmental Funds are those through which most governmental functions of the District are financed. The acquisition, use and balances of the District's expendable financial resources and the related liabilities are accounted for through governmental fund types. The measurement focus is upon determination of changes in financial position, rather than upon income determination. The following are the District's governmental fund types:

General Fund – The General Fund is the general operating fund of the District. It is used to account for all financial resources.

All governmental funds are accounted for on a "spending" or "current financial resources" measurement focus. This means that only current assets and current liabilities are generally included on the balance sheet. The reported undesignated fund balance (net current assets) is considered a measure of "available spendable or appropriable resources." Governmental fund operating statements present increases (revenue and other financing sources) and decreases (expenditures and other financing uses) in net current assets. Accordingly, they are said to present a summary of sources and uses of "available spendable resources" during a period.

Because of their spending measurement focus, expenditure recognition for governmental fund types is limited to exclude amounts represented by non-current liabilities. Since they do not affect net current assets, such long-term amounts are not recognized as governmental fund type expenditures or fund liabilities. Instead, they are reported as liabilities in the statement of position. Capital assets are recorded as expenditures in the general fund. In the statement of activities, they are reported as assets subject to depreciation.

The basis of accounting refers to when revenues and expenditures are recognized in the accounts and reported in the financial statements. All governmental funds are accounted for using the modified accrual basis of accounting. Their revenues are recognized when they become measurable and available as net current assets. Revenues are available if collected within sixty days of year end.

NOTE 1. – SUMMARY OF SIGNIFICANT ACCOUNTING POLICIES (Continued)

B. Basis of Accounting/Measurement Focus (Continued)

Governmental Fund Financial Statements (Continued)

Expenditures are generally recognized under the modified accrual basis of accounting when the related fund liability is incurred. Exceptions to this general rule include accumulated vacation and sick leave pay.

A reconciliation is provided that lists the differences between the net assets presented in the Government-wide Financial Statements and the net assets presented in the Governmental Fund Financial Statements.

C. Budget Policy and Control

The District follows these procedures in establishing the budgetary data reflected in the financial statements:

-A tentative work plan and budget for the District is presented to the Board of Commissioners. On or before the 15th day of July of each year, the tentative work plan and budget are submitted to the Department of Agriculture and Consumer Services (DACS), Division of Inspection, Bureau of Entomology and Pest Control, for their review and approval.

-Not later than September 15 of each year, the District submits the certified budget to the Bureau of Entomology and Pest Control, DACS, for approval.

-Prior to October 1, the budget is legally enacted through passage of a resolution.

-Budget amendments are approved by the Board of Commissioners and submitted to the Bureau of Entomology and Pest Control, DACS, for approval. During the fiscal year, there were numerous budget amendments to maintain budgetary/management control.

-The budgeted revenue and expenditures shown in these financial statements includes all budget amendments approved by the District's Board of Commissioners and the Bureau of Entomology and Pest Control (DACS).

-The level of classification detail at which expenditures may not legally exceed appropriations is within budgetary accounts by fund.

-Appropriations lapse at the end of each year. An appropriation for capital or other programs shall be re-budgeted on an annual basis until the purpose for which it was made has been accomplished or abandoned.

-The budget for the General Fund that was either adopted or amended during the year by the Board of Commissioners was prepared on the same basis of accounting as used for financial reporting purposes, with the exception of inventory and other immaterial items. Under the budgetary basis, the District accounts for inventory of chemicals and fuels by the purchase method, whereby these items are recorded as expenditures when purchased.

NOTE 1. – SUMMARY OF SIGNIFICANT ACCOUNTING POLICIES (Continued)

D. Assets, Liabilities and Net Assets

Cash and cash equivalents

Cash and cash equivalents are cash held in demand deposits at local banks.

Investments

Investments consist of excess funds deposited with the Local Government Surplus Funds Trust Fund administered by the State Board of Administration of Florida (SBA). Funds invested with the SBA are not required to be categorized since the investments are not evidenced by securities that exist in physical or book entry form. Funds invested with the SBA are considered to be cash equivalents. See Note 3B for further explanation.

District also implemented in Wells Fargo’s Stagecoach Sweep at the end of Fiscal Year 2023. The Service enables the District to link each domestic demand deposit account enrolls in the Account to one of the options described in “Investment Sweep Option”. At the end of each Business Day, funds are transferred automatically or “swept” from the Account in accordance with District’s designation in the Acceptance. See Note 3B for further explanation.

Receivables

Receivables represent amounts due from local governmental entities, research grants and insurance proceeds.

Inventory

Inventory is valued at the lower of cost or market based on the first-in-first-out method (FIFO). Inventory is recorded under the consumption method. Cost is recorded as an expenditure/expense at the time inventory is used. The inventory balance, as reported in the fund financial statements, is offset by a fund balance reserve account in the General Fund to indicate it is not available for appropriation and not an expendable available financial resource of the General Fund.

Capital Assets

In the government-wide financial statements, capital assets include land, buildings, building improvements, and equipment. According to the District’s capitalization policy, capital assets are capitalized and depreciated if they have a life of more than one year and cost \$1,000 or more. Capital assets are recorded at cost when purchased or constructed. Donated capital assets are recorded at estimated fair market value at the date of donation.

In the government-wide financial statements, depreciation is recorded on capital assets using the straight-line method and the following useful lives:

Buildings	20-40 years
Building improvements	10-40 years
Equipment	5-20 years

Fixed assets purchased in the governmental fund are recorded as expenditures at the time of purchase.

Compensated Absences

A liability for unused vacation and sick time for employees is calculated and reported in the government-wide financial statements. A liability for unused sick leave is accrued only to the extent that the leave will result in cash payments upon termination. A liability for these amounts is reported in governmental funds only if they have matured, due to employee retirement or resignation.

NOTE 1. – SUMMARY OF SIGNIFICANT ACCOUNTING POLICIES (Continued)

D. Assets, Liabilities and Net Assets (Continued)

Fund Equity

Beginning with fiscal year 2011, the District implemented GASB Statement No. 54, “Fund Balance Reporting and Governmental Fund Type Definitions.” This Statement provides more clearly defined fund balance categories to make the nature and extent of the constraints placed on a government’s fund balance more transparent. The following classifications describe the relative strength of the spending constraints:

Nonspendable fund balance – amounts that are not in spendable form (such as prepaid expenses and advances due from other funds) or are required to be maintained intact.

Assigned fund balance – amounts the District intends to use for specific purpose. Intent can be expressed by the Board of Commissioners or as delegated to the District Director.

Unassigned fund balance – amounts that are available for any purpose. Positive amounts are reported only in the general fund.

Such fund balance classifications are established to demonstrate the current unavailability for certain assets to pay current expenditures and budgetary fund segregation for future planning and contingencies. The following is a description of the nonspendable and assigned fund balances used by the District:

Nonspendable - inventory and pre-pays (\$1,406,361) – Amounts set aside for chemical, fuel and helicopter parts and prepaid insurance.

Assigned for future capital outlay/contingencies (\$5,085,564) – Amounts assigned for future capital outlay, payment of annual/sick leave, and contingencies.

When an expenditure is incurred for purposes for which both restricted and unrestricted fund balance is available, the District considers unrestricted funds to have been spent first. The Board is responsible for assigning amounts for a specific purpose. This is usually done through the budget process. When an expenditure is incurred for which assigned or unassigned fund balances are available, the District considers amounts to have been spent first out of unassigned funds, and then assigned funds, as needed, unless the Board has provided otherwise in its assignment actions.

Deferred Outflows of Resources/Deferred Inflows of Resources

In addition to assets and liabilities, the District reports the financial statement elements of deferred outflows of resources and deferred inflows of resources. Deferred outflows of resources represent a consumption of net position that applies to future periods and will not be recognized as an outflow of resources (expenditure) until that applicable time. Deferred inflows of resources represent an acquisition of net position that applies to future periods and will not be recognized as an inflow of resources (revenue) until that applicable time.

The District reports one item that qualifies as deferred outflows of resources on its government-wide statement of net-position, deferred inflows for pensions. The deferred outflows for pensions is an aggregate of items related to pensions as calculated in accordance with GASB Statement No. 68, *Accounting and Financial Reporting for Pensions*. The deferred outflows for pensions will be recognized as pension expense or a reduction of the net pension liability in future reporting years.

NOTE 1. – SUMMARY OF SIGNIFICANT ACCOUNTING POLICIES (Continued)

D. Assets, Liabilities and Net Assets (Continued)

Deferred Outflows of Resources/Deferred Inflows of Resources (Continued)

The District reports one item that qualifies as deferred inflows of resources on its government wide statement of net position, deferred inflows for pensions. The deferred inflows for pensions is an aggregate of items related to pensions as calculated under the same principles as deferred inflows for pensions, and will be recognized as a reduction to pension expense in future reporting years.

Use of Estimates

The preparation of financial statements in conformity with Generally Accepted Accounting Principles requires management to make estimates and assumptions that affect certain assets, liabilities, revenues, expenditures/expenses and note disclosures. Actual results could differ from those estimates.

NOTE 2. – PROPERTY TAXES

All real and tangible personal property taxes are due and payable November 1 of each year, or as soon thereafter as the assessment roll is certified by the St. Johns County Property Appraiser (levy date). St. Johns County mails a notice of the taxes due to each property owner on the assessment roll. The County collects the taxes for the District. Unpaid real and tangible personal property taxes due November 1 become delinquent April 1 of the following year. Collection dates are from November 1 to June 1 of the following year. Taxes may be paid upon receipt of such notice from the County, with discounts at the rate of four percent (4%) if paid in of November; three percent (3%) if paid in December; two percent (2%) if paid in January; and one percent (1%) if paid in February.

Taxes paid March are without discount. On or before June 1 (lien date) of the year following the year in which taxes were assessed, tax certificates are sold on all real estate parcels with outstanding real property taxes.

The District makes an annual levy on property for general governmental services. Revenue recognized during this fiscal year amounted to \$7,521,267.

NOTE 3. – CASH DEPOSITS AND INVESTMENTS

A. Deposits

Cash and cash equivalents are carried at cost. Demand deposits and money market accounts are insured by federal depository insurance up to \$250,000 of the aggregate account balances. Amounts in excess of \$250,000 are fully insured by U.S. Government securities held in the Public Deposit Security Trust Fund (Pool) maintained and monitored by the Treasurer of the State of Florida. The Pool provides for additional assessments to members of the pool to insure that there will be no loss of public funds. At September 30, 2023, the carrying amount of the District's demand deposits was \$2,600,923, and the respective Bank Balance totaled \$3,093,327.

B. Investments

State statutes govern the District's investment policies. The District is authorized by its Commission and Florida Statutes to invest available funds in the SBA's Local Government Surplus Funds Trust Fund. The District invests excess cash in the SBA as described in Note 1. The SBA has established the Florida Prime whereby participants own a share of the respective pools and not the underlying securities.

The Florida PRIME (formerly known as Pool or Fund A) is an external investment pool that meets all of the necessary criteria to elect to measure all of the investments in the Florida PRIME at amortized cost. Therefore, the District's investment in Florida PRIME is reported at amortized cost. The fair value of the position in the currently pool is equal to the value of the pool's shares at \$5,639,003 as of September 30, 2023. The Florida PRIME is rated by Standard and Poors and is rated AAAm.

Anastasia Mosquito Control District of St. Johns County
Notes to Financial Statements
For the Year Ended September 30, 2023

NOTE 3. – CASH DEPOSITS AND INVESTMENTS (Continued)

The weighted average days to maturity (WAM), at September 30, 2023, is 35 days. Next interest rate reset dates are used in the calculation of the WAM. The weighted average life (WAL) of Florida PRIME at September 30, 2023, is 75 days.

The Florida PRIME did not participate in a securities lending program in the year ended September 30, 2023, nor was it exposed to any foreign currency risk. The SBA provides separate financial statements for the Florida PRIME (unaudited) as of and for the period ending June 30 which can be obtained at www.sbafla.com. It does not issue financial statements as of and for the period ending September 30.

At September 30, 2023, there were no redemption fees or maximum transfer amounts, or any other requirements that serve to limit a participant’s daily access to 100% of their account balance. With regard to liquidity fees, the SBA has the authority to impose penalties for early withdrawal, but has not made any required disclosures relating to these fees. The SBA also has the authority to limit contributions or withdrawals for up to 48 hours in the event of an occurrence or event that has a material impact on the liquidity of the Florida PRIME. No such limitation took place during the year ended September 30, 2023.

NOTE 4. – RECEIVABLES

As of September 30, 2023, the District’s receivables consist of:

St. John’s County Tax Collector	\$75,544
St. John’s County Property Appraiser	\$18,190
Research Grants Receivable	<u>\$77,485</u>
	<u><u>\$171,219</u></u>

NOTE 5. – CAPITAL ASSETS

Capital asset activity for the year ended September 30, 2023, was as follows:

	Beginning Balance	Additions	Deletions/Transfers	Ending Balance
Non-depreciable Assets:				
Land	\$1,630,372	-	-	\$1,630,372
Construction in Progress	4,118,369	2,691,624	-	6,809,993
Depreciable Assets:				
Buildings & Improvements	8,169,318	-	-	8,169,318
Equipment	3,958,068	1,102,675	\$ (13,882)	5,046,861
Total Depreciable Assets	12,127,386	1,102,675	(13,882)	13,216,179
Accumulated Depreciation:				
Buildings & Improvements	(1,015,049)	(211,689)	-	(1,226,738)
Equipment	(2,382,904)	(338,461)	12,477	(2,708,888)
Total Accumulated Depreciation	(3,397,953)	(550,150)	12,477	(3,935,626)
Capital Assets, net	<u>\$14,478,174</u>	<u>3,244,149</u>	<u>\$ (1,405)</u>	<u>\$17,720,918</u>

Current-period depreciation expense charged to the Statement of Activities amounted to \$550,150. Construction in Progress includes the Sterile Insect Technique Building and the Vector Disease Building. Total current Capital Expenditures for the year, totaled \$3,794,299.

NOTE 6. – DEFERRED COMPENSATION

The District offers its employees a deferred compensation plan that permits them to defer a portion of their current salary until future years. Contributions to the plan are administered by a third party administrator. In compliance with Internal Revenue Service Code Section 457(g), the plan assets are in custodial accounts for the exclusive benefit of the plan’s participants and beneficiaries. Since the plan is in compliance with Internal Revenue Service Code Section 457, the District is not required to report (and does not report) the assets or liabilities in the financial statements. The District provides neither administrative services nor investment advice to the plan; and therefore, no fiduciary relationship exists between the District and the plan.

NOTE 7. – LEASE OBLIGATIONS

The District, typically, purchases its operating assets. Currently, there are no lease obligations.

NOTE 8. – ECONOMIC DEPENDENCY

The District is dependent on real and personal property taxes levied on St. Johns County residents to support its operational costs. A significant portion of the District’s available assets are invested in the Local Government Surplus Funds Trust Fund.

NOTE 9. – CHANGES IN LONG TERM LIABILITIES

During the year ended September 30, 2023, the following changes occurred in the District’s long-term liabilities:

	Compensated Absences & Benefits
Balance September 30, 2022	\$ 165,153
Increases	\$ 194,839
Decreases	\$ (170,305)
Balance September 30, 2023	\$ 189,697
Less: Long-Term portion	\$ (149,697)
Due in one year	\$ 40,000

NOTE 10. - PENSION PLAN

Florida Retirement System and Health Insurance Subsidy

In accordance with Florida law, the District participates in the Florida Retirement System (FRS), a cost-sharing, multiple-employer defined benefit public employee retirement system. The FRS provides retirement and disability benefits, annual cost-of-living adjustments, and death benefits to plan members and beneficiaries. The FRS was created by Chapter 121, Florida Statutes, to provide a defined benefit pension plan for participating public employees. The FRS was amended in 1998 to add the Deferred Retirement Option Program (DROP) under the defined benefit plan, and amended in 2000 to provide a defined contribution plan alternative to the defined benefit plan for FRS members, effective July 1, 2002. This integrated defined contribution pension plan is the FRS Investment Plan (INV).

The FRS and HIS (Health Insurance Subsidy Program) are administered by the Florida Department of Management Services, Division of Retirement. Provisions relating to the FRS are established by Chapters 121 and 122, Florida Statutes; Chapter 112, Part IV, Florida Statutes; Chapter 238, Florida Statutes; and Florida Retirement System Rules, Chapter 60S, Florida Administrative Code. The Florida legislature has the authority to establish and amend retirement legislation and related bills of significance to members to the FRS and HIS plans (including benefit terms and contribution rates). Passed bills are presented to the Governor of Florida and approved before they may be enacted into law.

The financial statements for the cost-sharing defined benefit plans are prepared using the flow of economic resources measurement focus and the accrual basis of accounting and are prepared in accordance with accounting principles generally accepted in the United States. The report may be obtained by writing to the State of Florida Division of Retirement, Department of Management Services, P.O. Box 9000, Tallahassee, Florida 32315-9000, or from the Web site www.dms.myflorida.com/workforce_operations/retirement/publications.

All permanent full-time, regular part-time employees and seasonal positions are eligible to participate in the plan. The retirement age and other retirement benefits & options are stated in the Summary Plan Description by the FRS.

Contributions

The funding methods and the determination of benefits payable are provided for in various acts of the State Legislature. These acts provided that employers, such as the District, were required to contribute 11.91% from October 1, 2022 to June 30, 2023 and 13.57% from July 1, 2023 to September 30, 2023 for regular employees; 57.00% from October 1, 2022 to June 30, 2023 and 58.68% from July 1, 2023 to September 30, 2023 for elected officials; 18.60% from October 2022 to June 30, 2023 and 21.13% from July 1, 2023 to September 30, 2023 for employees under DROP program; and 18.34% from October 1, 2022 to June 30, 2023 and 18.60% from July 1, 2023 to September 30, 2023 for retirees. The Districts contributions include 1.66% for post-retirement health insurance subsidy for October 1, 2022 to September 30, 2023.

As of July 1, 2011, employees are required to contribute 3% to the Florida Retirement System, except for those participating in the DROP Program and retirees.

The District contributed the following amounts for those employees covered under the Florida Retirement System and Health Insurance Subsidy:

Year Ended September 30,	District's Contribution	Percent of Covered Payroll
2023	\$ 297,354	15.08%
2022	\$ 225,708	14.10%
2021	\$ 241,311	13.04%
2020	\$ 179,030	11.45%
2019	\$ 150,832	11.30%
2018	\$ 140,743	10.71%
2017	\$ 126,990	10.81%
2016	\$ 122,127	11.51%
2015	\$ 100,080	10.14%
2014	\$ 85,861	8.58%

Anastasia Mosquito Control District of St. Johns County
Notes to Financial Statements
For the Year Ended September 30, 2023

NOTE 10. - PENSION PLAN (Continued)

The payroll for the District’s employees covered by the plan for the year ended September 30, 2023 was \$ 1,972,350; the District’s total payroll was \$2,208,466.

Actuarial Methods and Assumptions

Actuarial assumptions for both the FRS and HIS are reviewed annually by the Florida Retirement System Actuarial Assumptions Conference. The FRS has a valuation performed annually and the HIS has a valuation performed biennially that is updated for GASB reporting in the year a valuation is not performed. The actuarial assumptions, that determined the total pension liability as of June 30, 2023, were based on the results of an actuarial experience study for the period July 1, 2013 through June 30, 2018. Because the HIS Program is funded on a pay-as-you-go basis, no experience study has been completed. The actuarial assumptions that determined the total pension liability for the HIS Program were based on certain results of the most recent experience study for the FRS Pension Plan.

The total pension liability for the FRS and HIS was determined using the individual entry age actuarial cost method. Inflation increases for both plans is assumed at 2.40%. Payroll growth, including inflation, for both plans is assumed at 3.25%. Mortality assumptions for both plans were based on Generational PUB-2010 base tables. Both the discount rate and long-term expected rate of return used for FRS investments is 6.70%. The FRS fiduciary net position was projected to be available to make all projected future benefit payments of current active and inactive employees. Therefore, the discount rate for calculating the total pension liability is equal to the long-term expected rate of return. Because the HIS program uses a pay-as-you-go funding structure, a municipal bond rate of 3.65% was used to determine the total pension liability for the program (Bond Buyer Obligation 20-Bond Municipal Bond Index). As of June 30, 2023, the discount rate for HIS was modified to reflect the change in the value of the municipal bond index between GASB measurement dates. According to Laws of Florida (Senate Bill 7024), increased the level of monthly benefits for HIS from \$5 times years of service to \$7.50, with an increased minimum of \$45 and maximum of \$225. This change applies to all years of service for both members currently receiving benefits and members not yet receiving benefits.

The target allocation and best estimates of arithmetic and geometric real rates of return for each major asset class are summarized in the following table:

Asset Class	Target Allocation ¹	Annual Arithmetic Return	Compound Annual (Geometric) Return	Standard Deviation
Cash	1.0%	2.9%	2.9%	1.1%
Fixed Income	19.8%	4.5%	4.4%	3.4%
Global Equity	54.0%	8.7%	7.1%	18.1%
Real Estate	10.3%	7.6%	6.6%	14.8%
Private Equity	11.1%	11.9%	8.8%	26.3%
Strategic Investments	3.8%	6.3%	6.1%	7.7%
Assumed Inflation - Mean			2.4%	1.4%

¹As outlined in the FRS Pension Plan's investment policy.

Anastasia Mosquito Control District of St. Johns County
Notes to Financial Statements
For the Year Ended September 30, 2023

NOTE 10. - PENSION PLAN (Continued)

Changes in Net Pension Liability

	FRS	HIS
Balance, Beginning	\$ 1,604,464	\$ 520,481
Change in Proportion	(172,957)	(25,502)
Changes for the Year:		
Effect of Plan Changes	-	-
Effect of Economic/Demographic		
Gains or Losses	66,501	(3,975)
Effect of Assumption Changes	(98,518)	3,870
Employer Contributions	(183,493)	(32,123)
Member Contributions		
Net Investment Income	(42,469)	(354)
Employer Share of Expenses	346,350	313,135
Balance, Ending	<u>\$ 1,519,878</u>	<u>\$ 775,532</u>

Sensitivity of the Net Pension Liability to Changes in the Discount Rate

The following represents the District's proportionate share of the net pension liability calculated using the discount rate of 6.70%-FRS and 3.65%-HIS, as well as what the District's proportionate share of the net pension liability would be if it were calculated using a discount rate that is one percentage point lower (5.70%-FRS; 2.65%-HIS) or one percentage point higher (7.70%-FRS; 4.65%-HIS) than the current rate:

	1% Decrease (5.70%/2.65%)	Current Discount Rate (6.70%/3.65%)	1% Increase (7.70%/4.65%)
District's Net Pension Liability- FRS	\$ 2,596,263	\$ 1,519,878	\$ 619,355
District's Net Pension Liability- HIS	\$ 884,762	\$ 775,532	\$ 684,989

Net Pension Liability, Deferred Outflows/ Inflows of Resources, and Pension Expense

1. Proportionate Share of FRS and HIS Plans

The District's proportionate share of the net pension liability was calculated using accrued retirement contributions June 30, 2013 through June 30, 2023, and the required accrued contributions for the division (paid on behalf of the division's employees who administer the plans) allocated to the District on a proportional basis. The actuarial assumptions that determined the total pension liability for the HIS Program was determined on the same basis used by the plan.

The following table presents information of the District's proportionate share of the FRS and HIS based on Information, provided by the Florida Division of Retirement:

	FRS	HIS	Total
Proportionate Share of Net Pension Liability at June 30, 2023	\$ 1,519,878	\$ 775,532	\$ 2,295,410
Proportion at June 30, 2023	0.003814303%	0.004883299%	
Proportion at June 30, 2022	0.004312143%	0.004914091%	
Change in proportion during current year	-0.000497840%	-0.000030792%	

At September 30, 2023, the District reported a net pension liability of \$2,295,410 for its proportionate share of the collective net pension liability of the FRS and HIS.

Anastasia Mosquito Control District of St. Johns County
Notes to Financial Statements
For the Year Ended September 30, 2023

NOTE 10. - PENSION PLAN (Continued)

2. Pension Expense and Deferred Outflows/ Inflows of Resources to Pensions

For the year ended September 30, 2023, the District recognized pension expense of \$210,183 related to the FRS and \$289,185 related to HIS. At September 30, 2023, the District reported deferred outflows of resources and deferred inflows of resources related to pensions from the following sources:

	FRS	HIS	Total
Differences between expected and actual experience- DOR	\$ 142,704	\$ 11,353	\$ 154,057
Differences between expected and actual experience- DIR	-	(1,820)	(1,820)
Change in assumptions- DOR	99,078	20,389	119,467
Change in assumptions- DIR	-	(67,203)	(67,203)
Investments- DOR	63,474	400	63,874
Investments- DIR	-	-	-
Changes in District Proportion- DOR	155,876	58,643	214,519
Changes in District Proportion- DIR	(115,603)	(2,936)	(118,539)
Contributions subsequent to measurement date- DOR	54,157	10,601	64,758
Total Deferred Outflows	<u>\$ 515,289</u>	<u>\$ 101,386</u>	<u>\$ 616,675</u>
Total Deferred Inflows	<u>\$ (115,603)</u>	<u>\$ (71,959)</u>	<u>\$ (187,562)</u>

Deferred Outflows and (Inflows)

Deferred outflows of resources of \$54,157 for FRS and \$10,601 for HIS are reported by the District for employer contributions subsequent to the measurement date and will be recognized as a reduction of the net position liability in the fiscal year ended September 30, 2023. Other amounts reported as deferred outflows of resources and deferred inflows of resources related to the pension plan will be recognized in pension expense as follows:

Year ended September 30:	FRS	HIS
2024	(47,091)	3,289
2025	18,657	1,994
2026	(282,570)	3,318
2027	(26,841)	6,508
2028	(7,684)	3,448
Thereafter	-	269
	<u>\$ (345,529)</u>	<u>\$ 18,826</u>

NOTE 11. – RISK MANAGEMENT

The District is exposed to various risks of loss related to torts; thefts of, damage to, and destruction of assets; errors and omissions; injuries to employees; and natural disasters. The District continues to carry commercial insurance for all risks of loss, including workers' compensation and employee health and accident insurance. Settled claims resulting from these risks have not exceeded commercial insurance coverage in any of the past three fiscal years.

Anastasia Mosquito Control District of St. Johns County
Notes to Financial Statements
For the Year Ended September 30, 2023

NOTE 12. – COMMITMENTS

The following facility Construction Contract is outstanding:

<u>Contractor</u>	<u>Project</u>	<u>Contracted Amounts</u>	<u>Incurred through 09/30/23</u>
Harrell Construction	SIT Building	\$1,836,612	\$ 1,818,737

The District has expended additional funds for the Construction in Progress. The total amount expended as of September 30 was as follows:

Education Building	\$3,887,309
SIT Building	\$2,922,684

NOTE 13. – New Accounting Standards

The Governmental Accounting Standards Board (GASB) issued several pronouncements that are effective for these financial statements. These are:

- GASB Statement 91 – Conduit Debt Obligations
- GASB Statement 94 – Public-Private Partnerships
- GASB Statement 96 – Subscription-Based Information Technology Arrangements
- GASB Statement 99 – Certain portions thereof

Management has ascertained that most of these professional pronouncements effective for this year had no discernable impact on the District.

NOTE 14. – Subsequent Events

Management has evaluated subsequent events through the date of the auditors' report.

Required Supplementary Information

Anastasia Mosquito Control District of St. Johns County

Required Supplementary Information
Schedule of the District's Proportionate Share of Net Pension Liability
Florida Retirement System (FRS)
Last Ten Fiscal Years

	2023	2022	2021	2020	2019
District's proportion of the net pension liability (asset)	0.003814303%	0.004312143%	0.004216300%	0.003361135%	0.003268130%
District's proportionate share of the net pension liability (asset) \$	1,519,878	\$ 1,604,464	\$ 318,493	\$ 1,456,765	\$ 1,125,498
District's covered-employee payroll \$	1,972,350	\$ 1,814,531	\$ 1,826,756	\$ 1,514,933	\$ 1,334,721
District's proportionate share of the net pension liability (asset) as a percentage of its covered-employee payroll	77.06%	88.59%	17.44%	96.16%	84.32%
Plan fiduciary net position as a percentage of the total pension liability	82.38%	82.89%	96.40%	78.85%	82.61%

	2018	2017	2016	2015	2014
District's proportion of the net pension liability (asset)	0.003157033%	0.003236532%	.003105718%	.002967385%	.003123171%
District's proportionate share of the net pension liability (asset) \$	950,915	\$ 957,344	\$ 784,196	\$ 383,278	\$ 190,559
District's covered-employee payroll \$	1,313,548	\$ 1,185,131	\$ 1,170,534	\$ 1,021,415	\$ 1,002,095
District's proportionate share of the net pension liability (asset) as a percentage of its covered-employee payroll	72.39%	80.78%	66.99%	37.52%	19.02%
Plan fiduciary net position as a percentage of the total pension liability	84.26%	83.89%	84.88%	92.00%	96.09%

Anastasia Mosquito Control District of St. Johns County

Required Supplementary Information
Schedule of the District's Contributions
Florida Retirement System (FRS)
Last Ten Fiscal Years

	2023	2022	2021	2020	2019
Contractually required contribution	\$ 297,354	\$ 304,191	\$ 242,563	\$ 153,883	121,460
Contributions in relation to the contractually required contribution	\$ (297,354)	\$ (304,191)	\$ (242,563)	\$ (153,883)	\$ (121,460)
Contribution deficiency (excess)	\$ -	\$ -	\$ -	\$ -	\$ -
District's covered employee payroll	\$ 1,972,350	\$ 1,893,287	\$ 1,826,756	\$ 1,514,933	\$ 1,334,721
Contributions as a percentage of covered-employee payroll	15.08%	16.1%	13.28%	7.3%	9.1%

	2018	2017	2016	2015	2014
Contractually required contribution	119,831	\$ 107,317	\$ 97,730	\$ 81,772	\$ 87,454
Contributions in relation to the contractually required contribution	\$ (119,831)	\$ (107,317)	\$ (97,730)	\$ (81,772)	\$ (87,454)
Contribution deficiency (excess)	\$ -	\$ -	\$ -	\$ -	\$ -
District's covered employee payroll	\$ 1,313,548	\$ 1,185,131	\$ 1,170,534	\$ 1,021,415	\$ 1,002,095
Contributions as a percentage of covered-employee payroll	9.1%	9.1%	8.3%	8.0%	8.7%

Anastasia Mosquito Control District of St. Johns County

Required Supplementary Information
Schedule of the District's Proportionate Share of Net Pension Liability
Health Insurance Subsidy Program (HIS)
Last Ten Fiscal Years

	2023	2022	2021	2020	2019
District's proportion of the net pension liability (asset)	0.004883299%	0.004914091%	0.004893853%	0.00414057%	0.00399527%
District's proportionate share of the net pension liability (asset)	\$ 775,532	\$ 520,480	\$ 600,304	\$ 505,557	\$ 447,028
District's covered-employee payroll	\$ 1,972,350	\$ 1,893,287	\$ 1,826,756	\$ 1,514,933	\$ 1,334,721
City's proportionate share of the net pension liability (asset) as a percentage of its covered-employee payroll	39.32%	27.49%	32.87%	33.37%	33.49%
Plan fiduciary net position as a percentage of the total pension liability	4.12%	4.81%	3.56%	3.00%	2.63%

	2018	2017	2016	2015	2014
District's proportion of the net pension liability (asset)	0.003976691%	0.003697671%	.003546284%	.003272779%	.0033378116%
District's proportionate share of the net pension liability (asset)	\$ 420,897	\$ 395,372	\$ 413,305	\$ 333,772	\$ 315,862
District's covered-employee payroll	\$ 1,313,548	\$ 1,185,131	\$ 1,170,534	\$ 1,021,415	\$ 1,002,095
City's proportionate share of the net pension liability (asset) as a percentage of its covered-employee payroll	32.04%	33.36%	35.31%	32.68%	31.52%
Plan fiduciary net position as a percentage of the total pension liability	2.15%	1.64%	0.97%	0.50%	0.99%

Anastasia Mosquito Control District of St. Johns County

Required Supplementary Information
Schedule of the District's Contributions
Health Insurance Subsidy Program (HIS)
Last Ten Fiscal Years

	2023	2022	2021	2020	2019
Contractually required contribution	32,741	31,429	30,324	25,147	22,156
Contributions in relation to the contractually required contribution	\$ (32,741)	\$ (31,429)	\$ (30,324)	\$ (25,147)	\$ (22,156)
Contribution deficiency (excess)	\$ -	\$ -	\$ -	\$ -	\$ -
District's covered employee payroll	\$ 1,972,350	\$ 1,893,287	\$ 1,826,756	\$ 1,514,933	\$ 1,334,721
Contributions as a percentage of covered-employee payroll	1.66%	1.66%	1.66%	1.66%	1.66%

	2018	2017	2016	2015	2014
Contractually required contribution	21,805	\$ 19,673	\$ 19,431	\$ 16,955	\$ 12,626
Contributions in relation to the contractually required contribution	\$ (21,805)	\$ (19,673)	\$ (19,431)	\$ (16,955)	\$ (12,626)
Contribution deficiency (excess)	\$ -	\$ -	\$ -	\$ -	\$ -
District's covered employee payroll	\$ 1,313,548	\$ 1,185,131	\$ 1,170,534	\$ 1,021,415	\$ 1,002,095
Contributions as a percentage of covered-employee payroll	1.66%	1.66%	1.66%	1.66%	1.26%

Anastasia Mosquito Control District of St. Johns County

Statement of Revenues, Expenditures and Changes in Fund Balance Governmental Fund - General Fund Year Ended September 30, 2023

Required Supplementary Information

	Budgeted Amounts			Variance Over/ (Under)
	Original	Final	Actual	
Revenues:				
Property Taxes	\$ 7,394,483	\$ 7,521,090	\$ 7,521,267	\$ 177
Interest Income	7,500	346,292	381,818	35,526
Grants	290,000	304,578	328,349	23,771
Proceeds from Sale of Property & Equipment	8,000	8,000	1,059	(6,941)
Other	17,000	101,537	113,365	11,828
Total Revenues	7,716,983	8,281,497	8,345,858	64,362
Expenditures:				
Personal Services	2,390,263	2,520,243	2,208,466	(311,777)
Personal Service Benefits	1,291,192	1,305,067	1,127,084	(177,983)
Operating Expenses	560,645	568,709	290,519	(278,190)
Insurance	170,000	232,669	210,532	(22,137)
Travel/Utilities/Services	160,127	264,304	181,149	(83,155)
Printing and Promotional	26,825	26,825	13,554	(13,271)
Maintenance and Repairs	200,150	200,150	127,377	(72,773)
Materials and Supplies	230,501	296,414	234,379	(62,035)
Gasoline, Oil and Lubricants	137,000	137,000	78,426	(58,574)
Chemicals and Solvents	739,505	739,505	614,542	(124,963)
Capital Outlay	3,900,847	4,080,682	3,794,299	(286,383)
Total Expenditures	9,807,055	10,371,568	8,880,327	(1,491,241)
Excess (deficiency) of Revenues over Expenditures	(2,090,072)	(2,090,071)	(534,469)	-
Fund Balance Beginning of Year	7,590,972	9,082,759	10,364,411	-
Fund Balance End of Year	\$ 5,500,900	\$ 6,992,688	\$ 9,829,942	\$ -

** See notes to Required Supplementary Information
Note 1 - Budgetary - GAAP Reporting Reconciliation

Anastasia Mosquito Control District of St. Johns County
Notes to Supplementary Information
For the Year Ended September 30, 2023

NOTE 1. – BUDGETARY-GAAP REPORTING RECONCILIATION

The Statement of Revenue, Expenditures, and Changes in Fund Balance--Budget (Budgetary Basis) and Actual--General Fund, as shown in the required supplementary information, presents comparisons of the legally adopted budget with actual data on a budgetary basis. Because accounting principles applied for purposes of developing data on a budgetary basis differ from those used to present financial statements in conformity with generally accepted accounting principles (GAAP), a reconciliation of resultant basis, timing, perspective, and entity differences in the excess of revenue over expenditures for the year ended September 30, 2023 is presented below:

	<u>General Fund</u>
Excess of expenditures over revenues (Budgetary basis)	\$ (534,469)
To adjust expenditures for inventory	<u>\$ (48,793)</u>
Excess of Revenue over Expenditures (GAAP basis)	<u><u>\$ (583,262)</u></u>

Other Reports



INDEPENDENT AUDITORS' REPORT ON INTERNAL CONTROL OVER FINANCIAL REPORTING AND ON COMPLIANCE BASED ON AN AUDIT OF FINANCIAL STATEMENTS PERFORMED IN ACCORDANCE WITH *GOVERNMENT AUDITING STANDARDS*

To the Honorable Board of Commissioners
Anastasia Mosquito Control District of St. Johns County
St. Augustine, FL

We have audited, in accordance with auditing standards generally accepted in the United States of America and the standards applicable to financial audits contained in *Government Auditing Standards*, issued by the Comptroller General of the United States, the financial statements of the governmental activities of Anastasia Mosquito Control District of St. Johns County, as of and for the year ended September 30, 2023, and the related notes to the financial statements, which collectively comprise the District's basic financial statements as listed in the table of contents and have issued our report thereon dated April 22, 2024.

Report on Internal Control over Financial Reporting

In planning and performing our audit, we considered Anastasia Mosquito Control District of St. Johns County's internal control over financial reporting (internal control) To determine the audit procedures that are appropriate in the circumstances for the purpose of expressing our opinion on the financial statements, but not for the purpose of expressing an opinion on the effectiveness of the District's internal control over financial reporting. Accordingly, we do not express an opinion on the effectiveness of the District's internal control.

A *deficiency in internal control* exists when the design or operation of a control does not allow management or employees, in the normal course of performing their assigned functions, to prevent or detect misstatements on a timely basis. A *material weakness* is a deficiency, or a combination of deficiencies, in internal control such that there is a reasonable possibility that a material misstatement of the entity's financial statements will not be prevented or detected and corrected on a timely basis. A *significant deficiency* is a deficiency, or a combination of deficiencies, in internal control that is less severe than a material weakness, yet important enough to merit attention by those charged with governance.

Our consideration of the internal control over financial reporting was for the limited purpose described in the first paragraph of this section and was not designed to identify all deficiencies in the internal control over financial reporting that might be deficiencies, significant deficiencies, or material weakness. We did not identify any deficiencies in internal control over financial reporting that we consider to be material weaknesses, as defined above. However, material weaknesses may exist that have not been identified.


Report on Compliance and Other Matters

As part of obtaining reasonable assurance about whether Anastasia Mosquito Control District of St. Johns County's financial statements are free of material misstatement, we performed tests of its compliance with certain provisions of laws, regulations, contracts, and grant agreements, noncompliance with which could have a direct and material effect on the determination of financial statement amounts. However, providing an opinion on compliance with those provisions was not an objective of our audit, and accordingly, we do not express such an opinion. The results of our tests disclosed no instances of noncompliance that are required to be reported under *Government Auditing Standards*.

To the Honorable Board of Commissioners
Anastasia Mosquito Control District of St. Johns County
April 22, 2024
Page 2

Purpose of This Report

The purpose of this report is solely to describe the scope of our testing of internal control and compliance and the results of that testing, and not to provide an opinion on the effectiveness of the Districts' internal control or compliance. This report is an integral part of an audit performed in accordance with *Government Auditing Standards* in considering the District's internal control and compliance. Accordingly, this communication is not suitable for any other purpose.

Handwritten signatures of three individuals: Lombardo, Spradley, and Klein. The signatures are written in black ink and are somewhat stylized and overlapping.

Lombardo, Spradley & Klein, CPAs
Certified Public Accountants
April 22, 2024

Lombardo Spradley Klein

Certified Public Accountants

INDEPENDENT ACCOUNTANTS' REPORT ON COMPLIANCE WITH FLORIDA STATUTES 218.415 - INVESTMENTS OF PUBLIC FUNDS

To the Honorable Board of Commissioners
Anastasia Mosquito Control District of St. Johns County


We have examined the Anastasia Mosquito Control District of St. Johns County's (the District) compliance with Section 218.415, Florida Statutes during the fiscal year ended September 30, 2023. Management is responsible for the District's compliance with those requirements. Our responsibility is to express an opinion on the District's compliance based on our examination.

Our examination was conducted in accordance with attestation standards established by the American Institute of Certified Public Accountants. Those standards require that we plan and perform the examination to obtain reasonable assurance about whether the District complied, in all material respects, with the specified requirements listed above. An examination involves performing procedures to obtain evidence about whether the District complied with the specified requirements. The nature, timing, and extent of the procedures selected depend on our judgement, including an assessment of the risks of material noncompliance, whether due to fraud or error. We believe that our examination provides a reasonable basis for our opinion.

Our examination does not provide a legal determination on the District's compliance with specified requirements.

In our opinion, the Anastasia Mosquito Control District of St. Johns County complied, in all material respects, with the aforementioned requirements for the fiscal year ended September 30, 2023.

This report is intended solely for the information and use of the Florida Auditor General, the Board of Directors of the Anastasia Mosquito Control District of St. Johns County, and management, and is not intended to be and should not be used by anyone other than these specified parties.



Lombardo, Spradley & Klein, CPAs
April 22, 2024



**INDEPENDENT AUDITORS' MANAGEMENT LETTER REQUIRED
BY CHAPTER 10.550, RULES OF THE FLORIDA AUDITOR GENERAL**

To the Honorable Board of Commissioners
Anastasia Mosquito Control District of St. Johns County
Palm Coast, FL

Report on the Financial Statements

We have audited the financial statements of the governmental activities of Anastasia Mosquito Control District of St. Johns County, as of and for the year ended September 30, 2023, and have issued our report thereon dated April 22, 2024.

Auditor's Responsibility

We conducted our audit in accordance with auditing standards generally accepted in the United States of America and the standards applicable to financial audits contained in *Government Auditing Standards*, issued by the Comptroller General of the United States and Chapter 10.550 Rules of the Auditor General.

Other Reports and Schedules

We have issued our Independent Auditor's Report on Internal Control over Financial Reporting and Compliance and Other Matters Based on an Audit of the Financial Statements Performed in Accordance with *Government Auditing Standards*; and an Independent Accountant's Report on an examination conducted in accordance with *AICPA Professional Standards*, AT-C Section 315, regarding compliance requirements in accordance with Chapter 10.550, Rules of the Auditor General. Disclosures in those reports, which are dated April 22, 2024, should be considered in conjunction with this management letter.

Additionally, our audit was conducted in accordance with Chapter 10.550, Rules of the Auditor General, which governs the conduct of local governmental entity audits performed in the State of Florida. This letter includes the following information, which is not included in the aforementioned auditor's report.

Findings and Recommendations

None

Compliance

None

Other Comments

None

Status of Prior Year Findings – Significant Deficiencies

None

Other Matters Required By the Rules of the Auditor General

In accordance with the Rules of the Auditor General of the State of Florida, the following is noted:

Financial Condition and Management

Sections 10.554(1)(i)5.a. and 10.556(7) Rules of the Auditor General, require us to appropriate procedures and communicate results of our determination as to whether or not the District met one or more of the conditions described in Florida Statutes Section 218.503(1). In connection with our audit, we determined that the District did not meet any of the conditions described in Florida Statutes Section 218.503(1).

Pursuant to Sections 10.554(1)(i)5.a. and 10.556(8) Rules of the Auditor General, we applied financial condition assessment procedures for the District. It is management's responsibility to monitor the District's financial condition, and our financial condition assessment was based in part on representations made by management and the review of financial information provided by same.

Section 10.554(1)(i)2., Rules of the Auditor General, requires that we communicate any recommendations to improve financial management. In connection with our audit, we did not have any such recommendations.

Specific Information

As required by Section 218.39(3)(c), Florida Statutes, and Section 10.554(1)(i)6, Rules of the Auditor General, the Anastasia Mosquito Control District of St. Johns County reported:

- a. The total Number of district employees compensated in the last pay period of the district's fiscal year was 46.
- b. The total number of independent contractors to whom nonemployee compensation was paid in the last month of the district's fiscal year was 2.
- c. All compensation earned by or awarded to employees, whether paid or accrued, regardless of contingency was \$ 2,208,466.
- d. All compensation earned by or awarded to nonemployee independent contractors, whether paid or accrued, regardless of contingency as \$42,280 .
- e. Each construction project with a total cost of at least \$65,000 approved by the district that is scheduled to begin on or after October 1 of the fiscal year being reported, together with total expenditures for such project. This can be found in Note 12 on page 27 of the financial statements.
- f. The budget variance based on the budget adopted under Section 189.016(4), Florida Statutes, before the beginning of the fiscal year being reported if the district amends a final budget under Section 189.016(6) Florida Statutes, can be found on page 32 of the financial statements.

As required by Section 218.39(3)(c), Florida Statutes, and Section 10.554(1)(i)7, Rules of the Auditor General, the Anastasia Mosquito Control District of St. Johns County reported:

- a. The mileage rate imposed by the district as .1900 mills.
- b. The total amount of ad valorem taxes collected by or on behalf of the district as \$ 7,521,267.
- c. The district has no outstanding bonds.


To the Honorable Board of Commissioners
Anastasia Mosquito Control District of St. Johns County
April 22, 2024
Page 3

Additional Matters

Section 10.554(1)(i)3., Rules of the Auditor General. Requires us to communicate noncompliance with provisions of contracts or grant agreements, or abuse, that have occurred, or are likely to have occurred, that have an effect on the financial statements that is less than material but warrants attention to those charged with governance. In connection with our audit, we did not note any such findings.

Purpose of This Letter

Our management letter is intended solely for the information and use of the Legislative Auditing Committee members, members of the Florida Senate and the Florida House of Representatives, the Florida Auditor General, Federal and other granting agencies, the Florida Department of Agriculture, management, and the Board of Commissioners, and is not intended to be and should not be used by anyone other than those specified parties.

A large, stylized handwritten signature in black ink, appearing to read "Lombardo, Spradley & Klein, CPAs". The signature is highly cursive and loops around itself.

Lombardo, Spradley & Klein, CPAs
Certified Public Accountants
Daytona Beach, Florida

April 22, 2024