

**SOUTHEAST VOLUSIA HOSPITAL DISTRICT**

**FINANCIAL STATEMENTS**

**SEPTEMBER 30, 2021**

**SOUTHEAST VOLUSIA HOSPITAL DISTRICT  
TABLE OF CONTENTS  
SEPTEMBER 30, 2021**

**Financial Section**

Independent Auditors' Report.....	1 - 2
Management's Discussion and Analysis.....	3 - 6
Basic Financial Statements	
Government-wide Financial Statements	
Statement of Net Position.....	7
Statement of Activities.....	8
Fund Financial Statements	
Balance Sheet—Governmental Fund.....	9
Reconciliation of the Balance Sheet – Governmental Fund to the Statement of Net Position.....	10
Statement of Revenues, Expenditures and Changes in Fund Balance—Governmental Fund.....	11
Reconciliation of the Statement of Revenues, Expenditures and Changes in Fund Balance of Governmental Fund to the Statement of Activities.....	12
Statement of Net Position – Proprietary Fund.....	13
Statement of Revenues, Expenses and Changes in Net Position – Proprietary Fund.....	14
Statement of Cash Flows – Proprietary Fund.....	15
Statement of Fiduciary Net Position – Fiduciary Fund.....	16
Statement of Changes in Fiduciary Net Position – Fiduciary Fund.....	17
Notes to Financial Statements.....	18 - 38
Required Supplementary Information	
Schedule of Revenues, Expenditures and Changes in Fund Balance – Budget and Actual – General Fund.....	40
Schedule of Changes in Net Pension Liability and Related Ratios – Pension Plan of Bert First Medical Center, Inc. ....	41
Schedule of Contributions – Pension Plan of Bert First Medical Center, Inc. ....	42
Schedule of Investment Returns – Pension Plan of Bert First Medical Center, Inc. ....	43
Schedule of Proportionate Share of Net Pension Liability – FRS/HIS.....	44
Schedule of Contributions – FRS/HIS.....	45

**Compliance Section**

Independent Auditors' Report on Internal Control over Financial Reporting and on Compliance and Other Matters Based on an Audit of Financial Statements in Accordance with <i>Government Auditing Standards</i> .....	46 - 47
Independent Auditors' Management Letter Required by Chapter 10.550, Rules of the State of Florida Office of the Auditor General.....	48 - 50
Independent Accountants' Examination Report.....	51



## INDEPENDENT AUDITORS' REPORT

To the Board of Commissioners,  
Southeast Volusia Hospital District:

### **Report on the Financial Statements**

We have audited the accompanying financial statements of the governmental activities, the business-type activities, each major fund, and the aggregate remaining fund information of the Southeast Volusia Hospital District, (the District), as of and for the year ended September 30, 2021, and the related notes to the financial statements, which collectively comprise the District's basic financial statements as listed in the table of contents.

### ***Management's Responsibility for the Financial Statements***

The District's management is responsible for the preparation and fair presentation of these financial statements in accordance with accounting principles generally accepted in the United States of America; this includes the design, implementation, and maintenance of internal control relevant to the preparation and fair presentation of financial statements that are free from material misstatement, whether due to fraud or error.

### ***Auditors' Responsibility***

Our responsibility is to express opinions on these financial statements based on our audit. We conducted our audit in accordance with auditing standards generally accepted in the United States of America and the standards applicable to financial audits contained in *Government Auditing Standards*, issued by the Comptroller General of the United States. Those standards require that we plan and perform the audit to obtain reasonable assurance about whether the financial statements are free from material misstatement.

An audit involves performing procedures to obtain audit evidence about the amounts and disclosures in the financial statements. The procedures selected depend on the auditors' judgment, including the assessment of the risks of material misstatement of the financial statements, whether due to fraud or error. In making those risk assessments, the auditor considers internal control relevant to the entity's preparation and fair presentation of the financial statements in order to design audit procedures that are appropriate in the circumstances, but not for the purpose of expressing an opinion on the effectiveness of the entity's internal control. Accordingly, we express no such opinion. An audit also includes evaluating the appropriateness of accounting policies used and the reasonableness of significant accounting estimates made by management, as well as evaluating the overall presentation of the financial statements.

We believe that the audit evidence we have obtained is sufficient and appropriate to provide a basis for our audit opinions.

## ***Opinions***

In our opinion, the financial statements referred to above present fairly, in all material respects, the respective financial position of the governmental activities, the business-type activities, each major fund, and the fiduciary fund of Southeast Volusia Hospital District as of September 30, 2021, and the respective changes in financial position and, where applicable, cash flows thereof for the year then ended in accordance with accounting principles generally accepted in the United States of America.

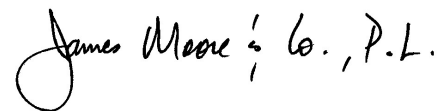
## **Other Matters**

### *Required Supplementary Information*

Accounting principles generally accepted in the United States of America require that the management's discussion and analysis and required supplementary information, as listed in the table of contents, be presented to supplement the basic financial statements. Such information, although not a part of the basic financial statements, is required by the Governmental Accounting Standards Board, who considers it to be an essential part of financial reporting for placing the basic financial statements in an appropriate operational, economic, or historical context. We have applied certain limited procedures to the required supplementary information in accordance with auditing standards generally accepted in the United States of America, which consisted of inquiries of management about the methods of preparing the information and comparing the information for consistency with management's responses to our inquiries, the basic financial statements, and other knowledge we obtained during our audit of the basic financial statements. We do not express an opinion or provide any assurance on the information because the limited procedures do not provide us with sufficient evidence to express an opinion or provide any assurance.

### **Other Reporting Required by *Government Auditing Standards***

In accordance with *Government Auditing Standards*, we have also issued our report dated January 25, 2022, on our consideration of the District's internal control over financial reporting and on our tests of its compliance with certain provisions of laws, regulations, contracts, and grant agreements and other matters. The purpose of that report is to describe the scope of our testing of internal control over financial reporting and compliance and the results of that testing, and not to provide an opinion on the internal control over financial reporting or on compliance. That report is an integral part of an audit performed in accordance with *Government Auditing Standards* in considering the District's internal control over financial reporting and compliance.

A handwritten signature in black ink that reads "James Moore & Co., P.L." The signature is written in a cursive style with a large initial 'J'.

Daytona Beach, Florida  
January 25, 2022

**SOUTHEAST VOLUSIA HOSPITAL DISTRICT  
MANAGEMENT'S DISCUSSION AND ANALYSIS (UNAUDITED)  
SEPTEMBER 30, 2021**

This section of the Southeast Volusia Hospital District's (the District) annual financial report presents management's discussion and analysis of the District's financial performance during the year ended September 30, 2021. The purpose is to provide an overview of the financial activities of the District based on currently known facts and conditions. Please read it in conjunction with the District's financial statements, which follow this section.

**Using this annual report:** This annual report consists of three parts—management's discussion and analysis, the basic financial statements and supplementary schedules.

### **Overview of the Financial Statements**

The discussion and analysis provided here are intended to serve as an introduction to the District's basic financial statements. The classification of activities and funds have changed from our previous reporting. The District's basic financial statements consist of three components:

1) government-wide financial statements, 2) fund financial statements, and 3) the notes to the financial statements. These financial statements and related notes provide information about the activities of the District, including resources held by the District but restricted for specific purposes by contributors, grantors or enabling legislation. This report also includes supplementary information intended to furnish additional detail to support the basic financial statements themselves.

### **Government-Wide Financial Statements**

The government-wide financial statements are designed to provide the readers with a broad overview of the District's finances, in a manner similar to a private sector business.

The statement of net position presents financial information on all of the District's assets, liabilities and deferred inflows/outflows with the difference reported as net position. Over time, increases or decreases in net position may serve as a useful indicator of whether the financial assets of the District is improving or deteriorating.

The statement of activities presents information showing how the District's net position has changed during the most recent fiscal year. All changes in net position are reported as soon as the underlying event giving rise to the change occurs, regardless of the timing of related cash flows. Thus, revenues and expenses are reported for some items that will only result in cash flows in future fiscal periods (e.g., uncollected taxes and earned but unused vacation leave).

Both of the government-wide financial statements distinguish functions of the District that are principally supported by taxes and intergovernmental revenue (governmental activities) from other functions that are intended to recover all or a significant portion of their costs through user fees and charges (business-type activities). The governmental activities of the District include general government and health care services. The business-type activities include health care services.

The government-wide financial statements include not only the District itself (known as the primary government, but also a legally separate entity (Bert Fish Medical Center Inc.) known as a blended component unit, for which the District is financially accountable. Financial information for the component unit is blended with the financial information presented for the government itself.

The government-wide financial statements can be found on pages 7 and 8 of this report.

**SOUTHEAST VOLUSIA HOSPITAL DISTRICT  
MANAGEMENT'S DISCUSSION AND ANALYSIS (UNAUDITED)  
SEPTEMBER 30, 2021  
(CONTINUED)**

**Fund Financial Statements**

A fund is a grouping of related accounts that is used to maintain control over resources that have been segregated for specific activities or objectives. The District uses fund accounting to ensure and demonstrate compliance with financial-related legal requirements.

**Government Funds.** Governmental funds are used to account for essentially the same functions reported as governmental activities in the government-wide financial statements. However, unlike the government-wide financial statements, governmental fund financial statements focus on near-term inflows and outflows of spendable resources, as well as balances of spendable resources available at the end of the fiscal year. Such information may be useful in evaluating a government's "near-term" financing requirements.

Because the focus of governmental funds is narrower than that of government-wide financial statements, it is useful to compare the information presented for governmental funds with similar information presented for governmental activities in the government-wide financial statements. By doing so, readers may better understand the long-term impact of the government's near-term financing decisions. Both the governmental fund balance sheet and the governmental fund statement of revenues, expenditures, and change in fund balances provide a reconciliation to facilitate this comparison between governmental funds and governmental activities. Those reconciliations can be found on pages 10 and 12.

The District maintains one (1) individual governmental fund and it is considered a major fund.

The District adopts an annual appropriated budget for its general fund. A budgetary comparison statement has been provided on page 40 for the general fund to demonstrate compliance with this budget.

The basic governmental fund financial statements can be found on pages 9 and 11 of this report.

**Proprietary Funds.** The District maintains one (1) proprietary fund. The Bert Fish Medical Center Fund, an enterprise fund, is used to report the same functions presented in the business-type activities of the government-wide financial statements.

**Fiduciary Funds.** The Pension Trust Fund (Pension Trust), a fiduciary fund, is used to account for net position held in trust for the pension benefits of employees of the Medical Center under a defined benefit pension plan (see Note 6B). The Pension Trust is presented separately in the fiduciary fund financial statements. These assets are presented at fair value.

**Notes to the Financial Statements**

The notes provide additional information that is necessary to acquire a full understanding of the data provided in the government-wide and fund financial statements. The notes to the financial statements can be found on pages 18 - 39 of this report.

**Required Supplementary Information**

In addition to the basic financial statements and accompanying notes, this report also presents required supplementary information concerning the District's process in funding its obligation to provide certain pension benefits and other post-employment benefits to its employees and former employees. Required supplementary information can be found on pages 40 - 45 of this report.

**SOUTHEAST VOLUSIA HOSPITAL DISTRICT  
MANAGEMENT'S DISCUSSION AND ANALYSIS (UNAUDITED)  
SEPTEMBER 30, 2021  
(CONTINUED)**

**Financial Highlights**

On April 1, 2016, the District and Bert Fish Medical Center, Inc. (the Medical Center) entered into agreements with Adventist Health Systems Sunbelt Healthcare Corporation (AHS) and Southeast Volusia Healthcare Corporation (SVHC) to lease, transfer and sell substantially all of the assets of the District and the Medical Center (Transaction). Additional details regarding the Transaction can be found in Note 2 of the accompanying financial statements. The financial highlights for 2021 are an indicator of how the Transaction impacted the District.

**Net Position**

The District's combined net position totaled \$34,493,782 at the close of the 2021 fiscal year.

Net position of the District's Governmental Activities increased by \$3,039,880. The District budgeted for a \$1,705,965 increase for the fiscal year (See Budget to Actual-General Fund Schedule). The increase was a result of revenues, particularly investment income, being higher than expected and government expenditures, such as investment management fees, being lower than expected.

Net position of the District's Business-Type Activities increased by \$3,738,030 as a result of investment income, pension plan actuarial gains, and lower than expected operating expenses.

**Governmental Activities**

Total revenue for the District's governmental activities was \$10,592,326 which included \$8,963,368 of ad-valorem taxes and \$1,617,766 of investment earnings. Governmental activities expenses totaled \$7,552,446 and included \$6,905,799 for healthcare services.

**Business-Type Activities**

Total revenue for the District's business-type activities was \$2,801,903. These revenues were primarily related to the recognition of lease interest revenue resulting from the Transaction, and investment earnings. Business-type expenses totaled \$(936,127) which primarily related to actuarial gains from the Pension Plan described in Note 6(b) and services provided to wind down the operations of the Medical Center.

**Financial Analysis of Government Funds**

The focus of the District's governmental funds is to provide information on near-term inflows, outflows and balances of spendable resources. Unassigned fund balance may serve as a useful measure of the District's net resources available for discretionary use as they represent the portion of fund balance which has not yet been limited to use for a particular purpose by either an external party, the District itself, or a group or individual that has been delegated authority to assign resources for use for particular purposes.

At September 30, 2021, the District's governmental fund reported a fund balances of \$11,100,558. \$10,939,808 of the fund balance is considered unassigned.

**Proprietary Funds.** The District's proprietary fund provides the same type of information found in the government-wide financial statements, but in more detail.

**SOUTHEAST VOLUSIA HOSPITAL DISTRICT  
MANAGEMENT'S DISCUSSION AND ANALYSIS (UNAUDITED)  
SEPTEMBER 30, 2021  
(CONTINUED)**

Total net position of the Bert Fish Medical Center fund as September 30, 2021 was \$23,595,614. This includes assets of \$30,038,948, deferred inflows of resources of 954,181, and liabilities of \$5,489,153.

***Budget Variances – General Fund.*** During fiscal year 2021, the District anticipated the General Fund balance to increase by \$1,705,965. The following is a summary of significant budget variances that occurred.

The District received \$170,384 more in ad-valorem tax revenues than budgeted. Investment and other income exceeded budget by \$1,082,651. The increase was primarily the result of higher than expected investment income. The District's general government expenditures were \$46,144 less than budgeted as a result of lower than expected investment management fees. The District's healthcare services expenditures were lower than budget. This variance resulted from a delay in the start of healthcare services to one of the organizations which the District provides financial support to.

The Schedule of Revenues, Expenditures and Changes in Fund Balances – General Fund – Budget and Actual can be found on page 40.

**Requests for Information**

This financial report is intended to provide our citizens, customers and creditors with a general overview of the District's finances and to demonstrate the District's accountability for the tax funding it receives. If you have any questions regarding this report or need additional information, contact the District's Finance Department at Southeast Volusia Hospital District, Attention: Chief Financial Officer, P.O. Box 909, New Smyrna Beach, Florida 32170.



**SOUTHEAST VOLUSIA HOSPITAL DISTRICT  
STATEMENT OF NET POSITION  
SEPTEMBER 30, 2021**

	<u>Governmental Activities</u>	<u>Business-type Activities</u>	<u>Total</u>
<b>ASSETS</b>			
Cash and cash equivalents	\$ 261,947	\$ 509,320	\$ 771,267
Investments	11,079,450	14,808,772	25,888,222
Internal balances	35	(35)	-
Other receivables	16,120	190	16,310
Prepaid expenses and other current assets	160,750	8,095	168,845
Capital assets:			
Depreciable, net	765	-	765
Net pension asset	-	14,712,606	14,712,606
Total assets	<u>\$ 11,519,067</u>	<u>\$ 30,038,948</u>	<u>\$ 41,558,015</u>
<b>DEFERRED OUTFLOWS OF RESOURCES</b>			
Deferred outflows related to pensions	<u>\$ 73,333</u>	<u>\$ -</u>	<u>\$ 73,333</u>
<b>LIABILITIES</b>			
Accounts payable	\$ 2,387	\$ 1,184	\$ 3,571
Accrued expenses	180,121	63,153	243,274
Due to other governments	17,266	-	17,266
Unearned revenue	217,970	5,320,211	5,538,181
Estimated third-party payor settlements	-	104,605	104,605
Noncurrent liabilities:			
Due in more than one year:			
Compensated absences	52,119	-	52,119
Net pension liability	102,931	-	102,931
Total liabilities	<u>\$ 572,794</u>	<u>\$ 5,489,153</u>	<u>\$ 6,061,947</u>
<b>DEFERRED INFLOWS OF RESOURCES</b>			
Deferred inflows related to pensions	<u>\$ 121,438</u>	<u>\$ 954,181</u>	<u>\$ 1,075,619</u>
<b>NET POSITION</b>			
Net investment in capital assets	\$ 765	\$ -	\$ 765
Restricted for:			
Pension	-	13,758,425	13,758,425
Unrestricted	10,897,403	9,837,189	20,734,592
Total net position	<u>\$ 10,898,168</u>	<u>\$ 23,595,614</u>	<u>\$ 34,493,782</u>

The accompanying notes to financial statements are an integral part of this statement.

**SOUTHEAST VOLUSIA HOSPITAL DISTRICT  
STATEMENT OF ACTIVITIES  
FOR THE YEAR ENDED SEPTEMBER 30, 2021**

<u>Functions/Programs</u>	<u>Program Revenues - Charges for Services</u>			<u>Net (Expense) Revenue and Changes in Net Position</u>		
	<u>Expenses</u>	<u>Net Patient Service Revenue</u>	<u>Lease and Other Revenue</u>	<u>Governmental Activities</u>	<u>Business-type Activities</u>	<u>Total</u>
Governmental activities:						
General government	\$ 646,647	\$ -	11,192	\$ (635,455)	\$ -	\$ (635,455)
Healthcare services	6,905,799	-	-	(6,905,799)	-	(6,905,799)
Total governmental activities	<u>7,552,446</u>	<u>-</u>	<u>11,192</u>	<u>(7,541,254)</u>	<u>-</u>	<u>(7,541,254)</u>
Business-type activities:						
Bert Fish Medical Center	(936,127)	247,965	280,761	-	1,464,853	1,464,853
Total business-type activities	<u>(936,127)</u>	<u>247,965</u>	<u>280,761</u>	<u>-</u>	<u>1,464,853</u>	<u>1,464,853</u>
Total primary government	<u>\$ 6,616,319</u>	<u>\$ 247,965</u>	<u>\$ 291,953</u>	<u>(7,541,254)</u>	<u>1,464,853</u>	<u>(6,076,401)</u>
General revenues:						
Property taxes				8,963,368	-	8,963,368
Investment earnings (loss)				1,617,766	2,273,177	3,890,943
Total general revenues				<u>10,581,134</u>	<u>2,273,177</u>	<u>12,854,311</u>
Change in net position				3,039,880	3,738,030	6,777,910
Net position - beginning				7,858,288	19,857,584	27,715,872
Net position - ending				<u>\$ 10,898,168</u>	<u>\$ 23,595,614</u>	<u>\$ 34,493,782</u>

The accompanying notes to financial statements are an integral part of this statement.

**SOUTHEAST VOLUSIA HOSPITAL DISTRICT  
BALANCE SHEET  
GOVERNMENTAL FUND  
SEPTEMBER 30, 2021**

	<b>General</b>
<b>ASSETS</b>	
Cash and cash equivalents	\$ 261,947
Investments	11,079,450
Other receivables	16,120
Due from other funds	35
Prepaid items	160,750
Total assets	<b>\$ 11,518,302</b>
<b>LIABILITIES</b>	
Accounts payable	\$ 2,387
Accrued expenditures	180,121
Due to other governments	17,266
Unearned revenue	217,970
Total liabilities	<b>417,744</b>
<b>FUND BALANCES</b>	
Nonspendable:	
Prepaid items	160,750
Unassigned	10,939,808
Total fund balances	<b>11,100,558</b>
<b>Total liabilities and fund balances</b>	<b>\$ 11,518,302</b>

The accompanying notes to financial statements are an integral part of this statement.

**SOUTHEAST VOLUSIA HOSPITAL DISTRICT  
RECONCILIATION OF THE BALANCE SHEET OF GOVERNMENTAL FUND  
TO THE STATEMENT OF NET POSITION  
SEPTEMBER 30, 2021**

<b>Fund balance - governmental fund</b>		\$ 11,100,558
Amounts reported for governmental activities in the statement of net position are different because:		
Capital assets used in governmental activities are not financial resources and, therefore, are not reported in the fund		
Total governmental capital assets	6,474	
Less: accumulated depreciation	<u>(5,709)</u>	765
On the governmental fund statement, a net pension liability is not recorded until an amount is due and payable for payment of those benefits. On the Statement of Net Position, the District's net pension liability of the FRS plan is reported as a noncurrent liability. Additionally, deferred outflows and deferred inflows related to pensions are also reported.		
Net pension liability	(102,931)	
Deferred outflows related to pensions	73,333	
Deferred inflows related to pensions	<u>(121,438)</u>	(151,036)
Long-term liabilities are not due and payable in the current period and, therefore, are not reported in the funds. These long-term liabilities consist of the following:		
Compensated absences		(52,119)
<b>Net position of governmental activities</b>		<u><u>\$ 10,898,168</u></u>

The accompanying notes to financial statements are an integral part of this statement.

**SOUTHEAST VOLUSIA HOSPITAL DISTRICT  
STATEMENT OF REVENUES, EXPENDITURES AND CHANGES IN FUND BALANCE  
GOVERNMENTAL FUND  
FOR THE YEAR ENDED SEPTEMBER 30, 2021**

	<b>General</b>
<b>Revenues</b>	
Ad valorem taxes	\$ 8,963,368
Investment and other income	1,617,780
Building/property lease revenue	11,178
Total revenues	10,592,326
<b>Expenditures</b>	
General government	636,639
Healthcare services	6,905,799
Total expenditures	7,542,438
<b>Net change in fund balance</b>	<b>3,049,888</b>
<b>Fund balance, beginning of year</b>	8,050,670
<b>Fund balance, end of year</b>	<b>\$ 11,100,558</b>

The accompanying notes to financial statements are an integral part of this statement.

**SOUTHEAST VOLUSIA HOSPITAL DISTRICT  
RECONCILIATION OF THE STATEMENT OF REVENUES, EXPENDITURES,  
AND CHANGES IN FUND BALANCE OF GOVERNMENTAL FUND  
TO THE STATEMENT OF ACTIVITIES  
FOR THE YEAR ENDED SEPTEMBER 30, 2021**

<b>Net change in fund balance - governmental fund</b>	<b>\$ 3,049,888</b>
Differences in amounts reported for governmental activities in the statement of activities are:	
Governmental fund reports capital outlays as expenditures. However, in the statement of activities, the cost of those assets is depreciated over their estimated useful lives.	
Depreciation expense	(1,409)
Governmental fund reports contributions to defined benefit pension plans as expenditures. However, in the statement of activities, the amount contributed to defined benefit pension plans reduces future net pension liability. Also included in pension expense in the Statement of Activities are amounts required to be amortized.	
Change in net pension liability and deferred inflows/outflows related to pensions	4,401
Under the modified accrual basis of accounting used in the governmental fund, expenditures are not recognized for transactions that are not normally paid with expendable available financial resources. In the statement of activities, however, which is presented on the accrual basis, expenses and liabilities are reported regardless of when financial resources are available. These adjustments are as follows:	
Change in compensated absences liability	(13,000)
<b>Change in net position of governmental activities</b>	<b>\$ 3,039,880</b>

The accompanying notes to financial statements are an integral part of this statement.

**SOUTHEAST VOLUSIA HOSPITAL DISTRICT  
STATEMENT OF NET POSITION  
PROPRIETARY FUND  
SEPTEMBER 30, 2021**

	<u><b>Bert Fish Medical Center</b></u>
<b>ASSETS</b>	
Current assets:	
Cash and cash equivalents	\$ 509,320
Investments	14,808,772
Other receivables	190
Prepaid items	8,095
Total current assets	<u>15,326,377</u>
Noncurrent assets:	
Net pension asset	14,712,606
Total assets	<u><u>\$ 30,038,983</u></u>
<b>LIABILITIES</b>	
Current liabilities:	
Accounts payable	\$ 1,184
Accrued expenses	63,153
Due to other funds	35
Unearned revenue	5,320,211
Estimated third-party payor settlements	104,605
Total liabilities	<u><u>\$ 5,489,188</u></u>
<b>DEFERRED INFLOWS OF RESOURCES</b>	
Deferred inflows related to pension	<u><u>\$ 954,181</u></u>
<b>NET POSITION</b>	
Restricted for:	
Pension	\$ 13,758,425
Unrestricted	9,837,189
Total net position	<u><u>\$ 23,595,614</u></u>

The accompanying notes to financial statements are an integral part of this statement.

**SOUTHEAST VOLUSIA HOSPITAL DISTRICT  
STATEMENT OF REVENUES, EXPENSES, AND CHANGES IN NET POSITION  
PROPRIETARY FUND  
FOR THE YEAR ENDED SEPTEMBER 30, 2021**

	<u><b>Bert Fish Medical Center</b></u>
<b>Operating revenues</b>	
Net patient service revenues	\$ 247,965
Lease and other operating revenues, net	280,761
Total operating revenues	<u>528,726</u>
<b>Operating expenses</b>	
General government	60,513
Pension expense	(990,090)
Self insurance expense	(6,550)
Total operating expenses	<u>(936,127)</u>
<b>Operating income (loss)</b>	<u>1,464,853</u>
<b>Nonoperating revenues (expenses)</b>	
Investment earnings	2,273,177
<b>Change in net position</b>	<u>3,738,030</u>
<b>Net position</b> , beginning of year	19,857,584
<b>Net position</b> , end of year	<u><u>\$ 23,595,614</u></u>

The accompanying notes to financial statements are an integral part of this statement.



**SOUTHEAST VOLUSIA HOSPITAL DISTRICT  
STATEMENT OF CASH FLOWS  
PROPRIETARY FUND  
FOR THE YEAR ENDED SEPTEMBER 30, 2021**

	<u><b>Bert Fish Medical Center</b></u>
<b>Cash flows from operating activities</b>	
Cash received from third-party payers and patients	\$ 489,399
Cash paid to vendors and others	(434,428)
Health insurance subsidies	(37,182)
Net cash provided by (used in) operating activities	<u>17,789</u>
<b>Cash flows from noncapital financing activities</b>	
Interfund loans	35
<b>Cash flows from investing activities</b>	
Purchases of investments	(708,066)
<b>Net change in cash and cash equivalents</b>	<u>(690,242)</u>
<b>Cash and cash equivalents, beginning of year</b>	1,199,562
<b>Cash and cash equivalents, end of year</b>	<u><u>\$ 509,320</u></u>
<b>Reconciliation of operating income (loss) to net cash provided by (used in) operating activities:</b>	
Operating income (loss)	\$ 1,464,853
Adjustments to reconcile net operating income to net cash provided by (used in) operating activities:	
Changes in assets and liabilities:	
Accounts and other receivables	233,505
Inventories and prepaids	(7,179)
Net pension asset	(1,026,861)
Accrued expenses	(269,107)
Estimated third-party payor settlements	(59,653)
Unearned revenue	(272,832)
Self-insurance liability	(44,937)
Net cash provided by (used in) operating activities	<u><u>\$ 17,789</u></u>
<b>Non-cash investing, capital, and financing activities:</b>	
Change in fair value of the District's investments	<u><u>\$ 2,273,177</u></u>

The accompanying notes to financial statements are an integral part of this statement.

**SOUTHEAST VOLUSIA HOSPITAL DISTRICT  
STATEMENT OF FIDUCIARY NET POSITION  
FIDUCIARY FUND  
SEPTEMBER 30, 2021**

	<u><b>Bert Fish Medical Center Pension Trust Fund</b></u>
<b>ASSETS</b>	
Cash and cash equivalents with trustee	\$ 359,483
Prepaid benefit payments	<u>201,486</u>
Investments, at fair value	
Money market funds	187,805
Equities	31,317,771
Fixed income	19,239,179
Accrued dividends	19,012
Total investments	<u>50,763,767</u>
Total assets	<u><u>\$ 51,324,736</u></u>
<b>LIABILITIES</b>	
Accrued expenses	<u><u>\$ 28,588</u></u>
<b>NET POSITION</b>	
Restricted for pensions	<u><u>\$ 51,296,148</u></u>

The accompanying notes to financial statements are an integral part of this statement.

**SOUTHEAST VOLUSIA HOSPITAL DISTRICT  
STATEMENT OF CHANGES IN FIDUCIARY NET POSITION  
FIDUCIARY FUND  
FOR THE YEAR ENDED SEPTEMBER 30, 2021**

	<u><b>Bert Fish Medical Center Pension Trust Fund</b></u>
<b>Additions</b>	
Investment earnings:	
Interest, dividends, and changes in fair value, net of fees	\$ 7,562,944
Other income	47
Net investment income (loss)	<u>7,562,991</u>
 Total additions	 <u>7,562,991</u>
<b>Deductions</b>	
Benefit payments	2,582,003
Administrative expenses	37,574
Total deductions	<u>2,619,577</u>
 <b>Change in net position</b>	 <u>4,943,414</u>
 <b>Net position</b> , beginning of year	 46,352,734
 <b>Net position</b> , end of year	 <u><u>\$ 51,296,148</u></u>

The accompanying notes to financial statements are an integral part of this statement.

**SOUTHEAST VOLUSIA HOSPITAL DISTRICT**  
**NOTES TO FINANCIAL STATEMENTS**  
**SEPTEMBER 30, 2021**

**(1) Summary of Significant Accounting Policies:**

The financial statements of the Southeast Volusia Hospital District (the District), have been prepared in accordance with accounting principles generally accepted in the United States of America as appropriate for a special purpose entity engaged in governmental, business type and fiduciary type activities. The government-wide, proprietary fund and fiduciary fund financial statements of the District have been prepared using the economic resources measurement focus and the accrual basis of accounting. Under this method, revenues are recognized when earned and expenses are recognized when they are incurred. The Governmental Accounting Standards Board (GASB) is the accepted body for promulgating governmental accounting and financial reporting principles. The following is a summary of the District's significant accounting policies:

(a) **Reporting entity**—The Southeast Volusia Hospital District (the District) is a political subdivision of the State of Florida and provides a source of funding for medically needy residents as well as comprehensive planning, funding and coordination of general health care in Volusia County. The District is a special taxing authority created by Chapter 24961, Laws of Florida, Special Act of 1947, as amended.

Bert Fish Medical Center, Inc. (the Medical Center) was originally established for the purposes of operating an acute-care hospital and other related facilities owned by the District. The Medical Center has the same governing board as the District, which is responsible for overseeing the operations of the Medical Center. The entity is reported as a blended component unit because the organization's governing body is substantially the same as the governing body of the District and management has operational responsibility. The Medical Center is the sponsor of a single-employer defined benefit pension plan, which is reported as a fiduciary fund.

The accompanying financial statements present the financial position, results of operations, and cash flows of the applicable funds governed by the Commission of the District, the reporting entity of government for which the District Commission is considered to be financially accountable. In evaluating the District as a reporting entity, management has addressed all potential component units that may or may not fall within the District's oversight and control, and thus, be included in the District's financial statements. No such entities or component units have been identified.

(b) **Government-wide and fund financial statements**—The basic financial statements include both government-wide (based on the District as a whole) and fund financial statements. Both the government-wide and fund financial statements (within the basic financial statements) categorize primary activities as either governmental or business type. In the government-wide statement of net position, both the governmental and business-type activities columns are presented on a consolidated basis and are reflected, on a full accrual, economic resource basis, which incorporates long term assets and receivables as well as long term debt and obligations.

The government-wide statement of activities reflects both the gross and net costs per functional category (general government, healthcare services, etc.), which are otherwise being supported by general revenues (property taxes, investment revenues, etc.). The statement of activities reduces gross expenses (including depreciation) by the related program revenues, charges for services, and other income. The program revenues must be directly associated with the function or a business-type activity.

**SOUTHEAST VOLUSIA HOSPITAL DISTRICT**  
**NOTES TO FINANCIAL STATEMENTS**  
**SEPTEMBER 30, 2021**

(1) **Summary of Significant Accounting Policies:** (Continued)

The net cost (by function or business-type activity) is normally covered by general revenue (property taxes, investment revenue, etc.). This government-wide focus is more on the sustainability of the District as an entity and the change in aggregate financial position resulting from the activities of the fiscal period. The fund financial statements emphasize the major funds in either the governmental or business-type categories.

The governmental fund's major fund statements in the fund financial statements are presented on a current financial resource and modified accrual basis of accounting. This is the manner in which this fund is normally budgeted. This presentation is deemed most appropriate to demonstrate legal compliance and demonstrate how the District's actual experience conforms to the budgeted fiscal plan. Since the governmental fund statements are presented on a different measurement focus and basis of accounting than the government-wide statements' governmental column, a reconciliation is presented on the page following the Governmental Fund – Balance Sheet and the Governmental Fund – Statement of Revenues, Expenditures, and Changes in Fund Balance, which briefly explains the adjustment necessary to transform the fund based financial statements into the governmental column of the government-wide presentation.

The District's fiduciary fund is presented in the fund financial statements by type (pension). Since, by definition, these assets are being held for the benefit of a third party (other local governments, private parties, pension participants, etc.) and cannot be used to address activities or obligations of the government, these funds are not incorporated into the government-wide statements.

As a general rule, the effect of interfund District activities has been eliminated from the government-wide financial statements.

(c) **Measurement focus and basis of accounting**—The government-wide financial statements are reported using the *economic resources measurement focus* and the *accrual basis of accounting*, as are the proprietary fund and fiduciary fund financial statements. Revenues are recorded when earned and expenses are recorded when a liability is incurred, regardless of the timing of related cash flows. Property taxes are recognized as revenues in the year for which they are levied.

Governmental fund financial statements are reported using *the current financial resources measurement focus* and the *modified accrual basis of accounting*. Revenues are recognized as soon as they are both measurable and available. Revenues are considered to be available when they are collectible within the current period or soon enough thereafter to pay liabilities of the current period. For this purpose, the government considers revenues to be available if they are collected within 60 days of the end of the current fiscal period.

Expenditures generally are recorded when a liability is incurred, as under accrual accounting. However, expenditures related to compensated absences and pensions are recorded only when payment is due.

Taxes, investment revenue, and charges for services associated with the current fiscal period are all considered to be susceptible to accrual and so have been recognized as revenues of the current fiscal period. All other revenue items are considered to be measurable and available only when cash is received by the government.

**SOUTHEAST VOLUSIA HOSPITAL DISTRICT**  
**NOTES TO FINANCIAL STATEMENTS**  
**SEPTEMBER 30, 2021**

(1) **Summary of Significant Accounting Policies:** (Continued)

(d) **Financial statement presentation**—The financial transactions of the District are recorded in individual funds. Each fund is accounted for by providing a separate set of self-balancing accounts that comprises its assets, deferred outflows, liabilities, deferred inflows, fund equity, revenues and expenditures/expenses. The various funds are reported by generic classification within the financial statements.

The GASB Codification sets forth minimum criteria (percentage of the assets, liabilities, revenues or expenditures/expenses of either fund category or the governmental and enterprise combined) for the determination of major funds.

The District reports the following major governmental fund:

The **General Fund** accounts for all financial transactions not accounted for in other funds. The majority of current operating expenditures of the District other than proprietary fund activities are financed through revenues received by the General Fund.

The District reports the following major proprietary fund:

The **Bert Fish Medical Center Fund** was established to account for the revenues and expenses associated with the healthcare services provided to the residents. It is also the sponsor of a single-employer defined benefit pension plan. The transactions reported relate to both the administration of the pension plan, and the winding down of the Medical Center activity after the lease/sale of its facility and operations, which is described in Note (3).

Additionally, the District reports the following fiduciary fund:

The **Pension Trust Fund** (Pension Trust) is used to account for net position held in trust for the pension benefits of eligible former employees of the Medical Center under a defined benefit pension plan. The Pension Trust is presented separately in the fiduciary fund financial statements.

(e) **Budgets and budgetary accounting**—The Board of Commissioners of the District adopts an annual operating budget for the General Fund, which is prepared on a modified accrual basis and can be amended by the Board throughout the year. At the fund level, actual expenditures cannot exceed the budgeted amounts; however, with proper approval by the Board, budgetary transfers between line items can be made. The accompanying budgeted financial statements for the General Fund reflect the final budget authorization amounts, including all amendments.

(f) **Property tax calendar**—Property tax revenues are recognized when levied, to the extent that they result in current receivables. Details of the property tax calendar are presented below:

Lien date	January 1
Levy date	October 1
Discount periods	November – February
No discount period	March
Delinquent date	April 1

(g) **Deposits and investments**—The District's cash and cash equivalents are considered to be cash on hand, demand deposits, and short-term investments with original maturities of three months or less from the date of acquisition. Investments are recorded at fair value. Accordingly, the change in fair value of investments is recognized as an increase or decrease to investment assets and investment income.

**SOUTHEAST VOLUSIA HOSPITAL DISTRICT  
NOTES TO FINANCIAL STATEMENTS  
SEPTEMBER 30, 2021**

(1) **Summary of Significant Accounting Policies:** (Continued)

(h) **Receivables and payables**—Activity between funds that are representative of lending/borrowing arrangements outstanding at the end of the fiscal year are referred to as either “due to/from other funds” (i.e., the current portion of interfund loans) or “advances to/from other funds” (i.e., the non-current portion of interfund loans). All other outstanding balances between funds are reported as “due to/from other funds.” Any residual balances outstanding between the governmental activities and business-type activities are reported in the government-wide financial statements as “internal balances.”

All trade and property tax receivables are reported net of an allowance for uncollectible accounts, which is based upon management's analysis of historical trends.

(i) **Capital assets**—Capital assets are defined by the District as assets with an initial individual cost of \$500 or more and an estimated useful life of more than one year. Such assets are recorded at historical cost, if purchased or constructed. Contributed assets, including donations are recorded at acquisition value as of the date received. Additions, improvements and other capital outlays that significantly extend the useful life of an asset are only capitalized if they meet the dollar threshold above for capitalization. Maintenance and repairs of capital assets are charged to operating expenses.

Depreciation is reported for the primary government using the straight-line method calculated on a service-life basis to amortize the cost of the asset over their estimated economic useful lives, which are as follows:

Assets	Years
Equipment	3 – 15 years

(j) **Compensated absences**—District policy permits employees to accumulate a limited amount of earned, but unused personal leave, up to a maximum of 480 hours. This benefits is payable to employees upon separation from service and employees may cash in accrued personal leave hours over forty at each fiscal year end. All leave pay is accrued when incurred in the government-wide and proprietary fund financial statements, as applicable. A liability for these amounts is reported in accordance with the GASB Codification. Such liability will be liquidated by the general fund as it becomes due and is considered current due to the amounts not being significant.

(k) **Long-term obligations**—In the government-wide financial statements and proprietary fund financial statements, long-term obligations are reported as liabilities in the applicable governmental activities, business-type activities, or proprietary fund type statement of net position.

(l) **Deferred outflows/inflows of resources**—In addition to assets, the statement of financial position will, if required, report a separate section for deferred outflows of resources. This separate financial statement element, deferred outflows of resources, represents a consumption of net position that applies to a future period(s) and so will not be recognized as an outflow of resources (expense/expenditure) until then. Currently, the only item in this category consisted of deferred amounts related to pension, as discussed further in Note (6).

In addition to liabilities, the statement of financial position will sometimes report a separate section for deferred inflows of resources. This separate financial statement element, deferred inflows of resources, represents an acquisition of net position or fund balance that applies to future period(s) and so will not be recognized as an inflow of resources (revenue) until that time. Currently, the only item in this category consisted of deferred amounts related to pension, as discussed further in Note (6).

**SOUTHEAST VOLUSIA HOSPITAL DISTRICT  
NOTES TO FINANCIAL STATEMENTS  
SEPTEMBER 30, 2021**

(1) **Summary of Significant Accounting Policies:** (Continued)

(m) **Fund equity**—In the fund financial statements, governmental funds report fund balance classifications that comprise a hierarchy based primarily on the extent to which the District is bound to honor constraints on the specific purposes for which amounts in those funds can be spent. Those classifications are as follows:

*Nonspendable* – The nonspendable fund balance classification includes amounts that cannot be spent because they are either (a) not in spendable form or (b) legally or contractually required to be maintained intact. The “not in spendable form” criterion includes items that are not expected to be converted to cash such as inventories and prepaid amounts.

*Restricted* – Fund balance is reported as restricted when constraints placed on the use of resources are either externally imposed by creditors (such as through debt covenants), grantors, contributors, or laws or regulations of other governments or imposed by law through constitutional provisions or enabling legislation (i.e. when the government assesses, levies, charges, or otherwise mandates payment of resources (from external resource providers) and includes a legally enforceable requirement that those resources be used only for the specific purposes stipulated in the legislation.

*Committed* – Fund balance amounts that can only be used for specific purposes pursuant to constraints imposed by ordinance of the District Commission are reported as committed fund balance. Those committed amounts cannot be used for any other purpose unless the District removes or changes the specified use by taking the same type of action it employed to previously commit those amounts.

*Assigned* – Fund balance amounts that are constrained by the government's intent to be used for specific purposes, but are neither restricted nor committed, are reported as assigned fund balance, except for stabilization arrangements. Assignments can be made by the District Commission or the District Administrator.

*Unassigned* – Unassigned fund balance is the residual classification for the general fund. This classification represents fund balance that has not been assigned to other funds and that has not been restricted, committed, or assigned to specific purposes within the general fund.

For spendable resources, it is the District’s policy to use its resources in the following order as needed to fund expenses: restricted, committed, assigned, unrestricted.

(n) **Net position flow assumption**—Sometimes the District will fund outlays for a particular purpose from both restricted and unrestricted resources. In order to determine amounts reported as restricted and unrestricted net position, it is the District’s policy to consider restricted net position to have been used before unrestricted net position is applied.

(o) **Implementation of new accounting standards**—At September 30, 2021, and for the year then ended, the District has not implemented any significant new accounting standards.



**SOUTHEAST VOLUSIA HOSPITAL DISTRICT  
NOTES TO FINANCIAL STATEMENTS  
SEPTEMBER 30, 2021**

(1) **Summary of Significant Accounting Policies:** (Continued)

(p) **Net patient service revenue and patient accounts receivable**—Proprietary funds distinguish between operating revenues and non-operating revenues and net patient service revenue consists of amounts collected or adjusted from patients, third-party payers and others. Net patient service revenue totaled approximately \$248,000 for the year ended September 30, 2021. This included settlements from third-party payers and others totaling approximately \$168,000.

The Medical Center’s Medicare cost reports for all periods through March 31, 2016, have been examined, and the governmental agency intermediary has determined final settlements.

(q) **Other operating revenues**—Other operating revenues result from the exchange transactions associated with providing health care services, which was the Medical Centers principal activity prior to the Transaction described in Note 3.

(r) **Use of estimates**—Management uses estimates and assumptions in preparing financial statements in accordance with generally accepted accounting principles. Those estimates and assumptions affect the reported amounts of assets and liabilities, the disclosure of contingent assets and liabilities, and the reported revenue and expenses. Actual results could vary from the estimates assumed in preparing the financial statements.

(2) **Reconciliation of Government-Wide and Fund Financial Statement:**

(a) **Explanation of certain differences between the governmental fund balance sheet and the government-wide statement of net position**—Following the governmental fund balance sheet is a reconciliation between fund balance – governmental fund and net position – governmental activities as reported in the government-wide statement of net position. A detailed explanation of these differences is provided in this reconciliation.

(b) **Explanation of certain differences between the governmental fund statement of revenues, expenditures, and changes in fund balance and the government-wide statement of activities**—Following the governmental fund statement of revenues, expenditures, and changes in fund balance, there is a reconciliation between net changes in fund balance - governmental fund and changes in net position of governmental activities as reported in the government-wide statement of activities. A detailed explanation of these differences is provided in this reconciliation.

**SOUTHEAST VOLUSIA HOSPITAL DISTRICT  
NOTES TO FINANCIAL STATEMENTS  
SEPTEMBER 30, 2021**

**(3) Lease, Transfer and Sale of Transaction:**

On April 1, 2016, the District, Medical Center, Edgewater Properties, LLC, Oak Hill Land, LLC, and Dixie Highway, LLC entered into a series of agreements with Adventist Health System Sunbelt Healthcare Corporation (AHS) and Southeast Volusia Healthcare Corporation (SVHC) whereby the District, Medical Center, Edgewater Properties, LLC, Oak Hill Land, LLC and Dixie Highway, LLC would lease, transfer, and sell substantially all of their assets to SVHC (the Transaction). Pursuant to these agreements, AHS and SVHC have assumed the operations of the hospital over the course of a 25-year lease of the real property identified in the Lease and Transfer Agreement (Lease) for a pre-paid lease payment of approximately \$18,700,000. The District and Medical Center recorded unearned income on lease of approximately \$7,100,000 at the inception of the Lease. The Lease may be renewed for two consecutive 25-year periods at a lease rate to be determined upon each renewal. The District and Medical Center also agreed to sell capital assets, supplies, and prepaid expenses and other current assets identified in the Asset Purchase Agreement (APA) as "Included Assets" for approximately \$21,300,000. Pursuant to the APA, Medical Center assigned certain leases to SVHC. Medical Center credited SVHC approximately \$6,600,000 for the outstanding principal and interest payments remaining for the assigned capital leases. This credit was applied against the approximate \$21,300,000 dollar purchase price of the "Included Assets." The Medical Center committed to the payment of any tangible personal property tax, buyout payment, or return fee that may be owed under such assigned capital leases.

Pursuant to the Lease, SVHC agreed to a capital expenditure commitment of \$35,000,000 to benefit the hospital and its real property identified in the Lease during the first five years of the Lease. The District and Medical Center were also released of their deed restrictions by The Bert Fish Foundation, Inc.

Medical Center's accrued employee compensation liability was assigned to SVHC for a payment equal to the value of the liability. Pursuant to the APA, the Bert Fish Medical Center Refunding Bonds, Series 2012 were paid off on April 1, 2016. Pursuant to the Healthcare Services Agreement (HSA), the District will continue to pay tax support to SVHC on a sliding scale reduced each year during the first eight years using the base year of 2013. After the completion of each contract year, a reconciliation will be performed to ensure that the tax support payment was accurate.

**(4) Deposits and Investments:**

As of September 30, 2021, all District deposits were covered by private bank acquired insurance, Securities Investor Protection Corporation (SIPC) insurance, private broker/dealer acquired insurance, Federal Depository Insurance Corporation (FDIC) insurance, and/or the State of Florida collateral pool established under the Florida Security for Public Deposits Act (the Act). The Act established guidelines for qualification and participation by banks and savings associations, procedures for administration of the collateral requirements and characteristics of eligible collateral. Under the Act, the qualified depository must pledge at least 50% of the average daily balance for each month of all public deposits in excess of any applicable deposit insurance. Additional collateral, up to 125% may be required if deemed necessary.

Obligations pledged to secure deposits must be delivered to the State Treasurer, or with the approval of the State Treasurer to a bank, savings association, or trust company provided a power of attorney is delivered to the Treasurer. Under the Act, the District is authorized to deposit funds only in Qualified Public Depositories.

The District is subject to using fair value measurement recognized under a three-tiered fair value hierarchy, as follows:

- *Level 1:* Quoted prices for identical investments in active markets;
- *Level 2:* Observable inputs other than quoted market prices; and,
- *Level 3:* Unobservable inputs.

**SOUTHEAST VOLUSIA HOSPITAL DISTRICT  
NOTES TO FINANCIAL STATEMENTS  
SEPTEMBER 30, 2021**

(4) **Deposits and Investments:** (Continued)

***District Investment Portfolio***

The District has a formal investment policy for certain Board-designated amounts, authorizing investments in certain items at the discretion of management. The practice is to invest in U.S. governmental obligations and direct obligations of U.S. government agencies, high-quality corporate bonds, money market accounts, mutual funds, certificates of deposit and equity securities.

As of September 30, 2021, the District's governmental and business-type investment portfolio is composed of the following investments:

<b>Investment Type</b>	<b>Carrying Value</b>	<b>Weighted Average Maturity (years)</b>	<b>Credit Rating (Fitch)</b>	<b>Fair Value Hierarchy Classification</b>
Fixed Income Funds	\$ 8,223,289	7.65	AAA-NR	Level 1
Equities	17,537,715	N/A	NR	Level 1
Cash	127,218	N/A	NR	N/A
Total Portfolio	<u>\$ 25,888,222</u>			

*Interest Rate Risk:* Interest rate risk is the risk that changes in interest rates will adversely affect the fair value of investments. Generally, the longer the time to maturity, the greater the exposure to interest rate risk. The established performance objectives of the District require investment maturities to provide sufficient liquidity to pay obligations as they become due. At September 30, 2021, all investments were held in cash or other assets that could be liquidated at any time.

*Credit Risk:* Credit risk is the risk that a debt issuer or other counter-party to an investment will not fulfill its obligations. The District utilizes portfolio diversification in order to limit investments to the highest rated securities as rated by nationally recognized rating agencies. All investments are rated within the investment policy guidelines at September 30, 2021.

*Concentration of Credit Risk:* Concentration of credit risk is the risk of loss attributed to the magnitude of an investment in a single issuer. The District does not have an investment policy that limits the amount which may be invested in any one issuer. The following chart shows securities held with a single issuer which represent 5% or more of total investments at September 30, 2021:

<b>Issuer</b>	<b>Carrying Value</b>	<b>Percent of Total Portfolio Value</b>
AB Global Core Equity (GCEYX)	\$ 6,999,621	27%
AB Global Bond Fund (ANAYX)	4,161,370	16%
Bernstein Intermediate Duration Institutional Portfolio (SNIDX)	4,068,971	16%
AB International Strategic Equities Portfolio (STEYX)	3,174,390	12%
Total	<u>\$ 18,404,352</u>	

*Custodial Credit Risk:* Custodial credit risk is the risk that the District may not recover cash and investments held by another party in the event of financial failure. Custodial credit risk is limited since investments are held in independent custodial safekeeping accounts or mutual funds.

*Foreign Currency Risk:* Foreign currency risk is the risk that changes in exchange rates will adversely affect the fair value of an investment. At September 30, 2021, 35% of the District and Medical Center investment portfolio was made up of foreign investments.

**SOUTHEAST VOLUSIA HOSPITAL DISTRICT  
NOTES TO FINANCIAL STATEMENTS  
SEPTEMBER 30, 2021**

(4) **Deposits and Investments:** (Continued)

***Pension Plan of Bert Fish Medical Center Inc. Investment Portfolio***

The Pension Plan of Bert Fish Medical Center Inc. (the Plan) has adopted an investment policy which authorizes the pension manager to invest in certain items, including U.S. governmental obligations and direct obligations of U.S. government agencies, money market accounts, mutual funds and high-quality corporate bonds and equity securities.

The Plan is subject to using the same fair value measurement guidelines as the District.

The following chart shows the Plan's cash and investment accounts by investment portfolios and their respective maturities (in years) and fair value measurement levels:

<u>Investment Type</u>	<u>Carrying Value</u>	<u>Weighted Average Maturity (years)</u>	<u>Credit Rating (Fitch)</u>	<u>Fair Value Hierarchy Classification</u>
Fixed Income Funds	\$ 19,239,179	7.65	AAA-NR	Level 1
Equities	31,317,771	N/A	NR	Level 1
Cash	206,817	N/A	NR	N/A
Total Portfolio	<u>\$ 50,763,767</u>			

***Interest Rate Risk:*** Interest rate risk is the risk that changes in interest rates will adversely affect the fair value of investments. Generally, the longer the time to maturity, the greater the exposure to interest rate risk. The established performance objectives of the Pension Plan require investment maturities to provide sufficient liquidity to pay obligations as they become due. At September 30, 2021, all investments were held in cash or other assets that could be liquidated at any time.

***Credit Risk:*** Credit risk is the risk that a debt issuer or other counter-party to an investment will not fulfill its obligations. The Plan utilizes portfolio diversification in order to limit investments to the highest rated securities as rated by nationally recognized rating agencies. All investments are rated within the investment policy guidelines at September 30, 2021.

***Concentration of Credit Risk:*** Concentration of credit risk is the risk of loss attributed to the magnitude of an investment in a single issuer. The Plan does not have an investment policy that limits the amount which the Pension Trustee may invest in any one issuer. The following chart shows securities held with a single issuer which represent 5% or more of total investments at September 30, 2021:

<u>Issuer</u>	<u>Carrying Value</u>	<u>Percent of Total Portfolio Value</u>
AB Global Core Equity (GCEYX)	\$ 12,436,966	24%
AB Global Bond Fund (ANAIX)	9,420,371	19%
Bernstein Intermediate Duration Institutional Portfolio (SIIDX)	9,430,928	19%
AB International Strategic Equities (STEYX)	5,803,079	11%
Total	<u>\$ 37,091,344</u>	

***Custodial Credit Risk:*** Custodial credit risk is the risk that the District may not recover cash and investments held by another party in the event of financial failure. Custodial credit risk is limited since investments are held in independent custodial safekeeping accounts or mutual funds.

***Foreign Currency Risk:*** Foreign currency risk is the risk that changes in exchange rates will adversely affect the fair value of an investment. At September 30, 2021, 35% of the Pension Trust portfolio was made up of foreign investments.

**SOUTHEAST VOLUSIA HOSPITAL DISTRICT  
NOTES TO FINANCIAL STATEMENTS  
SEPTEMBER 30, 2021**

(5) **Capital Assets:**

Capital asset activity for the fiscal year ended September 30, 2021, is as follows:

	<u>Beginning Balance</u>	<u>Increases</u>	<u>Decreases</u>	<u>Ending Balance</u>
Governmental activities:				
Equipment	\$ 10,193	\$ -	\$ (3,719)	\$ 6,474
Less: accumulated depreciation	(8,019)	(288)	2,598	(5,709)
Governmental activities capital assets, net	<u>\$ 2,174</u>	<u>\$ (288)</u>	<u>\$ (1,121)</u>	<u>\$ 765</u>

Depreciation expense of \$288 was charged to the general government function of governmental activities for the year ended September 30, 2021.

(6) **Employees' Retirement Plans:**

**A. Florida Retirement System**

**Plan Description and Administration**

The District participates in the Florida Retirement System (FRS), a multiple-employer, cost sharing defined public employee retirement system which covers all of the District's full-time employees. The System is administered by the State of Florida, Department of Administration, Division of Retirement to provide retirement and survivor benefits to participating public employees. Provisions relating to the FRS are established by Chapters 121 and 122, Florida Statutes; Chapter 112, Part IV, Florida Statutes; Chapter 238, Florida Statutes; and FRS Rules, Chapter 60S, Florida Administrative Code; wherein eligibility, contributions, and benefits are defined and described in detail. The FRS is a single retirement system administered by the Department of Management Services, Division of Retirement, and consists of two cost-sharing, multiple-employer retirement plans and other nonintegrated programs. These include a defined-benefit pension plan (Plan), with a Deferred Retirement Option Program (DROP), and a defined-contribution plan, referred to as the FRS Investment Plan (Investment Plan).

In addition, all regular employees of the entity are eligible to enroll as members of the Retiree Health Insurance Subsidy (HIS) Program. The HIS is a cost-sharing, multiple-employer defined benefit pension plan established and administered in accordance with section 112.363, Florida Statutes. The benefit is a monthly payment to assist retirees of the state-administered retirement systems in paying their health insurance costs. Eligible retirees and beneficiaries received a monthly HIS payment equal to the number of years of service credited at retirement multiplied by \$5. The minimum payment is \$30 and the maximum payment is \$150 per month, pursuant to section 112.363, Florida Statutes. To be eligible to receive a HIS benefit, a retiree under one of the state-administered retirement systems must provide proof of eligible health insurance coverage, which can include Medicare.

**SOUTHEAST VOLUSIA HOSPITAL DISTRICT  
NOTES TO FINANCIAL STATEMENTS  
SEPTEMBER 30, 2021**

**(6) Employees' Retirement Plans:** (Continued)

**Benefits Provided and Employees Covered**

Employees enrolled in the Plan prior to July 1, 2011, vest at six years of creditable service and employees enrolled in the Plan on or after July 1, 2011, vest at eight years of creditable service. All vested members, enrolled prior to July 1, 2011, are eligible for normal retirement benefits at age 62 or at any age after 30 years of service. All members enrolled in the Plan on or after July 1, 2011, once vested, are eligible for normal retirement benefits at age 65 or any time after 33 years of creditable service. Members of both plans may include up to 4 years of credit for military service toward creditable service. The Plan also includes an early retirement provision; however, there is a benefit reduction for each year a member retires before his or her normal retirement date. The Plan provides retirement, disability, death benefits, and annual cost-of-living adjustments. Benefits under the Plan are computed on the basis of age and/or years of service, average final compensation, and service credit. Credit for each year of service is expressed as a percentage of the average final compensation. For members initially enrolled before July 1, 2011, the average final compensation is the average of the five highest fiscal years' earnings; for members initially enrolled on or after July 1, 2011, the average final compensation is the average of the eight highest fiscal years' earnings. The total percentage value of the benefit received is determined by calculating the total value of all service, which is based on the retirement plan and/or class to which the member belonged when the service credit was earned.

DROP, subject to provisions of Section 121.091, Florida Statutes, permits employees eligible for normal retirement under the Plan to defer receipt of monthly benefit payments while continuing employment with an FRS employer. An employee may participate in DROP for a period not to exceed 60 months after electing to participate, except that certain instructional personnel may participate for up to 96 months. During the period of DROP participation, deferred monthly benefits are held in the FRS Trust Fund and accrue interest.

Employees may elect to participate in the Investment Plan in lieu of the FRS defined-benefit plan. Employer and employee contributions are defined by law, but the ultimate benefit depends in part on the performance of investment funds. The Investment Plan is funded by employer and employee contributions that are based on salary and membership class (Regular, DROP, etc.). Contributions are directed to individual member accounts, and the individual members allocate contributions and account balances among various approved investment choices. Employees in the Investment Plan vest at one year of service.

**Financial Statements**

Financial statements and other supplementary information of the FRS are included in the State's Comprehensive Annual Financial Report, which is available from the Florida Department of Financial Services, Bureau of Financial Reporting Statewide Financial Reporting Section by mail at 200 E. Gaines Street, Tallahassee, Florida 32399-0364; by telephone at (850) 413-5511; or at the Department's Web site ([www.myfloridacfo.com](http://www.myfloridacfo.com)). An annual report on the FRS, which includes its financial statements, required supplementary information, actuarial report, and other relevant information, is available from:

Florida Department of Management Services  
Division of Retirement  
P.O. Box 9000  
Tallahassee, FL 32315-9000  
850-488-5706 or toll free at 877-377-1737

**SOUTHEAST VOLUSIA HOSPITAL DISTRICT  
NOTES TO FINANCIAL STATEMENTS  
SEPTEMBER 30, 2021**

**(6) Employees' Retirement Plans:** (Continued)

**Contributions**

The entity participates in certain classes of FRS membership. Each class has descriptions and employer contribution rates in effect during the year ended September 30, 2021, as follows (contribution rates are in agreement with the actuarially determined rates):

<b>FRS Membership Plan &amp; Class</b>	<b>Through June 30, 2021</b>	<b>After June 30, 2021</b>
Regular Class	10.00%	10.82%

Current-year employer HIS contributions were made at a rate of 1.66% of covered payroll, which are included in the above rates.

For the plan year ended June 30, 2021, actual contributions made for employees participating in FRS and HIS were as follows:

District Contributions – FRS	\$ 16,691
District Contributions – HIS	3,346
Employee Contributions – FRS	6,048

**Net Pension Liability, Pension Expense, and Deferred Outflows and Inflows of Resources Related to Pensions**

At September 30, 2021, the entity reported a liability related to FRS and HIS as follows:

<b>Plan</b>	<b>Net Pension Liability</b>
FRS	\$ 33,096
HIS	69,835
Total	\$ 102,931

The net pension liability was measured as of June 30, 2021, and the total pension liability used to calculate the net pension liability was determined by an actuarial valuation as of that date. The District's proportion of the net pension liability was based on a projection of the long-term share of contributions to the pension plan relative to the projected contributions of all participating governmental entities, as actuarially determined. At June 30, 2021 and June 30, 2020, the District's proportionate share of the FRS and HIS net pension liabilities were as follows:

<b>Plan</b>	<b>2021</b>	<b>2020</b>
FRS	0.000438134%	0.000397270%
HIS	0.000569311%	0.000563333%

For the plan year ended June 30, 2021, pension expense was recognized related to the FRS and HIS plans as follows:

FRS	\$ 7,174
HIS	9,156
Total	\$ 16,330

**SOUTHEAST VOLUSIA HOSPITAL DISTRICT  
NOTES TO FINANCIAL STATEMENTS  
SEPTEMBER 30, 2021**

**(6) Employees' Retirement Plans:** (Continued)

*Deferred outflows/inflows related to pensions:*

At September 30, 2021, the District reported deferred outflows of resources and deferred inflows of resources related to pensions from the following sources:

	FRS		HIS	
	Deferred Outflows of Resources	Deferred Inflows of Resources	Deferred Outflows of Resources	Deferred Inflows of Resources
Differences between expected and actual experience	\$ 5,673	\$ -	\$ 2,337	\$ (29)
Changes of assumptions	22,646	-	5,487	(2,877)
Net different between projected and actual investment earnings	-	(115,464)	73	-
Change in proportionate share	20,351	(1,934)	11,553	(1,134)
Contributions subsequent to measurement date	4,409	-	804	-
	<u>\$ 53,079</u>	<u>\$ (117,398)</u>	<u>\$ 20,254</u>	<u>\$ (4,040)</u>

The above amounts for deferred outflows of resources for contributions related to pensions resulting from entity contributions subsequent to the measurement date and will be recognized as a reduction of the net pension liability in the year ended September 30, 2022. Other amounts reported as deferred outflows and deferred inflows of resources related to pensions being amortized for a period of greater than one year will be recognized in pension expense in succeeding years as follows:

	FRS	HIS	Total
2022	\$ (8,214)	\$ 5,646	\$ (2,568)
2023	(12,652)	4,441	(8,211)
2024	(21,056)	2,918	(18,138)
2025	(28,564)	1,437	(27,127)
2026	1,758	790	2,548
Thereafter	-	178	178
Total	<u>\$ 15,410</u>	<u>\$ 15,410</u>	<u>\$ (53,318)</u>

*Actuarial assumptions:*

The actuarial assumptions for both defined benefit plans are reviewed annually by the Florida Retirement System Actuarial Assumptions Conference. The FRS has a valuation performed annually. The HIS Program has a valuation performed biennially that is updated for GASB reporting in the year a valuation is not performed. The most recent experience study for the FRS was completed in 2019 for the period July 1, 2013, through June 30, 2018. Because HIS is funded on a pay-as-you-go basis, no experience study has been completed.

The total pension liability for each of the defined benefit plans was determined by an actuarial valuation, using the entry age normal actuarial cost method. Inflation increases for both plans is assumed at 2.40%. Payroll growth, including inflation, for both plans is assumed at 3.25%. Both the discount rate and the long-term expected rate of return used for FRS investments is 6.80%. This rate did not change from the prior year rate. The plan's fiduciary net position was projected to be available to make all projected future benefit payments of current active and inactive employees. Therefore, the discount rate for calculating the total pension liability is equal to the long-term expected rate of return. Because HIS Program uses a pay-as-you-go funding structure, a municipal bond rate of 2.16% was used to determine the total pension for the program. This rate decreased from the prior year rate, which was 2.21%. Mortality assumptions for both plans were based on the PUB-2010 base table varies by member category and sex, projected generationally with Scale MP-2018 details.



**SOUTHEAST VOLUSIA HOSPITAL DISTRICT  
NOTES TO FINANCIAL STATEMENTS  
SEPTEMBER 30, 2021**

**(6) Employees' Retirement Plans:** (Continued)

*Long-term expected rate of return:*

To develop an analytical basis for the selection of the long-term expected rate of return assumption, in October 2021, the FRS Actuarial Assumptions conference reviewed long-term assumptions developed by both Milliman's capital market assumptions team and by a capital market assumptions team from Aon Hewitt Investment Consulting, which consults to the Florida State Board of Administration. The table below shows Milliman's assumptions for each of the asset classes in which the plan was invested at that time based on the long-term target asset allocation. The allocation policy's description of each asset class was used to map the target allocation to the asset classes shown below. Each asset class assumption is based on a consistent set of underlying assumptions, and includes an adjustment for the inflation assumption. These assumptions are not based on historical returns, but instead are based on a forward-looking capital market economic model.

Asset Class	Target Allocation	Annual Arithmetic Expected Rate of Return
Cash	1.0%	2.1%
Fixed income	20.0%	3.8%
Global equities	54.2%	8.2%
Real estate	10.3%	7.1%
Private equity	10.8%	11.7%
Strategic investments	3.7%	5.7%
Total	100.0%	

*Sensitivity of the net pension liability to changes in the discount rate:*

The following presents the proportionate shares of the FRS and HIS net pension liability of the District calculated using the current discount rates, as well as what the District's net pension liability would be if it were calculated using a discount rate that is 1% lower or 1% higher than the current rate:

Plan	Current Discount Rate	NPL with 1% Decrease	NPL at Current Discount Rate	NPL with 1% Increase
FRS	6.80%	\$ 148,008	\$ 33,096	\$ (62,957)
HIS	2.16%	80,736	69,835	60,904

**SOUTHEAST VOLUSIA HOSPITAL DISTRICT  
NOTES TO FINANCIAL STATEMENTS  
SEPTEMBER 30, 2021**

**(6) Employees' Retirement Plans: (Continued)**

**B. Pension Plan of Bert Fish Medical Center Inc.**

**Plan Description and Administration**

On July 1, 1995, the Medical Center terminated its participation in the Florida Retirement System (FRS) Plan. Simultaneous with this termination, the Medical Center established the Pension Plan of Bert Fish Medical Center, Inc. (the Pension Plan), a single-employer defined benefit plan. The Pension Plan is administered by the District. This plan was developed to provide substantially the same benefits as previously provided by the FRS Plan, except that employees are fully vested over a period of five years rather than ten years. The benefits include retirement benefits, cost-of-living adjustments and death benefits to plan members and beneficiaries.

The Pension Plan covers substantially all full-time employees who were employed by the Medical Center on July 1, 1995, and elected to participate. Participation in the Pension Plan is frozen and is limited to those eligible employees who elected to participate at the Pension Plan's inception. The Pension Plan benefits are based on years of service, employee compensation during a five-year period that produces the highest monthly average, and benefit rates applicable to each year of credited service. No stand-alone financial report is issued for the Plan.

**Benefits Provided and Employees Covered**

The Plan provides retirement, disability, termination, and death benefits to plan participants and beneficiaries. Automatic Cost-of-Living adjustments are provided to retirees and beneficiaries effective January 1 of each year at the rate of three percent per year. The Plan's Board of Trustees has contracted with an actuary to provide an actuarial valuation of each plan as of January 1 of every year. Current membership in the Plan was composed of the following at January 1, 2021:

Inactive participants	28
Active participants	6
Retired participants	<u>160</u>
Total current membership	<u><u>194</u></u>

Employees vest with 100% full benefits after 5 years of service. Employees are eligible for normal retirement after attaining age 62 with 5 years of credited service, or 30 years of credited service, but not later than age 65 and completion of 5 years of plan participation. Employees are eligible for early retirement after at any age with 10 years of credited service. Benefits at normal retirement are equal to a monthly benefit of 1.6% of high-5 year average compensation for each year of credited service. Early retirement benefits are reduced by 5/12% for each month by which the early retirement date precedes the normal retirement date.

**Financial Statements**

The financial statements of the Plan are prepared using the accrual basis of accounting. Plan member contributions are recognized in the period in which the contributions are due. The District's contributions are recognized when due and a formal commitment to provide the contributions has been made. Benefits and refunds are recognized when due and payable in accordance with the terms of the plan. All plan investments are reported at fair value. Separate financial statements have not been prepared for the Plan.

**SOUTHEAST VOLUSIA HOSPITAL DISTRICT  
NOTES TO FINANCIAL STATEMENTS  
SEPTEMBER 30, 2021**

**(6) Employees' Retirement Plans:** (Continued)

**Contributions**

The participant contribution rates for the Plan are established by and may be amended by the Board of Trustees. There are currently no contribution requirements for plan members. There is no annual required contribution for the current year as determined as part of the January 1, 2021 actuarial valuation. No contributions were made to the Plan for the plan year ended December 31, 2020 or the District fiscal year ended September 30, 2021.

**Investment Policy**

See Note (4) for additional discussion of the investment policies for the Plan.

**Net Pension Liability (Asset)**

The components of the net pension liability (asset) for the Plan at September 30, 2021 based on a Plan measurement date of January 1, 2021, was as follows:

Total pension liability	\$ 34,881,863
Plan fiduciary net position	49,594,469
Net pension liability (asset)	<u>\$ (14,712,606)</u>
Plan fiduciary net position as percentage of total pension liability	142%

The total pension liability (asset) was determined by an actuarial valuation as of January 1, 2021, with a measurement date of January 1, 2021, using the following actuarial assumptions to all measurement periods.

Inflation		3.00%
Salary increases	N/A for Benefit Accruals Since the Plan is Frozen	
		3.00% for EAN Cost Method
Discount rate		6.50%

Mortality rates for the Plan were based on the Pri-2012 Blue Collar Amount-Weighted Mortality Tables, with full generational improvements in mortality using Scale MP-2019.

The long-term expected rate of return on pension plan investments was determined based on the target asset allocation, as outlined in the investment policy and long term expected return for the asset classes, as discussed with the pension plan investment committee.

**SOUTHEAST VOLUSIA HOSPITAL DISTRICT  
NOTES TO FINANCIAL STATEMENTS  
SEPTEMBER 30, 2021**

**(6) Employees' Retirement Plans:** (Continued)

Best estimates of arithmetic real rates of return for each major class included in the pension plan's target asset allocation as of September 30, 2021, are summarized in the following table:

<u>Asset Class</u>	<u>Target Allocation</u>	<u>Long-Term Arithmetic Expected Rate of Return</u>
Equities/Global REIT	70%	8.23%
Fixed Income	30%	2.46%
Total	<u>100%</u>	6.50%

*Discount rate:*

The discount rate used to measure the total pension liability for the pension plan was 6.50%. The pension plan's fiduciary net position was projected to be available to make all projected future benefit payments of current plan members. Therefore, the long-term expected rate of return on pension plan investments was applied to all periods of projected benefit payments to determine the total pension liability.

*Changes in net pension liability:*

Changes in the plan's net pension liability for the calendar year ended December 31, 2020, were as follows:

	<u>Total Pension Liability (a)</u>	<u>Plan Fiduciary Net Position (b)</u>	<u>Net Pension Liability (Asset) (a - b)</u>
Beginning Balance	\$ 35,091,900	\$ 49,907,131	\$ (14,815,231)
Changes for year:			
Service cost	32,400	-	32,400
Interest	2,200,371	-	2,200,371
Differences between expected/actual experience	373,746	-	373,746
Differences between projected and actual earnings	-	(911,883)	911,883
Contributions – employer/state	-	-	-
Contributions – employee	-	-	-
Net investment income	-	3,163,361	(3,163,361)
Benefit payments, including refunds	(2,519,758)	(2,519,758)	-
Administrative expenses	-	(44,382)	44,382
Changes of assumptions	(296,796)	-	(296,796)
Ending Balance	<u>\$ 34,881,863</u>	<u>\$ 49,594,469</u>	<u>\$ (14,712,606)</u>

**SOUTHEAST VOLUSIA HOSPITAL DISTRICT  
NOTES TO FINANCIAL STATEMENTS  
SEPTEMBER 30, 2021**

**(6) Employees' Retirement Plans:** (Continued)

*Sensitivity of the net pension liability to changes in the discount rate:*

The following presents the net pension liability (asset) of the District calculated using the discount rate of 6.50%, as well as what the District's net pension liability (asset) would be if it were calculated using a discount rate that is 1% lower or 1% higher than the current rate:

<b>District's Net Pension Liability (Asset)</b>	<b>1% Decrease 5.50%</b>	<b>Current Discount Rate 6.50%</b>	<b>1% Increase 7.50%</b>
Employers' Net Pension Liability	\$(11,254,895)	\$(14,712,606)	\$(17,661,085)

*Money-weighted rate of return:*

For the Plan year ended December 31, 2020, the annual money-weighted rate of return on Plan investments, net of pension plan investment expense was as follows:

Annual money-weighted rate of return	4.63%
--------------------------------------	-------

The money-weighted rate of return expresses investment performance, net of investment expense, adjusted for the changing amounts actually invested.

**Pension Expense and Deferred Outflows and Inflows of Resources Related to Pensions**

For the year ended September 30, 2021, the District recognized pension expense of \$(1,026,861) in the Plan.

At September 30, 2021, the District reported deferred outflows of resources and deferred inflows of resources related to pensions from the following sources:

	<b>Deferred Outflows of Resources</b>	<b>Deferred Inflows of Resources</b>
Differences between expected and actual experience	\$ -	\$ -
Changes of assumptions	-	-
Net different between projected and actual investment earnings	-	954,181
	\$ -	\$ 954,181

Amounts reported as deferred outflows and deferred inflows of resources related to pensions will be recognized in pension expense in succeeding years as follows:

2022	\$ (321,223)
2023	250,222
2024	(1,065,550)
2025	182,370
Total	\$ (954,181)

**SOUTHEAST VOLUSIA HOSPITAL DISTRICT  
NOTES TO FINANCIAL STATEMENTS  
SEPTEMBER 30, 2021**

(6) **Employees' Retirement Plans:** (Continued)

**C. Other Postemployment Benefits**

Retirees and their dependents are permitted to remain covered under the Authority's respective health care plans as long as they pay a full premium applicable to the coverage elected. This conforms to the minimum required of Florida governmental employers per Chapter 112.08 of Florida Statutes.

As a result, the District is subject to the recording of an OPEB (other postemployment benefits) liability in accordance with the GASB Codification. However, given the minimal amount of employee activity (two employees) relative to the size of the District's budget and overall financial activity, management believes the OPEB liability to be inconsequential to the financial statements. As such, no provision for an OPEB liability has been calculated or recorded.

(7) **Commitments and Contingencies:**

Amounts received or receivable from grantor agencies in current and prior years are subject to audit and adjustment by grantor agencies, principally the federal and state governments. Any disallowed claims, including amounts already collected, may constitute, a liability of the applicable fund(s). The amount, if any, of expenditures which may be disallowed by the grantor cannot be determined at this time although the District expects such amounts, if any, to be immaterial.

The District is exposed to various risks of loss related to torts; theft of, damage to and destruction of assets; errors and omissions; and natural disasters for which the District carries commercial insurance. Settled claims have not exceeded this commercial coverage in any of the past three fiscal years. There were no significant reductions in coverage from the prior year. The District occasionally faces legal claims incidental to the ordinary course of its operations. In the opinion of management and based on the advice of legal counsel, the ultimate disposition of open inquiries and claims, if any, will not have a material adverse effect on the financial position or results of operations of the District.

(a) **Medical malpractice and general liability**—For claims prior to April 1, 2003, the Medical Center was insured for professional liability under a claims-made policy provided through a commercial insurance company. Subsequent to April 1, 2003, the Medical Center established a self-insurance trust retention. Excess policy coverage has been purchased for losses exceeding the self-insurance trust retention. At September 30, 2021, management was not aware of any asserted or un-asserted claims that exceed the Medical Center's insurance coverage that existed prior to April 1, 2003. Subsequent to April 1, 2003, through June 30, 2010, the Medical Center was self-insured for professional liability and placed reliance on the sovereign immunity principle, which would limit the Medical Center's liability to \$100,000 per person and \$200,000 per occurrence.

Effective July 1, 2010, through June 30, 2011, the Medical Center participated in a self-insured revocable trust (the Trust), which covered Adventist's facilities for claims below a specified level (Excess Level). Claims above the Excess Level are covered by a claims-made policy with a commercial insurance company. The Excess Level was at \$15,000,000 for the period from July 1, 2010 through June 30, 2011. The assets and liabilities related to the Trust are recorded in Adventist's consolidated financial statements, as Adventist is responsible for any claims incurred during this period.

Effective June 30, 2011, the Medical Center is self-insured for professional and general liability and places reliance on the sovereign immunity principle, which would limit the Medical Center's liability to \$100,000 per person and \$200,000 per occurrence. These limits increased effective October 2, 2011, to \$200,000 per person and \$300,000 per occurrence. The estimated accrual for medical malpractice and general liabilities for claims that arose during the periods for which the Medical Center is liable was zero at September 30, 2021.

**SOUTHEAST VOLUSIA HOSPITAL DISTRICT  
NOTES TO FINANCIAL STATEMENTS  
SEPTEMBER 30, 2021**

(7) **Commitments and Contingencies:** (Continued)

(b) **Workers’ compensation**—The Medical Center was a member of the Florida Hospital Workers’ Compensation Self-Insurance Trust Fund (the Fund), a self-insurance risk management trust fund in which members jointly and severally agree to pay the obligations of the Fund. As a prior member of the Fund, the Medical Center is subject to assessments in the event that the total amount of premiums for a year in which it was a member are not sufficient to satisfy claims. No assessments were levied against the Medical Center by the Fund as of September 30, 2021. The Medical Center was self-insured for workers’ compensation during the year ended September 30, 2021. The workers’ compensation self-insurance liability is included in self-insurance liabilities in the accompanying statement of net position.

(c) **Self-insurance**—Changes in the accrued self-insurance liabilities for professional and general liability and workers’ compensation for the year ended September 30, 2021, are as follows:

	<u>Liability</u> <u>October 1,</u> <u>2020</u>	<u>Current Year</u> <u>Expenses and</u> <u>Changes in</u> <u>Estimate</u>	<u>Payments</u>	<u>Liability</u> <u>September 30,</u> <u>2021</u>	<u>Due Within</u> <u>One Year</u>
Self-insurance liabilities	\$ 44,937	\$ (44,937)	\$ -	\$ -	-

The District purchases commercial insurance for risks related to employee accidents.

(d) **Regulatory and compliance matters – general regulatory compliance**—The health care industry is subject to voluminous and complex laws and regulations of federal, state and local governments. Compliance with such laws and regulations can be subject to future government review and interpretation as well as regulatory actions unknown or un-asserted at this time. These laws and regulations include, but are not necessarily limited to, matters such as licensure, accreditation, government health care program participation requirements, reimbursement laws and regulations, anti-kickback and anti-referral laws, and false claims prohibitions, and in the case of tax-exempt hospitals, the requirements of tax exemption. In recent years, government activity has increased with respect to investigations and allegations concerning possible violations of reimbursement, false claims, anti-kickback and anti-referral statutes and regulations by health care providers. The Medical Center believes it is generally in compliance with applicable laws and regulations and is not aware of any pending or threatened investigations involving allegations of potential wrongdoing. The Medical Center records a liability when it becomes aware that it has billed amounts or entered into transactions or relationships that may violate these governmental laws or regulations. At September 30, 2021, no liability has been recorded.

(e) **Recovery audit contractors**—The Centers for Medicare & Medicaid Services (CMS) implemented a project using recovery audit contractors (RACs) as part of CMS’ further efforts to assure accurate payments. The project uses the RACs to search for potentially improper Medicare payments that may have been made to health care providers and were not detected through existing CMS program integrity efforts. Once a RAC identifies a claim it believes is inaccurate, it makes a deduction from or addition to the provider’s Medicare reimbursement in an amount estimated to equal the overpayment or underpayment.

**SOUTHEAST VOLUSIA HOSPITAL DISTRICT  
NOTES TO FINANCIAL STATEMENTS  
SEPTEMBER 30, 2021**

**(7) Commitments and Contingencies:** (Continued)

The Medical Center will deduct from revenue amounts assessed under the RAC audits at the time a notice is received until such time that estimates of net amounts due can be reasonably estimated. The Medical Center anticipates future RAC assessments, and the known RAC assessments and other audit recoveries have resulted in an estimated accrual of approximately \$104,600 as of September 30, 2021, which is included in estimated third-party payer settlements in the accompanying statement of net position.

(f) **Performance-based contract**—Effective April 1, 2019 the District and Medical Center entered into a continuous agreement with AllianceBernstein L.P. for investment in equity services. A component of the fee for equity services is based on a 12 month performance period that is measured against a determined benchmark. The performance period begins April 1 of each year. At September 30, 2021, an estimated accrual was not recorded for the April through September period because of the uncertainty created by the conditions of the contract. Additionally, management believes this contract will not materially affect the District or Medical Center’s financial position.

**(8) Healthcare Service**

Healthcare service expenses consisted of expenses pursuant to the Healthcare Services Agreement (HSA) described in Note (3) of the accompanying financial statements, pending the reconciliation, and expenses related to services provided by other providers for indigent patients prior to the Transaction described in Note (3). A summary of healthcare service expenses for the year ended September 30, 2021 is as follows:

<u>Provider</u>	<u>Program</u>	<u>Amount</u>
	Covered Services and Facilities to	
Southeast Volusia Healthcare Corp	Charity Patients (HSA)	\$ 6,240,274
County of Volusia	Medicaid Match (HSA)	558,003
SMA Healthcare, Inc.	Healthcare Program	90,256
Agency for Healthcare Administration	Intergovernmental Transfers	17,266
Total		<u>\$ 6,905,799</u>

**(9) Recent Accounting Pronouncements:**

The Governmental Accounting Standards Board (“GASB”) has issued several pronouncements that have effective dates that may impact future financial statements. Listed below are pronouncements with required implementation dates effective for subsequent fiscal years that have not yet been implemented. Management has not currently determined what, if any, impact implementation of the following will have on the District’s financial statements:

- (a) GASB issued Statement No. 91, *Conduit Debt Obligations*, in May 2019. GASB 91 provides a single method of reporting conduit debt obligations by issuers and eliminate diversity in practice associated with (1) commitments extended by issuers, (2) arrangements associated with conduit debt obligations, and (3) related note disclosures. The provisions in GASB 90 are effective for periods beginning after December 15, 2021.



**SOUTHEAST VOLUSIA HOSPITAL DISTRICT  
NOTES TO FINANCIAL STATEMENTS  
SEPTEMBER 30, 2021**

**(10) Risk and Uncertainties-COVID-19:**

During the year ended September 30, 2021, local, U.S., and world governments have encouraged self-isolation to curtail the spread of the global pandemic, coronavirus disease (COVID-19), by mandating temporary work stoppage in many sectors and imposing limitations on travel and size and duration of group meetings. Most industries are experiencing disruption to business operations and the impact of reduced consumer spending. There is unprecedented uncertainty surrounding the duration of the pandemic, its potential economic ramifications, and any government actions to mitigate them. Accordingly, while management cannot quantify the financial and other impact to the District as of January 25, 2022, management believes that a material impact on the District's financial position and results of future operations is reasonably possible.

**SOUTHEAST VOLUSIA HOSPITAL DISTRICT  
SCHEDULE OF REVENUES, EXPENDITURES AND CHANGES IN FUND BALANCE  
BUDGET AND ACTUAL - GENERAL FUND  
FOR THE YEAR ENDED SEPTEMBER 30, 2021**

	<u>Budgeted Amounts</u>			<b>Variance with Final Budget - Positive (Negative)</b>
	<u>Original</u>	<u>Final</u>	<u>Actual</u>	
<b>Revenues</b>				
Ad valorem taxes	\$ 8,792,984	\$ 8,792,984	\$ 8,963,368	\$ 170,384
Investment and other income	535,129	535,129	1,617,780	1,082,651
Building/property lease revenue	11,178	11,178	11,178	-
<b>Total revenues</b>	<u>9,339,291</u>	<u>9,339,291</u>	<u>10,592,326</u>	<u>1,253,035</u>
<b>Expenditures</b>				
General government	682,783	682,783	636,639	46,144
Healthcare services	6,950,543	6,950,543	6,905,799	44,744
<b>Total expenditures</b>	<u>7,633,326</u>	<u>7,633,326</u>	<u>7,542,438</u>	<u>90,888</u>
<b>Net change in fund balance</b>	<u>1,705,965</u>	<u>1,705,965</u>	<u>3,049,888</u>	<u>1,343,923</u>
<b>Fund balance, beginning of year</b>	8,050,670	8,050,670	8,050,670	-
<b>Fund balance, end of year</b>	<u>\$ 9,756,635</u>	<u>\$ 9,756,635</u>	<u>\$ 11,100,558</u>	<u>\$ 1,343,923</u>

**SOUTHEAST VOLUSIA HOSPITAL DISTRICT  
REQUIRED SUPPLEMENTARY INFORMATION  
SCHEDULE OF CHANGES IN NET PENSION LIABILITY AND RELATED RATIOS  
PENSION PLAN OF BERT FISH MEDICAL CENTER, INC.  
SEPTEMBER 30, 2021  
(UNAUDITED)**

District Fiscal Year Ending September 30, Plan Calendar Year Ending December 31,	<u>2021</u> <u>2020</u>	<u>2020</u> <u>2019</u>	<u>2019</u> <u>2018</u>	<u>2018</u> <u>2017</u>	<u>2017</u> <u>2016</u>	<u>2016</u> <u>2015</u>	<u>2015</u> <u>2014</u>
<b>Total Pension Liability</b>							
Service cost	\$ 32,400	\$ 42,151	\$ 53,688	\$ 60,142	\$ 77,343	\$ 96,595	\$ 87,600
Interest	2,200,371	2,268,339	2,279,054	2,312,487	2,345,349	2,216,355	2,199,371
Benefit changes	-	-	-	-	766,037	-	-
Difference between actual and expected experience	373,746	(368,309)	32,483	323,787	(267,558)	12,175	(370,735)
Changes of assumptions	(296,796)	(509,121)	(103,013)	791,762	1,031,742	1,538,486	307,410
Benefit payments including refunds of contributions	<u>(2,519,758)</u>	<u>(2,438,963)</u>	<u>(2,415,541)</u>	<u>(2,448,158)</u>	<u>(2,145,351)</u>	<u>(2,025,517)</u>	<u>(1,954,497)</u>
Net change in total pension liability	(210,037)	(1,005,903)	(153,329)	1,040,020	1,807,562	1,838,094	269,149
Total pension liability - beginning	35,091,900	36,097,803	36,251,132	35,211,112	33,403,550	31,565,456	31,296,307
<b>Total pension liability - ending (a)</b>	<u>\$ 34,881,863</u>	<u>\$ 35,091,900</u>	<u>\$ 36,097,803</u>	<u>\$ 36,251,132</u>	<u>\$ 35,211,112</u>	<u>\$ 33,403,550</u>	<u>\$ 31,565,456</u>
<b>Total Fiduciary Net Position</b>							
Contributions - employer	\$ -	\$ -	\$ -	\$ 23,343,317	\$ 2,224,183	\$ 2,010,000	\$ 1,940,000
Net investment income	2,251,478	8,983,008	(3,448,702)	5,154,194	1,093,485	128,776	1,290,641
Benefit payments, including refunds of contributions	(2,519,758)	(2,438,963)	(2,415,541)	(2,448,158)	(2,145,351)	(2,025,517)	(1,954,497)
Administrative expense	<u>(44,382)</u>	<u>(42,895)</u>	<u>(74,772)</u>	<u>(35,742)</u>	<u>(30,270)</u>	<u>(61,806)</u>	<u>(23,762)</u>
Net change in plan fiduciary net position	(312,662)	6,501,150	(5,939,015)	26,013,611	1,142,047	51,453	1,252,382
Plan fiduciary net position - beginning	49,907,131	43,405,981	49,344,996	23,331,385	22,189,338	22,137,885	20,885,503
<b>Plan fiduciary net position - ending (b)</b>	<u>\$ 49,594,469</u>	<u>\$ 49,907,131</u>	<u>\$ 43,405,981</u>	<u>\$ 49,344,996</u>	<u>\$ 23,331,385</u>	<u>\$ 22,189,338</u>	<u>\$ 22,137,885</u>
<b>Net pension liability (asset) - ending (a) - (b)</b>	<u>\$ (14,712,606)</u>	<u>\$ (14,815,231)</u>	<u>\$ (7,308,178)</u>	<u>\$ (13,093,864)</u>	<u>\$ 11,879,727</u>	<u>\$ 11,214,212</u>	<u>\$ 9,427,571</u>
Plan fiduciary net position as a percentage of the total pension liability	142.18%	142.22%	120.25%	136.12%	66.26%	66.43%	70.13%
Covered payroll	\$ 366,213	\$ 514,982	\$ 578,535	\$ 782,448	\$ 851,263	\$ 1,337,363	\$ 1,174,181
Net pension liability as a percentage of covered payroll	-4017.50%	-2876.84%	-1263.22%	-1673.45%	1395.54%	838.53%	802.91%

\*10 years of data will be presented as it becomes available.

**SOUTHEAST VOLUSIA HOSPITAL DISTRICT  
REQUIRED SUPPLEMENTARY INFORMATION  
SCHEDULE OF CONTRIBUTIONS  
PENSION PLAN OF BERT FISH MEDICAL CENTER, INC.  
SEPTEMBER 30, 2021  
(UNAUDITED)**

Plan Calendar Year	Actuarially Determined Contribution (ADC)	Contributions in Relation to ADC	Contribution Deficiency (Excess)	Covered Payroll	Contributions as Percentage of Covered Payroll
2020	\$ -	\$ -	\$ -	\$ 366,213	0.00%
2019	-	-	-	514,982	0.00%
2018	-	-	-	578,535	0.00%
2017	2,684,204	23,343,317	(20,659,113)	782,448	2983.37%
2016	2,224,183	2,224,183	-	851,263	261.28%
2015	2,010,000	2,010,000	-	1,337,363	150.30%
2014	1,940,000	1,940,000	-	1,174,181	165.22%

Notes to Schedule:

Valuation Date: 1/1/2021

Methods and assumptions used to determine contribution rates:

Actuarial Cost Method:	Entry Age Normal level % of Pay using 3% assumed salary increases
Amortization Method:	None
Remaining Amortization Period:	None
Asset Valuation Method:	Market Value of Assets
Inflation:	3.00%
Interest:	6.50%
Salary Scale:	N/A for Benefit Accruals Since the Plan is Frozen 3% for EAN Cost Method
Retirement Age:	Active participants were assumed to continue to earn future service towards eligibility for unreduced early retirement. Assumed active participants would commence benefits at the earlier of eligibility for the unreduced benefit or age 62. Terminated vested participants were assumed to commence at age 62.
Mortality:	Post-Retirement – Sex-distinct Pub-2010 Headcount Weighted General Below Median Healthy Retiree Tables, with mortality improvements using MP-2019 on a fully generational basis. Pre-Retirement (Actives only) – None. As there are only 8 actives remaining in the plan, all are assumed to survive to their normal retirement date.

\*10 years of data will be presented as it becomes available

**SOUTHEAST VOLUSIA HOSPITAL DISTRICT  
 REQUIRED SUPPLEMENTARY INFORMATION  
 SCHEDULES OF INVESTMENT RETURNS  
 SEPTEMBER 30, 2021  
 (UNAUDITED)**

<b>For the Plan Calendar Year Ending December 31,</b>	<b>Bert Fish Medical Center Pension Trust Fund</b>
2020	4.63%
2019	21.30%
2018	-7.17%
2017	15.27%
2016	4.92%
2015	5.28%
2014	-0.10%

\*10 years of data will be presented as it becomes available.

**SOUTHEAST VOLUSIA HOSPITAL DISTRICT**  
**SCHEDULE OF PROPORTIONATE SHARE OF NET PENSION LIABILITY**  
**LAST 10 FISCAL YEARS**  
**(UNAUDITED)**

	As of the Plan Year Ended June 30,				
	2021	2020	2019	2018	2017
<b>Florida Retirement System (FRS)</b>					
Proportion of the net pension liability	0.000438134%	0.000397270%	0.000407651%	0.000409387%	0.000327360%
Proportionate share of the net pension liability	\$ 33,096	\$ 172,182	\$ 140,389	\$ 123,309	\$ 96,831
Covered payroll	201,591	195,556	193,283	192,102	146,796
Proportionate share of the net pension liability as a percentage of covered payroll	16.42%	88.05%	72.63%	64.19%	65.96%
Plan fiduciary net position as a percentage of the total pension liability	96.40%	78.85%	82.61%	84.26%	83.89%
<b>Health Insurance Subsidy Program (HIS)</b>					
Proportion of the net pension liability	0.000569311%	0.000563333%	0.000577803%	0.000576051%	0.000460900%
Proportionate share of the net pension liability	\$ 69,835	\$ 68,782	\$ 64,650	\$ 60,970	\$ 49,282
Covered payroll	201,591	195,556	193,283	192,102	146,796
Proportionate share of the net pension liability as a percentage of covered payroll	34.64%	35.17%	33.45%	31.74%	33.57%
Plan fiduciary net position as a percentage of the total pension liability	3.56%	3.00%	2.63%	2.15%	1.64%

Note 1: GASB 68 requires information for 10 years. However, until a full 10-year trend is compiled, information is presented for only those years for which information is available.

**SOUTHEAST VOLUSIA HOSPITAL DISTRICT  
SCHEDULE OF CONTRIBUTIONS  
LAST 10 FISCAL YEARS  
(UNAUDITED)**

	<b>2021</b>	<b>For the Fiscal Year Ended September 30,</b>			<b>2017</b>
	<b>2021</b>	<b>2020</b>	<b>2019</b>	<b>2018</b>	<b>2017</b>
<b>Florida Retirement System (FRS)</b>					
Contractually required contribution	\$ 17,336	\$ 13,200	\$ 12,640	\$ 11,667	\$ 8,522
Contributions in relation to the contractually required contribution	17,336	13,200	12,640	11,667	8,522
Contribution deficiency (excess)	<u>\$ -</u>	<u>\$ -</u>	<u>\$ -</u>	<u>\$ -</u>	<u>\$ -</u>
Covered payroll	\$ 204,584	\$ 195,556	\$ 193,283	\$ 192,102	\$ 146,796
Contributions as a percentage of covered payroll	8.47%	6.75%	6.54%	6.07%	5.81%
<b>Health Insurance Subsidy Program (HIS)</b>					
Contractually required contribution	\$ 3,396	\$ 3,246	\$ 3,208	\$ 3,124	\$ 2,439
Contributions in relation to the contractually required contribution	3,396	3,246	3,208	3,124	2,439
Contribution deficiency (excess)	<u>\$ -</u>	<u>\$ -</u>	<u>\$ -</u>	<u>\$ -</u>	<u>\$ -</u>
Covered payroll	\$ 204,584	\$ 195,556	\$ 193,283	\$ 192,102	\$ 146,796
Contributions as a percentage of covered payroll	1.66%	1.66%	1.66%	1.63%	1.66%

Note 1: GASB 68 requires information for 10 years. However, until a full 10-year trend is compiled, information is presented for only those years for which information is available.

**INDEPENDENT AUDITORS' REPORT ON INTERNAL CONTROL OVER FINANCIAL REPORTING AND ON COMPLIANCE AND OTHER MATTERS BASED ON AN AUDIT OF FINANCIAL STATEMENTS PERFORMED IN ACCORDANCE WITH *GOVERNMENT AUDITING STANDARDS***

To the Board of Commissioners,  
Southeast Volusia Hospital District:

We have audited, in accordance with auditing standards generally accepted in the United States of America and the standards applicable to the financial audits contained in *Government Auditing Standards* issued by the Comptroller General of the United States, the financial statements of the governmental activities, the business-type activities, each major fund, and the aggregate remaining fund information of the Southeast Volusia Hospital District, (the District) as of and for the year ended September 30, 2021, and the related notes to the financial statements, which collectively comprise the District's basic financial statements, and have issued our report thereon dated January 25, 2022.

***Internal Control over Financial Reporting***

In planning and performing our audit of the financial statements, we considered the District's internal control over financial reporting (internal control) as a basis for designing audit procedures that are appropriate in the circumstances for the purpose of expressing our opinions on the financial statements, but not for the purpose of expressing an opinion on the effectiveness of the District's internal control. Accordingly, we do not express an opinion on the effectiveness of the District's internal control.

A *deficiency in internal control* exists when the design or operation of a control does not allow management or employees in the normal course of performing their assigned functions, to prevent, or detect and correct misstatements on a timely basis. A *material weakness* is a deficiency, or a combination of deficiencies, in internal control, such that there is a reasonable possibility that a material misstatement of the entity's financial statements will not be prevented, or detected and corrected on a timely basis. A *significant deficiency* is a deficiency, or a combination of deficiencies, in internal control that is less severe than a material weakness, yet important enough to merit attention by those charged with governance.

Our consideration of internal control was for the limited purpose described in the first paragraph of this section and was not designed to identify all deficiencies in internal control that might be material weaknesses or significant deficiencies. Given these limitations, during our audit we did not identify any deficiencies in internal control that we consider to be material weaknesses. However, material weaknesses may exist that have not been identified.

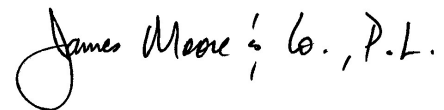


### ***Compliance and Other Matters***

As part of obtaining reasonable assurance about whether the District's financial statements are free from material misstatement, we performed tests of its compliance with certain provisions of laws, regulations, contracts, and grant agreements, noncompliance with which could have a direct and material effect on the financial statements. However, providing an opinion on compliance with those provisions was not an objective of our audit and, accordingly, we do not express such an opinion. The results of our tests disclosed no instances of noncompliance or other matters that are required to be reported under *Government Auditing Standards*.

### **Purpose of this Report**

The purpose of this report is solely to describe the scope of our testing of internal control and compliance and the results of that testing, and not to provide an opinion on the effectiveness of the entity's internal control or on compliance. This report is an integral part of an audit performed in accordance with *Government Auditing Standards* in considering the entity's internal control and compliance. Accordingly, this communication is not suitable for any other purpose.

A handwritten signature in black ink that reads "James Moore & Co., P.L." The signature is written in a cursive style with a large initial 'J'.

Daytona Beach, Florida  
January 25, 2022



**INDEPENDENT AUDITORS' MANAGEMENT LETTER REQUIRED  
BY CHAPTER 10.550, RULES OF THE STATE OF FLORIDA  
OFFICE OF THE AUDITOR GENERAL**

To the Board of Commissioners,  
Southeast Volusia Hospital District:

**Report on the Financial Statements**

We have audited the financial statements of the Southeast Volusia Hospital District, as of and for the fiscal year ended September 30, 2021, and have issued our report thereon dated, January 25, 2022.

**Auditors' Responsibility**

We conducted our audit in accordance with auditing standards generally accepted in the United States of America; the standards applicable to financial audits contained in Government Auditing Standards, issued by the Comptroller General of the United States; and Chapter 10.550, Rules of the Florida Auditor General.

**Other Reporting Requirements**

We have issued our Independent Auditors' Report on Internal Control over Financial Reporting and Compliance and Other Matters Based on an Audit of the Financial Statements Performed in Accordance with *Government Auditing Standards*; and Independent Accountant's Report on an examination conducted in accordance with *AICPA Professional Standards*, AT-C Section 315, regarding compliance requirements in accordance with Chapter 10.550, Rules of the Auditor General. Disclosures in those reports, which are dated January 25, 2022, should be considered in conjunction with this management letter.

**Prior Audit Findings**

Section 10.554(1)(i)1., Rules of the Auditor General, requires that we determine whether or not corrective actions have been taken to address findings and recommendations made in the preceding annual financial audit report. There were no such findings and recommendations.

**Official Title and Legal Authority**

Section 10.554(1)(i)4., Rules of the Auditor General, requires that the name or official title and legal authority for the primary government and each component unit of the reporting entity be disclosed in this management letter, unless disclosed in the notes to the financial statements. The legal authority for the primary government of the reporting entity is disclosed in Note 1 of the basic financial statements.

## **Financial Condition and Management**

Sections 10.554(1)(i)5.a. and 10.556(7), Rules of the Auditor General, require us to apply appropriate procedures and communicate the results of our determination as to whether or not the District has met one or more of the conditions described in Section 218.503(1), Florida Statutes, and identification of the specific condition(s) met. In connection with our audit, we determined that the District did not meet any of the conditions described in Section 218.503(1), Florida Statutes.

Pursuant to Sections 10.554(1)(i)5.b. and 10.556(8), Rules of the Auditor General, we applied financial condition assessment procedures for the District. It is management's responsibility to monitor the District's financial condition, and our financial condition assessment was based in part on representations made by management and review of financial information provided by same.

Section 10.554(1)(i)2., Rules of the Auditor General, requires that we communicate any recommendations to improve financial management. In connection with our audit, we did not have any such recommendations.

## **Special District Component Units**

Section 10.554(1)(i)5.c., Rules of the Auditor General, requires, if appropriate, that we communicate the failure of a special district that is a component unit of a county, municipality, or special district, to provide the financial information necessary for proper reporting of the component unit within the audited financial statements of the county, municipality, or special district in accordance with Section 218.39(3)(b), Florida Statutes. In connection with our audit, we did not note any special district component units; therefore, we did not note any such component units that failed to provide the necessary information, nor is any specific special district information required to be reported.

## **Specific Special District Information – Southeast Volusia Hospital District**

The following items have been provided to us to comply with state reporting requirements and have not been audited by us. We did not audit the following information within this section, nor were we required to perform any procedures to verify the accuracy or the completeness of the information provided by management. We do not express an opinion, a conclusion, nor provide any form of assurance on this data.

As required by Section 218.39(3)(c), Florida Statutes, and Section 10.554(1)(i)6, Rules of the Auditor General, the District reported the following unaudited data:

- a) The total number of district employees compensated in the last pay period of the district's fiscal year: 2.
- b) The total number of independent contractors to whom nonemployee compensation was paid in the last month of the district's fiscal year: -0-.
- c) All compensation earned by or awarded to employees, whether paid or accrued, regardless of contingency: \$270,383.
- d) All compensation earned by or awarded to nonemployee independent contractors, whether paid or accrued, regardless of contingency: \$ -0-.
- e) Each construction project with a total cost of at least \$65,000 approved by the district that is scheduled to begin on or after October 1 of the fiscal year being reported, together with the total expenditures for such project as:
  - a. No such projects noted

- f) A budget variance based on the budget adopted under Section 189.016(4), Florida Statutes, before the beginning of the fiscal year being reported if the district amends a final adopted budget under Section 189.016(6), Florida Statutes, as follows: there were no amendments between the original and final total district expenditure budget.

As required by Section 218.39(3)(c), Florida Statutes, and Section 10.554(1)(i)7, Rules of the Auditor General, the District reported the following unaudited data:

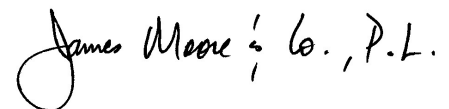
- a) The millage rate or rates imposed by the district: 1.0574.
- b) The total amount of ad valorem taxes collected by or on behalf of the district: \$8,963,368.
- c) The total amount of outstanding bonds issued by the district and the terms of such bonds: No such outstanding bonds noted.

**Additional Matters**

Section 10.554(1)(i)3., Rules of the Auditor General, requires us to communicate noncompliance with provisions of contracts or grant agreements, or abuse, that have occurred, or are likely to have occurred, that have an effect on the financial statements that is less than material but warrants the attention of those charged with governance. In connection with our audit, we did not note any such findings.

**Purpose of this Letter**

Our management letter is intended solely for the information and use of the Legislative Auditing Committee, members of the Florida Senate and the Florida House of Representatives, the Florida Auditor General, Federal and other granting agencies, and applicable management and the Board of Commissioners, and is not intended to be and should not be used by anyone other than these specified parties.



Daytona Beach, Florida  
January 25, 2022



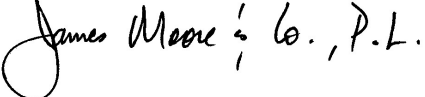
## INDEPENDENT ACCOUNTANTS' EXAMINATION REPORT

To the Board of Commissioners,  
Southeast Volusia Hospital District

We have examined the Southeast Volusia Hospital District's (the District) compliance with Section 218.415, Florida Statutes, *Local Government Investment Policies*, for the year ended September 30, 2021. Management is responsible for the District's compliance with those requirements. Our responsibility is to express an opinion on the District's compliance based on our examination.

Our examination was conducted in accordance with attestation standards established by the American Institute of Certified Public Accountants. Those standards require that we plan and perform the examination to obtain reasonable assurance about whether the District complied with Section 218.415, Florida Statutes, *Local Government Investment Policies*, for the year ended September 30, 2021, in all material respects. An examination involves performing procedures to obtain evidence about the District's compliance with those requirements. The nature, timing, and extent of the procedures selected depend on our judgment, including an assessment of risks of material noncompliance with those requirements, whether due to fraud or error. We believe that the evidence we obtained is sufficient and appropriate to provide a reasonable basis for our opinion.

In our opinion, the Southeast Volusia Hospital District complied, in all material respects, with the aforementioned requirements for the year ended September 30, 2021.

  
James Moore & Co., P.L.

Daytona Beach, Florida  
January 25, 2022