

TAYLOR COUNTY DEVELOPMENT AUTHORITY

FINANCIAL STATEMENTS

YEAR ENDED SEPTEMBER 30, 2019

**TAYLOR COUNTY DEVELOPMENT AUTHORITY
TABLE OF CONTENTS
SEPTEMBER 30, 2019**

	PAGE
INDEPENDENT AUDITORS' REPORT	3 - 4
MANAGEMENT'S DISCUSSION AND ANALYSIS	5 - 9
BASIC FINANCIAL STATEMENTS	
Government-Wide Financial Statements	
Statement of Net Position	11
Statement of Activities	12
Fund Financial Statements	
Governmental Fund Financial Statements:	
Balance Sheet	13
Statement of Revenues, Expenditures and Changes in Fund Balances	14
Reconciliation of the Statement of Revenues, Expenditures and Change: in Fund Balances of Governmental Funds to the Statement of Activities	15
Notes to Financial Statements	16 - 34
REQUIRED SUPPLEMENTARY INFORMATION	
Budget to Actual Comparison Statement - General Fund	36
Schedule of Taylor County Development Authority's Proportionate Share of Net Pension Liability	37
Schedule of Taylor County Development Authority's Contributions	38
Notes to the Required Supplementary Information	39 - 40
Auditor's Report on Internal Control Over Financial Reporting and on Compliance and Other Matters Based on an Audit of Financial Statements Performed in Accordance with Government Auditing Standards	41 - 42
Management Letter and Attestation Report on Compliance with Section 218.415, <i>Florida Statutes</i>	43 - 45
Independent Accountant's Report	46
Communication with Those Charged with Governance	47 - 48



Richard C. Powell, Jr., CPA
Marian Jones Powell, CPA

1359 S.W. Main Blvd.
Lake City, Florida 32025
386 / 755-4200
Fax: 386 / 719-5504
admin@powellandjonescpa.com

INDEPENDENT AUDITOR'S REPORT

To the Board of Directors
Taylor County Development Authority;
Perry, Florida

We have audited the accompanying basic financial statements of the governmental activities of the Taylor County Development Authority (the "Authority") as of and for the year ended September 30, 2019, and the related notes to the financial statements, which collectively comprise the Authority's basic financial statements as listed in the table of contents.

Management's Responsibility for the Financial Statements

Management is responsible for the preparation and fair presentation of these financial statements in accordance with accounting principles generally accepted in the United States of America; this includes design, implementation, and maintenance of internal control relevant to the preparation and fair presentation of financial statements that are free from material misstatement, whether due to fraud or error.

Auditor's Responsibility

Our responsibility is to express opinions on these financial statements based on our audit. We conducted our audit in accordance with auditing standards generally accepted in the United States of America and the standards applicable to financial audits contained in the *Governmental Auditing Standards*, issued by the Comptroller General of the United States. Those standards require that we plan and perform the audit to obtain reasonable assurance about whether the financial statements are free from material misstatement.

An audit involves performing procedures to obtain audit evidence about the amounts and disclosures in the financial statements. The procedures selected depend on the auditor's judgment, including the assessment of the risks of material misstatement of the financial statements, whether due to fraud or error. In making those risk assessments, the auditor considers internal control relevant to the entity's preparation and fair presentation of the financial statements in order to design audit procedures that are appropriate in the circumstances, but not for the purpose of expressing an opinion on the effectiveness of the entity's internal control. Accordingly, we express no such opinion. An audit also includes evaluating the appropriateness of accounting policies used and the reasonableness of significant accounting estimates made by management, as well as evaluating the overall presentation of the financial statements.

We believe that the audit evidence we have obtained is sufficient and appropriate to provide a basis for our audit opinions.

Opinion

In our opinion, the financial statements referred to above present fairly, in all material respects, the financial position of the governmental activities of the Taylor County Development Authority, as of September 30, 2019, and the changes in financial position for the year then ended in accordance with accounting principles generally accepted in the United States of America.

Other Matters

Required Supplemental Information

Accounting principles generally accepted in the United States of America require that the management's discussion and analysis, and budgetary comparison, and schedules of proportionate share of net pension liability and contribution information be presented to supplement the basic financial statements. Such information, although not a part of the basic financial statements, is required by the Governmental Accounting Standards Board, who considers it to be an essential part of the financial reporting for placing the basic financial statements in an appropriate operational, economic, or historical context. We have applied certain limited procedures to the required supplementary information in accordance with auditing standards generally accepted in the United States of America, which consisted of inquiries of management about the methods of preparing the information and comparing the information for consistency with management's responses to our inquiries, the basic financial statements, and other knowledge we obtained during our audit of the basic financial statements. We do not express an opinion or provide any assurance on the information because the limited procedures do not provide us with sufficient evidence to express an opinion or provide any assurance.

Other Reporting Required by Government Auditing Standards

In accordance with *Government Auditing Standards*, we have also issued a report dated June 17, 2020 on our consideration of the Authority's internal control over financial reporting and our tests of its compliance with certain provisions of laws, regulations, contracts, and grant agreements and other matters. The purpose of that report is to describe the scope of our testing of internal control over financial reporting and compliance and the results of that testing, and not to provide an opinion on the internal control over financial reporting or on compliance. That report is an integral part of an audit performed in accordance with *Government Auditing Standards* in considering the Authority's internal control over financial reporting and compliance.



POWELL & JONES
Certified Public Accountants
June 17, 2020

MANAGEMENT'S DISCUSSION AND ANALYSIS

The discussion and analysis of the financial performance of Taylor County Development Authority (the Authority) provides an overall review of the Authority's financial activities for the fiscal year ended September 30, 2019. The intent of this discussion and analysis is to look at the Authority's financial performance as a whole. Readers should also review the basic financial statements and the notes to the basic financial statements to enhance their understanding of the Authority's financial performance.

Report Layout

The Authority has implemented Governmental Accounting Standards Authority (GASB) Statement 34, Basic Financial Statements - and Management's Discussion and Analysis - for State and Local Governments. This statement requires governmental entities to report finances in accordance with specific guidelines. Among those guidelines are the components of this section dealing with management's discussion and analysis. Besides this Management's Discussion and Analysis (MD&A), the report consists of government-wide statements, fund financial statements, and the notes to the financial statements. The first two statements are condensed and present a government-wide view of the Authority's finances. Within this view, all Authority operations are categorized as applicable, and reported as either governmental or business-type activities. Governmental activities include basic planning related services and general administration. The Authority had no business-type activities in this fiscal year. These government-wide statements are designed to be more corporate-like in that all activities are consolidated into a total for the Authority.

Basic Financial Statements

- The Statement of Net Position focuses on resources available for future operations. In simple terms, this statement presents a snap-shot view of the assets the Authority, the liabilities it owes and the net difference. The net difference is further separated into amounts restricted for specific purposes and unrestricted amounts. Governmental activities are reported on the accrual basis of accounting.
- The Statement of Activities focuses on gross and net costs of the Authority's programs and the extent to which such programs rely upon general revenues. This statement summarizes and simplifies the user's analysis to determine the extent to which programs are self-supporting and/or subsidized by general revenues.
- Fund financial statements focus separately on governmental and proprietary funds, as applicable. Governmental fund statements follow the more traditional presentation of financial statements. As stated above, the Authority has no proprietary funds and business-type activities.
- The notes to the financial statements provide additional disclosures required by governmental accounting standards and provide information to assist the reader in understanding the Authority's financial condition.
- The MD&A is intended to serve as an introduction to the Authority's basic financial statements and to explain the significant changes in financial position and differences in operations between the current and prior years.

Required Supplementary Information

- The Authority adopts an annual appropriated budget for its general fund and other governmental funds. A budget to actual comparison statement has been provided for the general fund and for the other governmental funds to demonstrate compliance with this budget. In addition, the Authority presents schedules of proportionate share of net pension liability and contribution information

FINANCIAL HIGHLIGHTS AND ANALYSIS

Government-wide Financial Statements

The assets of the Authority exceeded its liabilities at the close of the fiscal year ended September 30, 2019 by \$196,861, a net decrease of \$126,367 in net position from the prior year. The prior period down-ward adjustment of \$120,480 netted for the overall decrease in net position.

A condensed version of the Statement of Net Position at September 30, 2019 follows:

	Statements of Net Position	
	September 30, 2019	September 30, 2018
Assets		
Current and other assets	\$ 166,342	\$ 168,538
Capital assets, net	73,887	73,887
Restricted cash	-	120,480
Total assets	<u>240,229</u>	<u>362,905</u>
Deferred outflows	<u>10,164</u>	<u>14,660</u>
Liabilities		
Current liabilities	8,731	9,182
Long-term liabilities	37,385	36,866
Total Liabilities	<u>46,116</u>	<u>46,048</u>
Deferred inflows	<u>7,416</u>	<u>8,289</u>
Net Position		
Net investment in capital assets	73,887	73,887
Unrestricted, as restated	122,974	128,861
Restricted, as restated	-	120,480
Total net position, as restated	<u>\$ 196,861</u>	<u>\$ 323,228</u>

Analysis of Change in Net Position

The Authority's net position overall decreased by \$126,367 during the current fiscal year. This increase is explained in the government activities discussion below.

	<u>September 30,</u> <u>2019</u>	<u>September 30,</u> <u>2018</u>
Revenues:		
General revenues:		
Intergovernmental	\$ 100,000	\$ 145,631
Interest and other revenues	<u>1,200</u>	<u>1,900</u>
Total revenues	<u>101,200</u>	<u>147,531</u>
Expenses:		
Economic development	<u>107,087</u>	<u>125,632</u>
Total expenses	<u>107,087</u>	<u>125,632</u>
Change in net position	(5,887)	21,899
Net position, beginning	323,228	128,162
Prior period adjustment	<u>(120,480)</u>	<u>173,167</u>
Net position, ending	<u>\$ 196,861</u>	<u>\$ 323,228</u>

FINANCIAL ANALYSIS OF THE AUTHORITY'S FUNDS

As noted earlier, the Authority uses fund accounting to ensure and demonstrate compliance with finance-related legal requirements.

Governmental Funds

The focus of the Authority's governmental funds is to provide information on near-term inflows, outflows, and balances of resources that are available for spending. Such information is useful in assessing the Authority's financing requirements. In particular, unassigned fund balance may serve as a useful measure of a government's net resources available for spending at the end of the fiscal year. Types of governmental funds reported by the Authority include the General Fund.

As of the end of the current fiscal year, the Authority's governmental funds reported unrestricted ending fund balances of \$160,101. Revenues for governmental functions overall totaled \$101,200 for the current fiscal year. Expenditures totaled \$106,575, which means that expenses exceeded revenues by \$5,375. The general fund is the chief operating fund of the Authority. At the close of the current fiscal year, the unassigned fund balance of the general fund was \$160,101.

CAPITAL ASSET AND DEBT ADMINISTRATION

The Authority's capital assets for its governmental activities as of September 30, 2019, amount to \$73,887 (net of accumulated depreciation).

	<u>Governmental Activities</u>
Land	\$ 73,887
Equipment	41,173
Less: depreciation	<u>(41,173)</u>
Total	<u>\$ 73,887</u>

GENERAL FUND BUDGETARY HIGHLIGHTS

During 2019, the Authority did not amend its General fund Budget. The final expenses were higher than the budgeted expenses by \$151. Actual revenues were higher than the final budgeted amounts by \$1,200.

ECONOMIC OUTLOOK TAYLOR COUNTY, FLORIDA

2019 saw unprecedented growth in prospect and national site consultant visits in Taylor County this resulted in a dramatic shift in decreased expenses in order facilitate these visits. It is the TCDA mission and essential to generate these visits and it is the cornerstone of a growing economic development organization. The community-wide visioning process, Vision 2060, was completed and accepted in 2009. The visioning results have been incorporated into the county's comprehensive plan including a new economic element predicated on the new strategic economic development plan. The Vision 2060 plan has become Taylor County's planning tool, approved by the Florida Department of Community Affairs, in September, 2010. At the same time, DCA approved the County's Evaluation and Appraisal Report changes, resulting in over 13,000 acres of land use designated as regional employment centers, allowing industrial uses. The community has a better understanding of the need to fund economic development at a higher level, although lack of infrastructure will continue to be a major obstacle to economic growth for the next decade.

A ribbon cutting was held at the new tech facility located at the Regional Employment center north - AMTEC Less-Lethal Systems, Inc. (ALS) is a division of a Fortune 200 company. AMTEC Less-Lethal Systems, Inc., manufactures and distributes less-lethal products and services to domestic and international customers, as well as being a leading supplier of tactical and operational equipment.

The facility features state of the art manufacturing operations, warehouse and distribution capabilities with close proximity to major transportation hubs, as well as a stand-alone training facility. The training center will focus on providing less-lethal and tactical training and will include live-fire ranges, force-on-force training, a hostage rescue building, a corrections pod, a breaching facade, and full classroom facilities.

According to ALS President Rick Gardner, "This new facility will solidify our position as a leader in supplying quality less-lethal products, as well as premier training and services to the many men and women who support our communities in the law enforcement, corrections and military markets."

The Reserve at Sweetwater Estuary, a planned coastal resort community, if permitted, could be a catalyst-site project and would have a significant positive economic impact upon Taylor County when completed. The project would consist of 624 residential units, a 400 room conference hotel, 150,000 square feet of commercial space, civic and public uses, roads, pedestrian biking/cart trails, passive recreation boardwalks, kayak launching facility and supporting infrastructure. Also planned is an 18-hole golf course, an approximately 11,000 to 12,000 square foot clubhouse, a 5,500 to 6,500 square foot maintenance facility, and supporting infrastructure. Multiple high level meetings were conducted with project representatives, with the goal of establishing strategies to advance the project. Currently, TCDA is seeking solutions in order to facilitate ongoing talks with the Army Corps of Engineers.

Taylor County's Enterprise Zone was successfully expanded to incorporate the three regional employment centers also known as "Mega Sites", this will enable TCDA to successfully launch global outreach marketing initiatives. Work to establish contact bases with international consulate generals' offices is in process with intended goals of heightening awareness of Taylor County internationally. TCDA continues establish an FTZ (Foreign Trade Zone) to enhance recruitment of both international and domestic companies. In order to facilitate launching a global outreach targeted marketing campaign TCDA contracted with 310 Marketing, a nationally known economic development firm specializing in prospect lead generation. 310 made nearly 4,000 calls to targeted companies involved in advance engineering. The leads that were generated from this initiative were entered into the organization's CRM program Salesforce. During this outreach targeted marketing process new relationships were developed with the German State of Saxony, as well as a premier Canadian site consultant firm headquartered in Montreal.

In order to heighten awareness of the organization to State, National, and international economic development organizations, TCDA developed a new logo, a new brand, and a new website, while continuing to increase website content illustrating the many advantages of locating in Taylor County.

REQUESTS FOR INFORMATION

This financial report is designed to provide a general overview of the Taylor County Development Authority's finances for all those with an interest in the government's finances. If you have questions about this report or need additional information, contact:

Taylor County Development Authority
103 East Ellis St.
Perry, Florida 32347
850-584-5627

Basic Financial Statements

TAYLOR COUNTY DEVELOPMENT AUTHORITY
STATEMENT OF NET POSITION
SEPTEMBER 30, 2019

	Governmental Activities
Assets	
Cash and cash equivalents	\$ 166,342
Capital assets, net	73,887
Total assets	240,229
 Deferred Outflows	
Pension obligations	10,164
 Liabilities	
Current liabilities	
Accounts payable	4,838
Accrued expenses	1,403
Net pension liability	2,490
Total current liabilities	8,731
 Long-term liabilities	
Net pension liability	37,385
Total liabilities	46,116
 Deferred Inflows	
Pension obligations	7,416
 Net Position	
Invested in capital assets	73,887
Unrestricted	122,974
Total net position	\$ 196,861

See notes to financial statements.

TAYLOR COUNTY DEVELOPMENT AUTHORITY
STATEMENT OF ACTIVITIES
For the Fiscal Year Ended September 30, 2019

Governmental Activities	Expenses	Net (Expense) Revenue and Changes in Net Position
		Governmental Activities Total
Economic development	\$ 107,087	\$ 107,087
Total governmental activities	\$ 107,087	107,087
General revenues:		
Intergovernmental		100,000
Miscellaneous income		1,200
Total general revenues		101,200
Change in net position		(5,887)
Net position, beginning of year		323,228
Prior period adjustment		(120,480)
Net position, end of year		\$ 196,861

See notes to financial statements.

TAYLOR COUNTY DEVELOPMENT AUTHORITY
BALANCE SHEET
GOVERNMENTAL FUND
September 30, 2019

	General Fund
Assets	
Cash and cash equivalents	\$ 166,342
Total assets	\$ 166,342
 Liabilities and Fund Balances	
Liabilities	
Accounts payable	\$ 4,838
Accrued liabilities	1,403
Total liabilities	6,241
 Fund balance	
Unassigned	160,101
Total fund balances	160,101
Total liabilities and fund balance	\$ 166,342
 Reconciliation to Statement of Net Position	
Governmental Fund balance	\$ 160,101
 Amounts reported for governmental activities in the statement of net position are different because:	
Capital assets used in governmental activities are not financial resources and, therefore, are not reported in the funds.	73,887
Deferred outflows of resources represent a consumption of fund equity that will be reported as an outflow of resources in a future period and, therefore, are not reported in the governmental funds.	10,164
Deferred inflows of resources represent an acquisition of fund equity that will be recognized as an inflow of resources in a future period and, therefore, are not reported in the governmental funds.	(7,416)
Long-term liabilities are not due in the current period and, therefore, are not reported in governmental funds.	(39,875)
Net position	\$ 196,861

See notes to financial statements.

TAYLOR COUNTY DEVELOPMENT AUTHORITY
STATEMENT OF REVENUES, EXPENDITURES AND CHANGES IN FUND BALANCES
GOVERNMENTAL FUNDS
For the Fiscal Year Ended September 30, 2019

	General Fund
Revenues	
Intergovernmental	\$ 100,000
Miscellaneous	1,200
Total revenues	101,200
 Expenditures	
Economic development	
Personnel services	52,323
Operating expenses	54,252
Total expenditures	106,575
 Change in fund balance	 (5,375)
 Fund balance, beginning of year	 285,956
Prior period adjustment	(120,480)
 Fund balance, end of year	 \$ 160,101

See notes to financial statements.

TAYLOR COUNTY DEVELOPMENT AUTHORITY
RECONCILIATION OF THE STATEMENT OF REVENUES, EXPENDITURES AND CHANGES IN FUND
BALANCES OF GOVERNMENTAL FUNDS TO THE STATEMENT OF ACTIVITIES
For the Fiscal Year Ended September 30, 2019

Net change in fund balance - total governmental funds \$ (5,375)

Amounts reported for governmental activities in the Statement of Activities are different because:

Some expenses related to other assets reported in the statement of activities do not require the use of current financial resources, therefore, are not reported as expenditures in governmental funds. Also, recognition of certain obligations related to prior and subsequent periods are recognized in the statement of activities.

Net pension liability	3,111
Change in deferred inflows/outflows	<u>(3,623)</u>

Change in net position of governmental activities \$ (5,887)

See notes to financial statements.

**TAYLOR COUNTY DEVELOPMENT AUTHORITY
NOTES TO FINANCIAL STATEMENTS
SEPTEMBER 30, 2019**

NOTE 1. SUMMARY OF SIGNIFICANT ACCOUNTING POLICIES

This summary of Significant Accounting Policies is presented to assist the reader in interpreting the financial statements and other data in this report. These policies are considered essential and should be read in conjunction with the accompanying financial statements.

The financial statements of the Authority have been prepared in accordance with generally accepted accounting principles as applied to governmental units. The Governmental Accounting Standards Board (GASB) is the standard-setting body for governmental accounting and financial reporting. The GASB periodically updates its codification of the existing Governmental Accounting and Financial Reporting Standards, which along with the subsequent GASB pronouncements (Statements and Interpretations) constitutes GAAP for governmental units. The most significant of these accounting policies are described below.

Effective October 1, 2003, the Authority adopted the provisions of Governmental Accounting Standards Board (GASB) Statement No. 34, Basic Financial Statements - and Management's Discussion and Analysis- for State and Local Governments, GASB Statement No. 37, Basic Financial Statements- and Management's Discussion and Analysis - for State and Local Governments; Omnibus, GASB Statement No. 38, Certain Financial Statement Note Disclosures, and Interpretation No. 6, Recognition and Measurement of Certain Liabilities and Expenditures in Governmental Fund Financial Statements. Effective October 1, 2011, the Authority adopted the provisions of GASB Statement 54, Fund Balance Reporting and Governmental Fund Type Definitions.

GASB Statement No. 68, *Accounting and Financial Reporting for Pensions—an amendment of GASB Statement No. 27*, effective for periods beginning after June 15, 2014, replaces the requirements of GASB Statements Nos. 27 and 50 as they relate to pensions that are provided through pension plans administered as trusts or equivalent arrangements that meet certain criteria. The standard requires government employers to recognize as a liability, for the first time, their long-term obligation for pension benefits. The employer liability is to be measured as the difference between the present value of projected benefit payments to be provided through the pension plan for past periods of service less the amount of the pension plan's fiduciary net position. Obligations for employers with cost sharing plans will be based on their proportionate share of contributions to the pension plan. The standard also requires more immediate recognition of annual service cost, interest and changes in benefits for pension expense; specifies requirements for discount rates, attribution methods; and changes disclosure requirements.

The Authority's financial statements have been prepared in accordance with the presentation requirements of these statements and interpretation.

Reporting Entity

The Taylor County Development Authority was authorized under Chapter 59-1936, 59-1922 and 59-1927 House Bill No, 1013 (May 14, 1959) Laws of Florida, as amended by Chapter 67-2133 and 86-382, Laws of Florida for the purpose of "performing such acts as shall be necessary for the sound planning for and the development of Taylor County Florida". It is governed by a board of directors.

As required by GAAP, the accompanying financial statements present the Authority as the primary government.

The Authority did not participate in any joint ventures during fiscal year 2018-2019.

Basis of Presentation Government-wide and Fund Financial Statements

Governmental-wide Financial Statements

The *government-wide financial statements* include the statement of net position and the statement of activities. These statements report financial information for the Authority as a whole. Government-wide financial statements are prepared using the economic resources measurement focus. The *statement of activities* reports the expenses of a given function offset by program revenues directly connected with the functional program. A function is an assembly of similar activities and may include portions of a fund or summarize more than one fund to capture the expenses and program revenues associated with a distinct functional activity.

Program revenues may include: (1) charges for services which report fees, fines and forfeitures, and other charges to users of the Authority's services; (2) operating grants and contributions which finance annual operating activities including restricted investment income; and (3) capital grants and contributions which fund the acquisition, construction, or rehabilitation of capital assets. These revenues are subject to externally imposed restrictions to these program uses. Other revenue sources not properly included with program revenues are reported as general revenues.

Fund Financial Statements

Fund financial statements are provided for governmental, proprietary and fiduciary funds. The Authority reports the following major governmental fund:

General Fund- The *General Fund* is the general operating fund of the Authority. It is used to account for all financial resources, which are not properly accounted for in another fund. Activities related to the promotion of economic development flow through the *General Fund*.

Measurement Focus, Basis of Accounting and Financial Statement Presentation

The government-wide financial statements are reported using the economic resource measurement focus and the accrual basis of accounting. Basis of accounting refers to when revenues and expenditures or expenses are recognized in the accounts and recorded in the financial statements. Basis of accounting relates to the timing of the measurements made, regardless of the measurement focus applied. Revenues are recorded when earned and expenses are recorded when a liability is incurred, regardless of the timing of related cash flows. Grants and similar items are recognized as revenue as soon as all eligibility requirements imposed by the provider have been met.

Government fund financial statements are reported using the current financial resources measurement focus and the modified accrual basis of accounting. Revenues are considered to be available when they are collectible within the current period or soon enough thereafter to pay liabilities of the current period. For this purpose, the government considers revenues to be available if they are collected within 60 days of the end of the current fiscal period. Expenditures generally are recorded when a liability is incurred, as under accrual accounting. However, expenditures related to compensated absences and claims and judgments and principal and interest on long term debt, are recorded only when payment is due.

Interest revenue and charges for services, if any, associated with the current fiscal period are all considered to be susceptible to accrual and so have been recognized as revenues of the current fiscal period. All other revenue items are considered to be measurable and available only when cash is received by the government.

The Authority reports the Government Fund. The measurement focus of the Government Funds (in the Fund Financial Statements) is upon determination of financial position and changes in financial position (sources, uses, and balances of financial resources) rather than upon net income. The Government Fund accounts for the Authority's primary services - economic development and is the primary operating unit of the Authority.

Assets, Liabilities, and Net Position or Equity

Cash and Cash Equivalents:

The Authority has defined Cash and Cash Equivalents to include cash on hand, demand deposits, and cash with fiscal agent.

Capital Assets:

Capital assets, which include land, buildings, equipment, improvements other than buildings, intangibles are reported in the applicable governmental or business-type activities columns in the government-wide financial statements. Capital assets, other than infrastructure, are defined as assets with a cost of \$500 or more and an estimated useful life greater than one year. Infrastructure assets are long-lived capital assets that normally are stationary in nature and can be preserved for a significantly greater number of years than most general capital assets. Examples of such assets are buildings, roads, bridges, sidewalks, paved paths, utility systems, storm water drainage systems, traffic control and lighting systems. There are no infrastructure assets reported in the financial statements.

Capital assets are recorded at historical cost when purchased or constructed. Donated capital assets are recorded at the estimated fair market value at the date of donation. The costs of normal maintenance and repairs that do not add to the value of the asset or materially extend asset lives are not capitalized.

Capital assets used in governmental activities are not financial resources, and therefore, are not reported in the fund's financial statements. These general capital assets are included in the governmental activities column of the government-wide financial statements. Depreciation on all exhaustible capital assets used in the General Funds is charged as an expense against their operations. Accumulated depreciation is reported on the respective fund's Statement of Net Assets.

Capital assets are depreciated using the straight-line method over the following estimated useful lives:

Assets	Years
Buildings	20 - 30
Improvements other than buildings	15 - 50
Equipment and machinery	2 - 20
Vehicles	3 - 10
Infrastructure	10 - 40

Compensated Absences:

Full-time, permanent employees are granted vacation benefits in varying amounts to specified maximums depending on tenure with the Authority. Sick leave accrues to full-time, permanent employees to specified maximums. Generally, after one year of service, employees are entitled to a percentage of their sick leave balance and all accrued vacation leave upon termination. The estimated liabilities include required salary-related payments. Compensated absences are not reported as accrued in the government-wide statements because they are not considered material.

Deferred Outflows/Inflows of Resources

In addition to assets, the statement of financial position will sometimes report a separate section for deferred outflows of resources. This separate financial statement element, *deferred outflows of resources*, represents a consumption of net position that applies to a future period(s) and so will *not* be recognized as an outflow of resources (expense/expenditure) until then. The Authority only has one item that qualifies for reporting in this category. This is the deferred charge on pensions in the government-wide statement of net position. Deferred outflows on pensions are recorded when actual earnings on pension plan investments exceed projected earnings and are amortized to pension expense using a systematic and rational method over a closed five-year period. Deferred outflows on pensions also include the difference between expected and actual experience with regard to economic or demographic factors; changes of assumptions about future economic, demographic, or other input factors; or changes in the Authority's proportionate share of net pension liability. These are amortized over the average expected remaining service lives of all employees that are provided with pensions through each pension plan. Contributions to pension plans made subsequent to the measurement date are also deferred and reduce net pension liability in the subsequent year.

In addition to liabilities, the statement of financial position will sometimes report a separate section for deferred inflows of resources. This separate financial statement element, *deferred inflows of resources*, represents an acquisition of net position that applies to a future period(s) and so will *not* be recognized as an inflow of resources (revenue) until that time. The Authority has only one type of item, which is related to pensions. Deferred inflows on pension plan investments exceed actual earnings and are amortized to pension expense using a systematic and rational method over a closed five-year period. Deferred inflows on pensions also include the difference between expected and actual experience with regard to economic or demographic factors; changes of assumptions about future economic, demographic, or other input factors; or changes in the Authority's proportionate share of net pension liability. These are amortized over the average expected remaining service lives of all employees that are provided with pensions through each pension plan.

Fund Balances – Governmental Funds

As of September 30, 2019, fund balances of the governmental funds are classified as follows:

Non-spendable – amounts that cannot be spent either because they are in non-spendable form or because they are legally or contractually required to be maintained intact.

Restricted – amounts that can be spent only for specific purposes because of constitutional provisions, charter requirements or enabling legislation or because of constraints that are externally imposed by creditors, grantors, contributors, or the laws or regulations of other governments.

Committed – amounts that can be used only for specific purposes determined by a formal action of the Governing Board. The Board is the highest level of decision making for the Board. Commitments may be established, modified, or rescinded only through resolutions approved by the Board of Trustees.

Assigned – amounts that do not meet the criteria to be classified as restricted or committed but that are intended to be used for specific purposes. Under the Board’s general procedure, only the Board of Trustees may assign amounts for specific purposes.

Unassigned – all other spendable amounts.

As of September 30, 2019, fund balances are composed of the following:

	<u>General Fund</u>
Unassigned	160,101
	<u>\$ 160,101</u>

As applicable year to year, when an expenditure is incurred for purposes for which both restricted and unrestricted fund balance is available, the Board of Trustees considers restricted funds to have been spent first. When an expenditure is incurred for which committed, assigned, or unassigned fund balances are available, the Board considers amounts to have been spent first out of committed funds, then assigned funds, and finally unassigned funds, as needed, unless the Board of Trustees has provided otherwise in its commitment or assignment actions.

Estimates:

The preparation of financial statements in conformity with generally accepted accounting principles requires management to make estimates and assumptions that affect certain reported amounts and disclosures; accordingly, actual results could differ from these estimates.

NOTE 2. RECONCILIATION OF GOVERNMENT-WIDE AND FUND FINANCIAL STATEMENTS

A. Explanation of Differences Between the Governmental Funds Balance Sheet and the Government-wide Statement of Net Position.

“Total fund balances” of the Board’s governmental funds \$160,101 differs from “net position” of governmental activities \$196,861 reported in the statement of net position. This difference results from the long-term economic focus of the statement of net position versus the current financial resources focus of the governmental funds balance sheet.

Long-term debt transactions

Long-term liabilities to the Board's governmental activities are not due and payable in the current period and accordingly are not reported as fund liabilities. All liabilities (both current and long-term) are reported in the statement of net position. Balances at September 30, 2019 were:

Net pension liability	<u>\$ (39,875)</u>
-----------------------	--------------------

Deferred outflows/inflows of resources

Deferred outflows of resources represent a consumption of net position in a future period while deferred inflows of resources represent an acquisition of net position in a future period and accordingly, are not reported in the governmental fund statements. However, the statement of net position included those deferred outflows/inflows of resources.

Deferred outflows	\$ 10,164
Deferred inflows	<u>(7,416)</u>
	<u>\$ 2,748</u>

Capital assets

Capital assets used in governmental activities are not financial resources and, therefore, are not reported in the funds.

	<u>\$ 73,887</u>
--	------------------

NOTE 2. RECONCILIATION OF GOVERNMENT-WIDE AND FUND FINANCIAL STATEMENTS

A. Explanation of Differences Between Government Fund Operating Statements and the Statement of Net Position

	General Fund	Capital Related Items	Deferred Outflows / Inflows	Long-Term Debt	Statement of Net Position
Assets					
Cash and cash equivalents	\$ 166,342	\$ -	\$ -	\$ -	\$ 166,342
Prepaid expenses	-	-	-	-	-
Capital assets, net	-	73,887	-	-	73,887
Total assets	\$ 166,342	73,887	-	-	240,229
Deferred Outflows					
Pension obligations	-	-	10,164	-	10,164
Liabilities					
Liabilities					
Accounts payable	\$ 4,838	-	-	-	4,838
Accrued liabilities	1,403	-	-	-	1,403
Net pension liability	-	-	-	39,875	39,875
Total liabilities	6,241	-	-	39,875	46,116
Deferred Inflows					
Pension obligations	-	-	7,416	-	7,416
Fund Balance/Net Position					
Fund balance	160,101	73,887	2,748	(39,875)	196,861
Prior year adjustment	(120,480)	-	-	-	(120,480)
Total fund balance/Net position	\$ 39,621	\$ 73,887	\$ 2,748	\$ (39,875)	\$ 76,381

B. Explanation of Differences Between Governmental Fund Operating Statements and the Statement of Activities

The “net change in fund balances” for governmental funds \$14,867 differs from the “change in net position” for governmental activities \$21,899 reported in the statement of activities. The differences arise primarily from the long-term economic focus of the statement of activities versus the current financial resources focus of the governmental funds. The effect of the differences is illustrated below.

Long-term Debt Related Items

Some expenses reported in the statement of activities do not require the use of current financial resources, therefore, are not reported as expenditures in governmental funds.

Net decrease in net pension liability	\$	3,111
Net increase in deferred inflows of resources		<u>(3,623)</u>
	\$	<u><u>(512)</u></u>

NOTE 2. RECONCILIATION OF GOVERNMENT-WIDE AND FUND FINANCIAL STATEMENTS

B. Explanation of Differences Between Government Fund Operating Statements and the Statement of Activities

	<u>General Fund</u>	<u>Capital Related Items</u>	<u>Deferred Outflows / Inflows</u>	<u>Long Term Debt</u>	<u>Statement of Activities</u>
Revenues					
Intergovernmental	\$ 100,000	\$ -	\$ -	\$ -	\$ 100,000
Miscellaneous income	1,200	-	-	-	1,200
Total revenues	<u>101,200</u>	<u>-</u>	<u>-</u>	<u>-</u>	<u>101,200</u>
Expenditures					
Economic development					
Personnel services	52,323	-	3,623	(3,111)	52,835
Operating expenses	54,252	-	-	-	54,252
Total expenditures	<u>106,575</u>	<u>-</u>	<u>3,623</u>	<u>(3,111)</u>	<u>107,087</u>
 Change in fund balance	 (5,375)	 -	 (3,623)	 3,111	 (5,887)
 Fund balance, beginning of year	 285,956	 73,887	 6,371	 (42,986)	 323,228
Prior period adjustment	(120,480)	-	-	-	(120,480)
Fund balance, end of year	<u>\$ 160,101</u>	<u>\$ 73,887</u>	<u>\$ 2,748</u>	<u>\$ (39,875)</u>	<u>\$ 196,861</u>

NOTE 3. STEWARDSHIP, COMPLIANCE AND ACCOUNTABILITY

Budgetary Information

The Authority follows these procedures in establishing the budgetary data reflected in the financial statements.

1. Prior to September 1, the Authority Director submits to Taylor County and the Authority Board a proposed operating budget for the fiscal year commencing the following October 1. The operating budget includes proposed expenditures and the means of financing them.
2. Public meetings and workshops are conducted to obtain comments.
3. Prior to October 1, the budget is legally enacted through passage of a resolution.
4. The Board adopts the budget resolution for the governmental funds. Annual budgets are adopted on a basis consistent with GAAP. The appropriated budget is prepared by fund, function and department. The Authority Director may make transfers of appropriations within a department. Expenditures may not legally exceed appropriations for each individual department.
5. All budget amounts presented in the accompanying financial statements may be adjusted for revisions of the annual budgets during the year. The effect of these revisions would be to reallocate funds within the budget, which did not cause an overall increase in the total budget. Appropriations, except open project appropriations, lapse at the end of the fiscal year. The Authority does not use the encumbrance method.

Compliance with Finance-Related Legal and Contractual Provisions

The Authority has no finance-related legal and contractual provisions.

NOTE 4. CASH AND CASH EQUIVALENTS

Cash and cash equivalents consist of restricted and unrestricted cash and investments with maturities, when purchased, of ninety days or less.

Deposits and Investments

Deposits - At year end, the book balance of the Authority's deposits was \$166,342, consisting of \$166,342 maintained in two checking accounts.

The Florida Security for Public Deposits Act; Chapter 280 of the *Florida Statutes*, provides that qualified public depositories must maintain eligible collateral having a market value equal to fifty percent of the average daily balance for each month of all public deposits in excess of any applicable deposit insurance held by the depository during the twelve months immediately preceding the date of any computation of the balance. As such, the depository is not required to hold collateral in the Authority's name nor specify which collateral is held for the Authority's benefit. The Public Deposit Security Trust Fund, as created under the laws of the State of Florida, would be required to pay the Authority for any deposits not covered by depository insurance or collateral pledged by the depository as previously described.

Except for the pension trust funds, the Authority's investment activity for the year consisted solely of certificates of deposit with various short-term maturities, i.e., for periods of less than three months. All such investments are recorded at cost which approximates market value and would be classified in category (1) reflected above.

NOTE 5. PREPAID EXPENSES

Certain payments to vendors reflect costs applicable to future accounting periods and are recorded as prepaid items in both the government-wide and fund financial statements. Prepaid items recorded in governmental funds do not reflect current appropriable resources and, thus, are reported as part of non-spendable fund balance. Prepaid expenses in the amount of \$0 were recorded at the fiscal year end.

NOTE 6. CAPITAL ASSETS

Capital asset activity for the fiscal year ended September 30, 2019 was as follows:

	Primary Government			Ending Balance
	Beginning Balance	Additions	Reductions	
Governmental activities:				
Land	\$ 73,887	\$ -	\$ -	\$ 73,887
Depreciable assets:				
Equipment	41,173	-	-	41,173
Less: Accumulated depreciation	(41,173)	-	-	(41,173)
Total depreciable assets, net	-	-	-	-
Capital assets, net	<u>\$ 73,887</u>	<u>\$ -</u>	<u>\$ -</u>	<u>\$ 73,887</u>

NOTE 7. OTHER INFORMATION

Risk Management

The Authority is exposed to various risks of loss related to torts; theft of, damage to and destruction of assets; errors and omissions; and natural disasters for which the Authority carries commercial insurance. Through the Florida League of Cities, insurance against losses are provided for the following types of risk:

- Workers' Compensation and Employer's Liability
- General and Automobile Liability
- Real and Personal Property Damage
- Public Officials Liability
- Accidental Death and Dismemberment

The Authority's coverage for Workers' Compensation is under a retrospectively rated policy. Premiums are accrued based on the ultimate cost to date of the Authority's experience for this type of risk.

NOTE 8. SUMMARY DISCLOSURE OF SIGNIFICANT CONTINGENCIES

Litigation

During the ordinary course of its operation, the Authority may be a party to various claims, legal actions and complaints. These matters are covered by the Authority's Risk Management Program.

In the opinion of the Authority's management and legal counsel, there are no matters that are anticipated to have a material financial impact on the Authority.

NOTE 9. DEFINED BENEFIT/DEFINED CONTRIBUTION PENSION PLANS AND COST SHARING MULTIPLE EMPLOYER DEFINED BENEFIT PENSION PLANS – FLORIDA RETIREMENT SYSTEM PENSION PLAN AND THE RETIREMENT HEALTH INSURANCE SUBSIDY PROGRAM

Florida Retirement System

General Information - All full-time employees of the Authority hired prior to January 1, 1996, participate in the Florida Retirement System (FRS). As provided by Chapters 121 and 112, *Florida Statutes*, the FRS provides two cost sharing, multiple employer defined benefit plans administered by the Florida Department of Management Services, Division of Retirement, including the FRS Pension Plan ("Pension Plan") and the Retiree Health Insurance Subsidy ("HIS Plan"). Under Section 121.4501, *Florida Statutes*, the FRS also provides a defined contribution plan ("Investment Plan") alternative to the FRS Pension Plan, which is administered by the State Board of Administration ("SBA"). As a general rule, membership in the FRS is compulsory for all employees working in a regularly established position for a state agency, county government, Authority school board, state university, community college, or a participating Authority or special Authority within the State of Florida. The FRS provides retirement and disability benefits, annual cost-of-living adjustments, and death benefits to plan members and beneficiaries. Benefits are established by Chapter 121, *Florida Statutes*, and Chapter 60S, Florida Administrative Code. Amendments to the law can be made only by an act of the Florida State Legislature.

The State of Florida annually issues a publicly available financial report that includes financial statements and required supplementary information for the FRS. The latest available report may be obtained by writing to the State of Florida Division of Retirement, Department of Management Services, P.O. Box 9000, Tallahassee, Florida 32315-9000, or from the Web site: www.dms.myflorida.com/workforce_operations/retirement/publications.

A. Pension Plan

Plan Description – The Pension Plan is a cost-sharing multiple-employer defined benefit pension plan, with a Deferred Retirement Option Program ("DROP") for eligible employees.

Benefits Provided - Benefits under the Pension Plan are computed on the basis of age, average final compensation, and service credit. For Pension Plan members enrolled before July 1, 2011, Regular class members who retire at or after age 62 with at least six years of credited service or 30 years of service regardless of age are entitled to a retirement benefit payable monthly for life, equal to 1.6% of their final average compensation based on the five highest years of salary, for each year of credited service. Vested members with less than 30 years of service may retire before age 62 and receive reduced retirement benefits. Special Risk Administrative Support class members who retire at or after age 55 with at least six years of credited service or 25 years of service

regardless of age are entitled to a retirement benefit payable monthly for life, equal to 1.6% of their final average compensation based on the five highest years of salary, for each year of credited service. Special Risk class members (sworn law enforcement officers, firefighters, and correctional officers) who retire at or after age 55 with at least six years of credited service, or with 25 years of service regardless of age, are entitled to a retirement benefit payable monthly for life, equal to 3.0% of their final average compensation based on the five highest years of salary for each year of credited service. Senior Management Service class members who retire at or after age 62 with at least six years of credited service or 30 years of service regardless of age are entitled to a retirement benefit payable monthly for life, equal to 2.0% of their final average compensation based on the five highest years of salary for each year of credited service. Elected Officers' class members who retire at or after age 62 with at least six years of credited service or 30 years of service regardless of age are entitled to a retirement benefit payable monthly for life, equal to 3.0% (3.33% for judges and justices) of their final average compensation based on the five highest years of salary for each year of credited service.

For Plan members enrolled on or after July 1, 2011, the vesting requirement is extended to eight years of credited service for all these members and increasing normal retirement to age 65 or 33 years of service regardless of age for Regular, Senior Management Service, and Elected Officers' class members, and to age 60 or 30 years of service regardless of age for Special Risk and Special Risk Administrative Support class members. Also, the final average compensation for all these members will be based on the eight highest years of salary.

As provided in Section 121.101, *Florida Statutes*, if the member is initially enrolled in the Pension Plan before July 1, 2011, and all service credit was accrued before July 1, 2011, the annual cost-of-living adjustment is three percent per year. If the member is initially enrolled before July 1, 2011, and has service credit on or after July 1, 2011, there is an individually calculated cost-of-living adjustment. The annual cost-of-living adjustment is a proportion of three percent determined by dividing the sum of the pre-July 2011 service credit by the total service credit at retirement multiplied by three percent. Plan members initially enrolled on or after July 1, 2011, will not have a cost-of-living adjustment after retirement.

In addition to the above benefits, the DROP program allows eligible members to defer receipt of monthly retirement benefit payments while continuing employment with a FRS employer for a period not to exceed 60 months after electing to participate. Deferred monthly benefits are held in the FRS Trust Fund and accrue interest. There are no required contributions by DROP participants

Contributions – Effective July 1, 2011, all enrolled members of the FRS, other than DROP participants, are required to contribute three percent of their salary to the FRS. In addition to member contributions, governmental employers are required to make contributions to the FRS based on state-wide contribution rates established by the Florida Legislature. These rates are updated as of July 1 of each year. The employer contribution rates by job class for the periods from October 1, 2018 through June 30, 2019 and from July 1, 2019 through September 30, 2019, respectively, were as follows: Regular— 8.26% and 8.47%; Special Risk Administrative Support— 34.98% and 38.59%; Special Risk— 24.50% and 25.48%; Senior Management Service— 24.06% and 25.41%; Elected Officers'— 48.70% and 48.82%; and DROP participants— 14.03% and 14.60%. These employer contribution rates include 1.66% and 1.66% HIS Plan subsidy for the periods October 1, 2018 through June 30, 2019 and from July 1, 2019 through September 30, 2019, respectively.

The Authority's contributions, including employee contributions, to the Pension Plan totaled \$2,875 for the fiscal year ended September 30, 2019.

Pension Liabilities, Pension Expense, and Deferred Outflows of Resources and Deferred Inflows of Resources Related to Pensions – At September 30, 2019, the Authority reported a liability of \$20,814 for its proportionate share of the Pension Plan’s net pension liability. The net pension liability was measured as of June 30, 2019, and the total pension liability used to calculate the net pension liability was determined by an actuarial valuation as of July 1, 2018. The Authority’s proportionate share of the net pension liability was based on the Authority’s 2018-19 fiscal year contributions relative to the 2017-18 fiscal year contributions of all participating members. At June 30, 2019, the Authority’s proportionate share was 0.0000604375 percent, which was an increase (decrease) of (0.0000089391) percent from its proportionate share measured as of June 30, 2018.

For the fiscal year ended September 30, 2019, the Authority recognized pension expense of \$720. In addition the Authority reported deferred outflows of resources and deferred inflows of resources related to pensions from the following sources:

Description	Deferred Outflows of Resources	Deferred Inflows of Resources
Differences between expected and actual experience	\$ 1,235	\$ 13
Changes in assumptions	5,346	-
Net difference between projected and actual earnings on Pension Plan investments	-	1,152
Changes in proportion and differences between City Pension Plan contributions and proportionate share of contributions	746	4,670
Authority Pension Plan contributions subsequent to the measurement date	310	-
Total	\$ 7,637	\$ 5,835

The deferred outflows of resources related to the Pension Plan, totaling \$310 resulting from Authority contributions to the Plan subsequent to the measurement date, will be recognized as a reduction of the net pension liability in the fiscal year ended September 30, 2019. Other amounts reported as deferred outflows of resources and deferred inflows of resources related to the Pension Plan will be recognized in pension expense as follows:

Fiscal Year Ending September 30	Amount
2020	\$ 541
2021	163
2022	394
2023	298
2024	77
Thereafter	19
	\$ 1,492

Actuarial Assumptions – The total pension liability in the July 1, 2018 actuarial valuation was determined using the following actuarial assumption, applied to all period included in the measurement:

Inflation	2.60 %
Salary increases	3.25%, average, including inflation
Investment rate of return	6.90%, net of pension plan investment expense, including inflation

Mortality rates were based on the Generational RP-2000 with Projection Scale BB tables.

The actuarial assumptions used in the July 1, 2019 valuation were based on the results of an actuarial experience study for the period July 1, 2008 through June 30, 2013.

The long-term expected rate of return on Pension Plan investments was not based on historical returns, but instead is based on a forward-looking capital market economic model. The allocation policy's description of each asset class was used to map the target allocation to the asset classes shown below. Each asset class assumption is based on a consistent set of underlying assumptions and includes an adjustment for the inflation assumption. The target allocation and best estimates of arithmetic and geometric real rates of return for each major asset class are summarized in the following table:

<u>Asset Class</u>	<u>Target Allocation*</u>	<u>Annual Arithmetic Return</u>	<u>Compound Annual (Geometric) Return</u>	<u>Standard Deviation</u>
Cash	1.0%	3.3%	3.3%	1.2%
Fixed income	18.0%	4.1%	4.1%	3.5%
Global equity	54.0%	8.0%	6.8%	16.5%
Real estate	10.0%	6.7%	6.1%	11.7%
Private equity	11.0%	11.2%	8.4%	25.8%
Strategic investments	6.0%	5.9%	5.7%	6.7%
Assumed Inflation - Mean			2.6%	1.7%

*As outlined in the Pension Plan's investment policy

Discount Rate - The discount rate used to measure the total pension liability was 6.90%. The Pension Plan's fiduciary net position was projected to be available to make all projected future benefit payments of current active and inactive employees. Therefore, the discount rate for calculation the total pension liability is equal to the long-term expected rate of return.

Sensitivity of the Authority's Proportionate Share of the Net Position Liability to Changes in the Discount Rate - The following represents the Authority's proportionate share of the net pension liability calculated using the discount rate of 6.90%, as well as what the Authority's proportionate share of the net pension liability would be if it were calculated using a discount rate that is one percentage point lower (5.90%) or one percentage point higher (7.90%) than the current rate:

	<u>1% Decrease 5.9%</u>	<u>Current Discount Rate 6.9%</u>	<u>1% Increase 7.9%</u>
Authority's proportionate share of the net pension liability	\$ 35,980	\$ 20,814	\$ 8,147

Pension Plan Fiduciary Net Position - Detailed information regarding the Pension Plan's fiduciary net position is available in the separately issued FRS Pension Plan and Other State-Administered Systems Comprehensive Annual Financial Report.

Payables to the Pension Plan - At September 30, 2019, the Authority had \$89 payable for outstanding contributions to the Pension Plan required for the fiscal year ended September 30, 2019.

B. HIS Plan

Plan Description - The HIS Plan is a cost-sharing multiple-employer defined benefit pension plan established under Section 112.363, *Florida Statutes*, and may be amended by the Florida legislature at any time. The benefit is a monthly payment to assist retirees of State-administered retirement systems in paying their health insurance costs and is administered by the Florida Department of Management Services, Division of Retirement.

Benefits Provided - For the fiscal year ended September 30, 2019, eligible retirees and beneficiaries received a monthly HIS payment of \$5 for each year of creditable service completed at the time of retirement, with a minimum HIS payment of \$30 and a maximum HIS payment of \$150 per month. To be eligible to receive these benefits, a retiree under a State-administered retirement system must provide proof of health insurance coverage, which may include Medicare.

Contributions - The HIS Plan is funded by required contributions from FRS participating employers as set by the Florida Legislature. Employer contributions are a percentage of gross compensation for all active FRS members. For the fiscal year ended September 30, 2019, the HIS contribution for the period October 1, 2018 through June 30, 2019 and from July 1, 2019 through September 30, 2019 was 1.66% and 1.66%, respectively. The Authority contributed 100% of its statutorily required contributions for the current and preceding three years. HIS Plan contribution are deposited in a separate trust fund from which payments are authorized. HIS Plan benefits are not guaranteed and are subject to annual legislative appropriation. In the event legislative appropriation or available funds fail to provide full subsidy benefits to all participants, benefits may be reduced or cancelled.

The Authority's contributions to the HIS Plan totaled \$2,632 for the fiscal year ended September 30, 2019.

Pension Liabilities, Pension Expense, and Deferred Outflows of Resources and Deferred Inflows of Resources Related to Pensions - At September 30, 2019, the Authority reported a liability of \$19,061 for its proportionate share of the HIS Plan's net pension liability. The net pension liability was measured as of June 30, 2019, and the total pension liability used to calculate the net pension liability was determined by an actuarial valuation as of July 1, 2018. The Authority's proportionate share of the net pension liability was based on the Authority's 2018-19 fiscal year contributions relative to the 2017-18 fiscal year contributions of all participating members. At June 30, 2019, the Authority's proportionate share was 0.0001703571 percent, which was an increase (decrease) of (0.0000383395) percent from its proportionate share measured as of June 30, 2018.

For the fiscal year ended September 30, 2019, the Authority recognized pension expense of \$659. In addition the Authority reported deferred outflows of resources and deferred in flows of resources related to pensions from the following sources:

<u>Description</u>	<u>Deferred Outflows of Resources</u>	<u>Deferred Inflows of Resources</u>
Differences between expected and actual experience	\$ 232	\$ 23
Changes in assumptions	2,207	1,558
Net difference between projected and actual earnings on HIS Plan investments	12	-
Changes in proportion and differences between Authority HIS Plan contributions and proportionate share of contributions	-	-
Authority HIS Plan contributions subsequent to the measurement date	76	-
Total	<u>\$ 2,527</u>	<u>\$ 1,581</u>

The deferred outflows of resources related to the HIS Plan, totaling \$76 resulting from Authority contributions to the HIS Plan subsequent to the measurement date, will be recognized as a reduction of the net pension liability in the fiscal year ended September 30, 2018. Other amounts reported as deferred outflows of resources and deferred inflows of resources related to the HIS Plan will be recognized in pension expense as follows:

Fiscal Year Ending September 30	
2020	\$ 371
2021	297
2022	162
2023	(118)
2024	21
Thereafter	137
	<u>\$ 870</u>

Actuarial Assumptions – The total pension liability in the July 1, 2019, actuarial valuation was determined using the following actuarial assumptions, applied to all periods included in the measurement:

Inflation	2.60%
Salary increases	3.25%, average, including inflation
Municipal bond rate	3.50%

Mortality rates were based on the Generational RP-2000 with Projection Scale BB tables.

The actuarial assumptions used in the July 1, 2019, valuation were based on the results of an actuarial experience study for the period July 1, 2008 through June 30, 2013.

Discount Rate - The discount rate used to measure the total pension liability was 3.50%. In general, the discount rate for calculating the total pension liability is equal to the single rate equivalent to discounting at the long-term expected rate of return for benefit payments prior to the projected

depletion date. Because the HIS benefit is essentially funded on a pay-as-you-go basis, the depletion date is considered to be immediate, and the single equivalent discount rate is equal to the municipal bond rate selected by the HIS Plan sponsor. The Bond Buyer General Obligation 20-Bond Municipal Bond Index was adopted as the applicable municipal bond index.

Sensitivity of the Authority's Proportionate Share of the Net Position Liability to Changes in the Discount Rate - The following represents the Authority's proportionate share of the net pension liability calculated using the discount rate of 3.50%, as well as what the Authority's proportionate share of the net pension liability would be if it were calculated using a discount rate that is one percentage point lower (2.50%) or one percentage point higher (4.50%) than the current rate:

	1% Decrease 2.50%	Current Discount Rate 3.50%	1% Increase 4.50%
Authority proportionate share of the net pension liability	<u>\$ 21,759</u>	<u>\$ 19,061</u>	<u>\$ 16,814</u>

Fiduciary Net Position - Detailed information regarding the HIS Plan's fiduciary net position is available in the separately issued FRS Pension Plan and Other State-Administered Systems Comprehensive Annual Financial Report.

Payables to the Pension Plan - At September 30, 2019, the Authority had \$82 payable for outstanding contributions to the HIS Plan required for the fiscal year ended September 30, 2019.

B. Investment Plan

The SBA administers the defined contribution plan officially titled the FRS Investment Plan. The investment Plan is reported in the SBA's annual financial statements and in the State of Florida Comprehensive Annual Financial Report.

As provided in Section 121.4501, *Florida Statutes*, eligible FRS members may elect to participate in the Investment Plan in lieu of the FRS defined benefit plan. Authority employees participating in DROP are not eligible to participate in the Investment Plan. Employer and employee contributions, including amounts contributed to individual member's accounts, are defined by law, but the ultimate benefit depends in part on the performance of investment funds. Benefit terms, including contribution requirements, for the Investment Plan are established and may be amended by the Florida Legislature. The Investment Plan is funded with the same employer and employee contribution rates that are based on salary and membership class (Regular Class, Elected Authority Officers, etc.), as the Pension Plan. Contributions are directed to individual member accounts, and the individual members allocate contributions and account balances among various approved investment choices. Costs of administering the Investment Plan, including the FRS Financial Guidance Program, are funded through an employer contribution of 0.04 percent of payroll and by forfeited benefits of plan members. Allocations to the investment member's accounts during the 2018-19 fiscal year, as established by Section 121.72, *Florida Statutes*, are based on a percentage of gross compensation, by class, as follows: Regular class 6.30%, Special Risk Administrative Support class 7.95%, Special Risk class 14.00%, Senior Management Service class 7.67% and Authority Elected Officers class 11.34%.

For all membership classes, employees are immediately vested in their own contributions and are vested after one year of service for employer contributions and investment earnings. If an

accumulated benefit obligation for service credit originally earned under the Pension Plan is transferred to the Investment Plan, the member must have the years of service required for Pension Plan vesting (including the service credit represented by the transferred funds) to be vested for these funds and the earnings on the funds. Nonvested employer contributions are placed in a suspense account for up to five years. If the employee returns to FRS-covered employment within the five-year period, the employee will regain control over their account. If the employee does not return within the five-year period, the employee will forfeit the accumulated account balance. For the fiscal year ended September 30, 2018, the information for the amount of forfeitures was unavailable from the SBA; however, management believes that these amounts, if any, would be immaterial to the Authority.

After termination and applying to receive benefits, the member may rollover vested funds to another qualified plan, structure a periodic payment under the Investment Plan, receive a lump-sum distribution, leave the funds invested for future distribution, or any combination of these options. Disability coverage is provided; the member may either transfer the account balance to the Pension Plan when approved for disability retirement to receive guaranteed lifetime monthly benefits under the Pension Plan, or remain in the Investment Plan and rely upon that account balance for retirement income.

The Authority did not have any participants in the Investment Plan for the fiscal year ended September 30, 2019.

NOTE 10. PRIOR YEAR ADJUSTMENTS

The prior year fund balance of the general fund was over adjusted to reflect for the sale of property and restricted cash received in the 2016 fiscal year. The following is a schedule of the changes to the fund balance and restricted cash:

	<u>Decrease</u>
Restricted cash	<u>\$ 120,480</u>
Fund balance	<u><u>\$ 120,480</u></u>

NOTE 11. SUBSEQUENT EVENTS

In March 2020, the World Health Organization made the assessment that the outbreak of a novel coronavirus (COVID-19) was characterized as a pandemic. As a result, uncertainties have arisen that may have a significant negative impact on the operating activities and results of the Country. The occurrence and extent of such an impact will depend on future developments, including (i) the duration and spread of the virus, (ii) government quarantine measures, (iii) voluntary and precautionary restrictions on travel or meetings, (iv) the effects on the financial markets, and (v) the effects on the economy overall, all of which are uncertain.

REQUIRED SUPPLEMENTARY INFORMATION

**TAYLOR COUNTY DEVELOPMENT AUTHORITY
BUDGET TO ACUTAL COMPARISON STATEMENT- GENERAL FUND
For The Year End September 30, 2019**

	Original and Final Budgeted Amounts	Actual Amounts	Variance Under / (Over) Final Budget
Revenues			
Intergovernmental	100,000	100,000	-
Miscellaneous income	-	1,200	1,200
Total revenues	100,000	101,200	1,200
Expenditures			
Economic development:			
Personnel costs	75,000	52,323	22,677
Legal and consulting services	4,500	16,297	(11,797)
Accounting services	11,300	7,800	3,500
Contractual services	1,200	12,115	(10,915)
Travel and meetings	4,000	9,600	(5,600)
Communications	4,800	2,912	1,888
Utility services	1,824	1,326	498
Repairs and maintenance	1,000	450	550
Promotional activities	1,000	2,206	(1,206)
Office supplies	1,500	1,245	255
Memberships and dues	300	225	75
Total economic development expenditures	106,424	106,575	(151)
Excess (deficit) of revenues over expenditures	(6,424)	(5,375)	1,049
Fund balance, beginning of year	20,260	285,956	265,696
Prior period adjustment	-	(120,480)	-
Fund balance, end of year	\$ 13,836	\$ 160,101	\$ 266,745

REQUIRED SUPPLEMENTARY INFORMATION
SCHEDULE OF TAYLOR COUNTY DEVELOPMENT AUTHORITY
FLORIDA RETIREMENT SYSTEM AND HEALTH INSURANCE SUBSIDY PROGRAM
LAST 10 FISCAL YEARS*

	<u>2019</u>	<u>2018</u>	<u>2017</u>	<u>2016</u>	<u>2015</u>	<u>2014</u>
Contractually required FRS contribution	\$ 2,155	\$ 2,681	\$ 5,234	\$ 5,234	\$ 4,840	\$ 3,953
Contractually required HIS contribution	1,973	2,833	2,944	2,944	2,723	2,224
Total Contractually Required Contributions	4,128	5,514	8,178	8,178	7,563	6,177
Contributions in relation to the contractually required contribution	(4,128)	(5,514)	(8,178)	(8,178)	(7,563)	(6,177)
Contribution deficiency (excess)	-	-	-	-	-	-
Administration's covered-employee payroll	44,909	80,694	95,101	95,101	102,462	103,278
Contributions as a percentage of covered-employee payroll	9.19%	6.83%	8.60%	8.60%	7.38%	5.98%

*GASB 68 requires information for 10 years. However, until a full 10-year trend is compiled, only those years for which information is available is presented.

REQUIRED SUPPLEMENTARY INFORMATION
SCHEDULE OF TAYLOR COUNTY DEVELOPMENT AUTHORITY PROPORTIONATE SHARE OF NET PENSION LIABILITY
FLORIDA RETIREMENT SYSTEM AND HEALTH INSURANCE SUBSIDY PROGRAM
LAST 10 FISCAL YEARS*

	<u>2019</u>	<u>2018</u>	<u>2017</u>	<u>2016</u>	<u>2015</u>	<u>2014</u>
City's proportion of the FRS net pension liability (asset)	0.000060438%	0.000069377%	0.000085469%	0.000085469%	0.001163510%	0.000106705%
City's proportionate share of the FRS net pension liability (asset)	\$ 20,814	\$ 20,897	\$ 21,581	\$ 21,581	\$ 15,028	\$ 6,511
City's proportion of the HIS net pension liability (asset)	0.000170357%	0.000208697%	0.000298696%	0.000298696%	0.000337548%	0.000336435%
City's proportionate share of the HIS net pension liability (asset)	19,061	22,089	34,812	34,812	34,425	31,457
City's proportionate share of the total net pension liability (asset)	<u>\$ 39,875</u>	<u>\$ 42,986</u>	<u>\$ 56,393</u>	<u>\$ 56,393</u>	<u>\$ 49,453</u>	<u>\$ 37,968</u>
City's covered-employee payroll	\$ 44,909	\$ 80,694	\$ 95,101	\$ 95,101	\$ 102,462	\$ 103,278
City's proportionate share of the net pension liability (asset) as a percentage of its covered-employee payroll	88.79%	53.27%	59.30%	59.30%	48.26%	36.76%
Plan fiduciary net position as a percentage of the total pension liability	78.22%	79.86%	90.67%	92.00%	96.09%	

Note 1) The amounts presented for each year were determined as of the June 30 year end of the Florida Retirement System

*GASB 68 requires information for 10 years. However, until a full 10-year trend is compiled, only those years for which information is available is presented.

**NOTES TO THE REQUIRED SUPPLEMENTARY INFORMATION
TAYLOR COUNTY DEVELOPMENT AUTHORITY'S PROPORTIONATE SHARE OF THE NET PENSION
LIABILITY AND REQUIRED CONTRIBUTIONS
FLORIDA RETIREMENT SYSTEM AND HEALTH INSURANCE SUBSIDY PROGRAM
For the Fiscal Year End September 30, 2018**

Net Pension Liability

The components of the collective net pension liability of the participating employers for each defined benefit plan for the measurement date of September 30, 2019, are shown below (in thousands):

	FRS	HIS
Total pension liability	\$ 198,012,334	\$ 11,491,044
Plan fiduciary net position	(163,573,726)	(302,045)
	\$ 34,438,608	\$ 11,188,999

Plan fiduciary net position as a percentage
of the total pension liability

The total pension liability for each plan was determined by the plans' actuary and reported in the plans' valuations dated July 1, 2019. The fiduciary net position used by the actuary to determine the net pension liability (as shown above) was determined on the same basis used by the plan. The fiduciary net position is reported in the financial statements and the net pension liability is disclosed in the notes to the financial statements. Update procedures were not used.

The HIS actuarial valuation was prepared as of July 1, 2019, and update procedures were used to determine liabilities as of July 1, 2018. The fiduciary net position used by the actuary to determine the net pension liability (as shown above) was determined on the same basis used by the Plan. The fiduciary net position is reported in the financial statements and the net pension liability is disclosed in the notes to the financial statements.

Basis for Allocation

The employer's proportionate share reported in the pension allocation schedules was calculated using accrued retirement contributions related to the reporting periods included in the System's fiscal years ending June 30, 2017, 2018 and 2019, respectively, for employers that were members of the FRS and HIS during those fiscal years. For fiscal year 2019, in addition to contributions from employers the required accrued contributions for the Division (paid on behalf of the Division's employees who administer the Plans) were allocated to each employer on a proportionate basis. The Division administers the Plans, and therefore, cannot allocate a portion of the liability to itself. Although GASB 68 encourages the use of the employers' projected long-term contribution effort to the retirement plan, allocating on the basis of historical employer contributions is acceptable. The aggregate employer contribution amounts for each fiscal year agree to the employer contribution amounts reported in the system's CAFR for that fiscal year.

The proportion calculated based on contributions for each of the fiscal years presented in the pension allocation schedules was applied to the net pension liability and other pension amounts applicable for that fiscal year to determine each employer's proportionate share of the liability, deferred outflows of resources, deferred inflow of resources and associated pension expense.

For the purposes of the pension allocation schedules, pension amounts are allocated to reporting employers. The pension amounts of participating employers whose payrolls are reported and contributions are remitted by another entity are included in the reporting employer's amounts and will be allocated to the participating employer by the reporting employer.

Actuarial Methods and Assumptions

Actuarial assumptions for both cost-sharing defined benefit plans are reviewed annually by the Florida Retirement System Actuarial Assumptions Conference. The FRS Pension Plan has a valuation performed annually. The HIS Program has a valuation performed biennially that is updated for GASB reporting in the year a valuation is not performed. The most recent experience study for the FRS Pension Plan was completed in 2014 for the period July 1, 2008 through June 30, 2013. Because the HIS Program is funded on a pay-as-you-go basis, no experience study has been completed for that program. The actuarial assumptions that determined the total pension liability for the HIS Program were based on certain results of the most recent experience study for the FRS Pension Plan.

The total pension liability for each cost-sharing defined benefit plan was determined using the individual entry age actuarial cost method. Inflation increases for both Plans is assumed at 2.60%. Payroll growth, including inflation, for both Plans is assumed at 3.25%. Both the discount rate and the long-term expected rate of return used for FRS Pension Plan investments is 7.60%. The Plan's fiduciary net position was projected to be available to make all projected future benefit payments of current active and inactive employees. Therefore, the discount rate for calculating the total pension liability is equal to the long-term expected rate of return.

Because the HIS Program uses a pay-as-you-go funding structure, a municipal bond rate of 2.85% was used to determine the total pension liability for the program (Bond Buyer General Obligation 20-Bond Municipal Bond Index). Mortality assumptions for both Plans were based on the Generational RP-2000 with Projection Scale BB tables (refer to the valuation reports for more information - See Additional Financial and Actuarial Information).

The following changes in actuarial assumptions occurred in 2019:

- **FRS:** The long-term expected rate of return was decreased from 7.00% to 6.90%, and the active mortality assumption was updated.
- **HIS:** The municipal rate used to determine total pension liability was decreased from 3.87% to 3.50%.

REPORT ON INTERNAL CONTROL OVER FINANCIAL REPORTING AND ON COMPLIANCE AND OTHER MATTERS BASED ON AN AUDIT OF FINANCIAL STATEMENTS PERFORMED IN ACCORDANCE WITH GOVERNMENT AUDITING STANDARDS

To the Board of Directors
Taylor County Development Authority
Perry, Florida

We have audited, in accordance with the auditing standards generally accepted in the United States of America and the standards applicable to financial audits contained in *Government Auditing Standards* issued by the Comptroller General of the United States, the financial statements of the business-type activities of Taylor County Development Authority, as of and for the year ended September 30, 2019, and the related notes to the financial statements, which collectively comprise Taylor County Development Authority's basic financial statements, and have issued our report thereon dated June 17, 2020

Internal Control Over Financial Reporting

In planning and performing our audit of the financial statements, we considered Taylor County Development Authority's internal control over financial reporting (internal control) to determine the audit procedures that are appropriate in the circumstances for the purpose of expressing our opinion on the financial statements, but not for the purpose of expressing an opinion on the effectiveness of Taylor County Development Authority's internal control. Accordingly, we do not express an opinion on the effectiveness of Taylor County Development Authority's internal control.

A *deficiency in internal control* exists when the design or operation of a control does not allow management or employees, in the normal course of performing their assigned functions, to prevent, or detect and correct, misstatements on a timely basis. A *material weakness* is a deficiency, or a combination of deficiencies, in internal control, such that there is a reasonable possibility that a material misstatement of the entity's financial statements will not be prevented, or detected and corrected on a timely basis. A *significant deficiency* is a deficiency, or a combination of deficiencies, in internal control that is less severe than a material weakness, yet important enough to merit attention by those charged with governance.

Our consideration of internal control was for the limited purpose described in the first paragraph of this section and was not designed to identify all deficiencies in internal control that might be material weaknesses or, significant deficiencies. Given these limitations, during our audit we did not identify any deficiencies in internal control that we consider to be material weaknesses. However, we identified the following deficiency in internal control over financial reporting that we consider to be a significant deficiency in internal control over financial reporting.

**Finding 2017-1
Financial Statement Preparation**

A system of internal control over financial reporting includes controls over financial statement preparation, including footnote disclosures. While your auditor can assist with the preparation of your financial statements and related footnotes, the financial statements are the responsibility of

management. A deficiency in internal control exists when the government does not have the expertise necessary to prevent, detect, and correct misstatements. A deficiency in internal control exists in instances where Taylor County Development Authority is not capable of drafting the financial statements and all required footnote disclosures in accordance with generally accepted accounting principles. Possessing suitable skill, knowledge, or experience to oversee services an auditor provides in assisting with financial statement presentation requires a lower level of technical knowledge than the competence required to prepare the financial statements and disclosures.

MANAGEMENT'S RESPONSE

We agree with this finding. We are a very small government. We currently utilize the services of our Treasurer, who maintains excellent accounting records and provides accurate monthly financial reports prepared generally on the cash basis. We likewise have confidence in our audit firm to utilize these records and prepare annual financial statements in the required formats and with all associated note disclosures. The Board of Directors reviews the annual financial reports and have the opportunity to ask the auditor any questions regarding the report prior to its formal presentation. The report is formally presented by the auditor at a scheduled meeting of the Board of Directors.

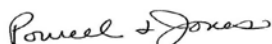
At this time, we do not believe it would be a justifiable expense to employ another accountant on either a part-time or full-time basis to prepare the annual financial statements. We thus accept this required disclosure finding and will continue to monitor this situation in the future.

Compliance and Other Matters

As part of obtaining reasonable assurance about whether Taylor County Development Authority's financial statements are free from material misstatement, we performed tests of its compliance with certain provisions of laws, regulations, contracts, and grant agreements, noncompliance with which could have a direct and material effect on the determination of financial statement amounts. However, providing an opinion on compliance with those provisions was not an objective of our audit, and accordingly, we do not express such an opinion. The results of our tests disclosed no instances of noncompliance or other matters that are required to be reported under *Government Auditing Standards*.

Purpose of this Report

The purpose of this report is solely to describe the scope of our testing of internal control and compliance and the results of that testing, and not to provide an opinion on the effectiveness of the entity's internal control or on compliance. This report is an integral part of an audit performed in accordance with *Government Auditing Standards* in considering the entity's internal control and compliance. Accordingly, this communication is not suitable for any other purpose.



POWELL & JONES
Certified Public Accountants
June 17, 2020

MANAGEMENT LETTER

To the Board of Directors
Taylor County Development Authority
Perry, Florida

We have audited the financial statements of the Taylor County Development Authority (the Authority) as of and for the fiscal year ended September 30, 2019, and have issued our report thereon dated June 17, 2020.

We conducted our audit in accordance with auditing standards generally accepted in the United States of America, and the standards applicable to financial audits contained in *Governmental Auditing Standards*, issued by the Comptroller General of the United States. We have issued our report on internal control over financial reporting and compliance and other matters dated June 17, 2020. Disclosures in the report, if any, should be considered in conjunction with this management letter.

However, during our audit we became aware of matters that are opportunities for strengthening internal controls and operating efficiencies. In addition to furnishing information required by Chapter 10.550, *Rules of the Auditor General*, and other compliance matters, the remaining sections of this report discuss these findings.

PRIOR YEAR FINDINGS

There were no reportable findings in the prior year.

CURRENT YEAR FINDINGS


There are no reportable findings in the current year.

AUDITOR GENERAL AND OTHER COMPLIANCE MATTERS

- The *Rules of the Auditor General* [Section 10.554(1)(i)1.] requires that we determine whether or not corrective actions have been taken to address significant findings and recommendations made in the preceding annual financial audit report. There were no such items disclosed in the preceding audit report.
- The *Rules of the Auditor General* [Section 10.544.(1)(i)3.] requires that we address in the management letter any findings and recommendations to improve the Taylor County Development Authority financial management, accounting procedures, and internal controls. In connection with our audit we did not have any such findings or recommendations.
- The *Rules of the Auditor General* [Section 10.544(1)(i)4.] requires that we address violations of laws, regulations, contracts and grant agreements or abuse that have occurred, or are likely to have occurred, that have an effect on the determination of financial statements that is less than material but more than inconsequential. In connection with our audit, we did not have any such findings.

- The *Rules of the Auditor General* [Section 10.544(1)(i)5.] provides that the auditor may, based on professional judgment, report the following matters that are inconsequential to the determination of financial statement amounts, considering both qualitative and quantitative factors: (1) violations of laws, rules, regulations, and contract provisions or abuse that have occurred or are likely to have occurred, and (2) control deficiencies that are not significant deficiencies. In connection with our audit, we did not have any such finding.
- The *Rules of the Auditor General* [Section 10.554(1)(i)6.] requires that the name or official title and legal authority for the government and each component unit of the reporting entity be disclosed in the management letter, unless disclosed in the notes to the financial statements (see Note 1 to the financial statements). There were no component units to the Taylor County Development Authority.
- The *Rules of the Auditor General* [Section 10.554(1)(i)5.(a)] requires a statement to be included as to whether or not the local government entity has met one or more of the conditions described in Section 218.503(1), *Florida Statutes*, and identification of the specific condition(s) met. In connection with our audit, we determined that the Taylor County Development Authority did not meet any of the conditions described in Section 218.503(1), *Florida Statutes* that might result in a financial emergency.
- The *Rules of the Auditor General* [Section 10.554(1)(i)7.(b)] requires that we determine whether the annual financial report for the Taylor County Development Authority for the fiscal year ended September 30, 2019 filed with the Department of Financial Services pursuant to Section 218.32(1)(a), *Florida Statutes*, is in agreement with the annual financial audit report for the fiscal year ended September 30, 2019. In connection with our audit, we determined that these reports were in agreement.
- The *Rules of the Auditor General* [Section 10.554(1)(i)5.(a) and 10.556(7.)] require that we apply financial assessment procedures. In connection with our audit, we applied financial condition assessment procedures. It is management's responsibility to monitor the entity's financial condition, and our financial assessment was based in part on representations made by management and the review of the financial information provided by same.

Pursuant to Chapter 119, *Florida Statutes*, this management letter is a public record and its distribution is not limited. Auditing standards general accepted in the United States of America require us to indicate that this letter is intended solely for the information and use of the Taylor County Development Authority, management and the Florida Auditor General, and is not intended to be and should not be used by anyone other than these specified parties.



POWELL & JONES
 Certified Public Accountants
 June 17, 2020

INDEPENDENT ACCOUNTANT'S REPORT

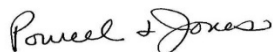
To the Board of Directors
Taylor County Development Authority
Perry, Florida

We have examined the Taylor County Development Authority's compliance with Section 218.415, *Florida Statutes*, regarding the investment of public funds during the year ended September 30, 2019. Management is responsible for the Authority's compliance with those requirements. Our responsibility is to express an opinion on the Authority's compliance based on our examination.

Our examination was conducted in accordance with attestation standards established by the American Institute of Certified Public Accountants and, accordingly, included examining, on a test basis, evidence about the Authority's compliance with those requirements and performing such other procedures as we considered necessary in the circumstances. We believe that our examination provides a reasonable basis for our opinion. Our examination does not provide a legal determination on the Authority's compliance with specified requirements.

In our opinion, the Authority complied, in all material respects, with the aforementioned requirements for the year ended September 30, 2019.

This report is intended solely for the information and use of the Authority and the Auditor General, State of Florida, and is not intended to be and should not be used by anyone other than these specified parties.



POWELL & JONES
Certified Public Accountants
June 17, 2020

Communication with Those Charged with Governance

To the Board of Directors
Taylor County Development Authority
Perry, Florida

We have audited the financial statements of Taylor County Development Authority for the year ended September 30, 2019. Professional standards require that we provide you with information about our responsibilities under generally accepted auditing standards and Government *Auditing Standards*, as well as certain information related to the planned scope and timing of our audit. Professional standards also require that we communicate to you the following information related to our audit.

Significant Audit Findings

Qualitative Aspects of Accounting Practices

Management is responsible for the selection and use of appropriate accounting policies. The significant accounting policies used by Taylor County Development Authority are described Note 1 to the financial statements. We noted no transactions entered into by the governmental unit during the year for which there is a lack of authoritative guidance or consensus. All significant transactions have been recognized in the financial statements in the proper period.

Accounting estimates are an integral part of the financial statements prepared by management and are based on management's knowledge and experience about past and current events and assumptions about future events. Certain accounting estimates are particularly sensitive because of their significance to the financial statements and because of the possibility that future events affecting them may differ significantly from those expected. There are no sensitive estimates affecting Taylor County Development Authority financial statements.

Certain financial statement disclosures are particularly sensitive because of their significance to financial statement users. There are no sensitive disclosures affecting the financial statements.

Difficulties Encountered in Performing the Audit

We encountered no significant difficulties in dealing with management in performing and completing our audit.

Corrected and Uncorrected Misstatements

Professional standards require us to accumulate all known and likely misstatements identified during the audit, other than those that are trivial, and communicate them to the appropriate level of management. There were no such misstatements identified during our audit.

Disagreements with Management

For purposes of this letter, professional standards define a disagreement with management as a financial accounting, reporting, or auditing matter, whether or not resolved to our satisfaction, that could be significant to the financial statements or the auditor's report. We are pleased to report that no such disagreements arose during the course of our audit.

Management Representations

We have requested certain representations from management that are included in the management representation letter dated June 17, 2020.

Management Consultations with Other Independent Accountants

In some cases, management may decide to consult with other accountants about auditing and accounting matters, similar to obtaining a “second opinion” on certain situations. If a consultation involves application of an accounting principle to the governmental unit’s financial statements or a determination of the type of auditor’s opinion that may be expressed on those statements, our professional standards require the consulting accountant to check with us to determine that the consultant has all the relevant facts. To our knowledge, there were no such consultations with other accountants.

Other Audit Findings or Issues


We generally discuss a variety of matters, including the application of accounting principles and auditing standards, with management each year prior to retention as the governmental unit’s auditors. However, these discussions occurred in the normal course of our professional relationship and our responses were not a condition to our retention.

Other Information in Documents Containing Audited Financial Statements

With respect to the supplementary information accompanying the financial statements, we made certain inquiries of management and evaluated the form, content, and methods of preparing the information to determine that the information complies with accounting principles generally accepted in the United States of America, the method of preparing it has not changed from the prior period, and the information is appropriate and complete in relation to our audit of the financial statements. We compared and reconciled the supplementary information to the underlying accounting records used to prepare the financial statements or to the financial statements themselves.

This information is intended solely for the use of the Taylor County Development Authority and management of Taylor County Development Authority, and is not intended to be and should not be used by anyone other than these specified parties.

Very truly yours,



POWELL & JONES
Certified Public Accountants
June 17, 2020