

**UNIVERSITY OF FLORIDA  
RESEARCH FOUNDATION, INC.**

**FINANCIAL STATEMENTS**

**JUNE 30, 2022 AND 2021**

**UNIVERSITY OF FLORIDA RESEARCH FOUNDATION, INC.**  
**TABLE OF CONTENTS**  
**JUNE 30, 2022 AND 2021**

	<b><u>Page(s)</u></b>
<b>Independent Auditors' Report</b>	1 – 3
<b>Management's Discussion and Analysis</b>	4 – 8
<b>Financial Statements</b>	
Statements of Net Position	9
Statements of Revenues, Expenses, and Changes in Net Position	10
Statements of Cash Flows	11 – 12
Statements of Fiduciary Net Position	13
Statements of Changes in Fiduciary Net Position	14
Notes to Financial Statements	15 – 25
<b>Independent Auditors' Report on Internal Control Over Financial Reporting and on Compliance and Other Matters Based on an Audit of Financial Statements Performed in Accordance with <i>Government Auditing Standards</i></b>	26 – 27

## INDEPENDENT AUDITORS' REPORT

Board of Directors,  
University of Florida Research Foundation, Inc.  
Gainesville, Florida:

### Report on the Audit of the Financial Statements

#### *Opinions*

We have audited the financial statements of the business-type activities and aggregate remaining fund information of the University of Florida Research Foundation, Inc. (the Research Foundation), a direct-support organization and component unit of the University of Florida, as of and for the years ended June 30, 2022 and 2021, and the related notes to the financial statements, which collectively comprise the basic financial statements as listed in the table of contents.

In our opinion, the accompanying financial statements present fairly, in all material respects, the respective financial position of the business-type activities and the aggregate remaining fund information of the Research Foundation as of June 30, 2022 and 2021, and the respective changes in financial position and, where applicable, cash flows thereof for the years then ended in accordance with accounting principles generally accepted in the United States of America.

#### *Basis for Opinions*

We conducted our audits in accordance with auditing standards generally accepted in the United States of America (GAAS) and the standards applicable to financial audits contained in *Government Auditing Standards*, issued by the Comptroller General of the United States. Our responsibilities under those standards are further described in the Auditors' Responsibilities for the Audit of the Financial Statements section of our report. We are required to be independent of the Research Foundation and to meet our other ethical responsibilities, in accordance with the relevant ethical requirements relating to our audit. We believe that the audit evidence we have obtained is sufficient and appropriate to provide a basis for our audit opinions.

#### *Responsibilities of Management for the Financial Statements*

The Research Foundation's management is responsible for the preparation and fair presentation of the financial statements in accordance with accounting principles generally accepted in the United States of America, and for the design, implementation, and maintenance of internal control relevant to the preparation and fair presentation of financial statements that are free from material misstatement, whether due to fraud or error.

In preparing the financial statements, management is required to evaluate whether there are conditions or events, considered in the aggregate, that raise substantial doubt about the Research Foundation's ability to continue as a going concern for twelve months beyond the financial statement date, including any currently known information that may raise substantial doubt shortly thereafter.

### ***Auditors' Responsibilities for the Audit of the Financial Statements***

Our objectives are to obtain reasonable assurance about whether the financial statements as a whole are free from material misstatement, whether due to fraud or error, and to issue an auditors' report that includes our opinion. Reasonable assurance is a high level of assurance but is not absolute assurance and therefore is not a guarantee that an audit conducted in accordance with GAAS will always detect a material misstatement when it exists. The risk of not detecting a material misstatement resulting from fraud is higher than for one resulting from error, as fraud may involve collusion, forgery, intentional omissions, misrepresentations, or the override of internal control. Misstatements are considered material if there is a substantial likelihood that, individually or in the aggregate, they would influence the judgment made by a reasonable user based on the financial statements.

In performing an audit in accordance with GAAS, we:

- Exercise professional judgment and maintain professional skepticism throughout the audit.
- Identify and assess the risks of material misstatement of the financial statements, whether due to fraud or error, and design and perform audit procedures responsive to those risks. Such procedures include examining, on a test basis, evidence regarding the amounts and disclosures in the financial statements.
- Obtain an understanding of internal control relevant to the audit in order to design audit procedures that are appropriate in the circumstances, but not for the purpose of expressing an opinion on the effectiveness of the Research Foundation's internal control. Accordingly, no such opinion is expressed.
- Evaluate the appropriateness of accounting policies used and the reasonableness of significant accounting estimates made by management, as well as evaluate the overall presentation of the financial statements.
- Conclude whether, in our judgment, there are conditions or events, considered in the aggregate, that raise substantial doubt about the Research Foundation's ability to continue as a going concern for a reasonable period of time.

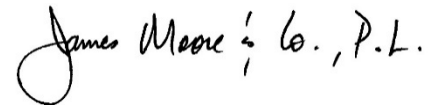
We are required to communicate with those charged with governance regarding, among other matters, the planned scope and timing of the audit, significant audit findings, and certain internal control-related matters that we identified during the audit.

### ***Required Supplementary Information***

Accounting principles generally accepted in the United States of America require that the management's discussion and analysis as listed in the table of contents be presented to supplement the basic financial statements. Such information, although not a part of the basic financial statements, is required by the Governmental Accounting Standards Board, who considers it to be an essential part of financial reporting for placing the basic financial statements in an appropriate operational, economic, or historical context. We have applied certain limited procedures to the required supplementary information in accordance with auditing standards generally accepted in the United States of America, which consisted of inquiries of management about the methods of preparing the information and comparing the information for consistency with management's responses to our inquiries, the basic financial statements, and other knowledge we obtained during our audit of the basic financial statements. We do not express an opinion or provide any assurance on the information because the limited procedures do not provide us with sufficient evidence to express an opinion or provide any assurance.

**Other Reporting Required by *Government Auditing Standards***

In accordance with *Government Auditing Standards*, we have also issued our report dated October 17, 2022, on our consideration of the Research Foundation's internal control over financial reporting, and on our tests of its compliance with certain provisions of laws, regulations, contracts, and grant agreements, and other matters. The purpose of that report is to describe the scope of our testing of internal control over financial reporting and compliance and the results of that testing, and not to provide an opinion on internal control over financial reporting or on compliance. That report is an integral part of an audit performed in accordance with *Government Auditing Standards* in considering the Research Foundation's internal control over financial reporting and compliance.

A handwritten signature in black ink that reads "James Moore & Co., P.L." The signature is written in a cursive style with a large initial 'J'.

Gainesville, Florida  
October 17, 2022

**UNIVERSITY OF FLORIDA RESEARCH FOUNDATION, INC.**  
**MANAGEMENT'S DISCUSSION AND ANALYSIS**  
**JUNE 30, 2022 AND 2021**

The Management's Discussion and Analysis (MD&A) provides an overview of the financial position and activities of the University of Florida Research Foundation, Inc. (the Research Foundation) for the fiscal years ended June 30, 2022 and 2021, and should be read in conjunction with the financial statements and notes thereto. This overview is required by Governmental Accounting Standards Board (GASB) Statement No. 35, Basic Financial Statements—and Management's Discussion and Analysis—for Public Colleges and Universities, as amended by GASB Statement Nos. 37, 38, 63, and 65. The MD&A, the financial statements, and the notes thereto are the responsibility of the Research Foundation management.

**FINANCIAL HIGHLIGHTS**

The Research Foundation's assets totaled \$137.4 million at June 30, 2022. This balance reflects an increase of \$6.2 million or 4.7% in assets from June 30, 2021. Due from University of Florida (the University) increased by \$5.9 million mainly due to increased Gatorade royalties. Total liabilities were \$25.4 million at June 30, 2022, an increase of \$2.6 million or 11.3% in liabilities from June 30, 2021. Patent and licensing costs payable increased by \$0.9 million due to the timing of the legal invoice receipts and payments. University allocation payable increased by \$2.3 million primarily due to increased Gatorade royalty allocations. As a result, the Research Foundation's Net position increased to \$112.0 million. The Research Foundation's assets totaled \$131.2 million at June 30, 2021, which reflected an increase of \$4.3 million or 3.4% in assets from June 30, 2020. Liabilities totaled \$22.8 million and \$19.5 million at June 30, 2021 and 2020, respectively.

The Research Foundation's operating revenues totaled \$49.8 million in the fiscal year ended June 30, 2022, reflecting a \$5.3 million increase compared to the fiscal year ended June 30, 2021. Operating revenues were largely comprised of royalty and licensing revenue, and reimbursement of patent and licensing costs. Royalties increased by \$3.2 million or 9.0% compared with the fiscal year ended June 30, 2021. License and option fees also increased by \$1.5 million or 30.0% due to several equity sales. The Research Foundation's operating revenues totaled \$44.5 million and \$47.0 million in fiscal years 2021 and 2020, respectively.

Cost of royalties and licenses totaled \$36.9 million for the fiscal year ended June 30, 2022, reflecting an increase of \$2.5 million or 7.2% from the fiscal year ended June 30, 2021. The major components of these costs were payments for patent and licensing costs, and royalty allocations. Allocations were distributed to the individual inventors, their programs, departments, and colleges. The Research Foundation's cost of royalties and licenses totaled \$34.4 million for the fiscal year ended June 30, 2021, which represents a slight increase of \$0.3 million or 0.9% from the fiscal year ended June 30, 2020.

**UNIVERSITY OF FLORIDA RESEARCH FOUNDATION, INC.**  
**MANAGEMENT'S DISCUSSION AND ANALYSIS**  
**JUNE 30, 2022 AND 2021**  
(Continued)

Operating expenses totaled \$10.9 million and \$10.5 million for the fiscal year ended June 30, 2022 and 2021, respectively. The main components of operating expenses were research support to the University and payroll expenses. Net nonoperating revenues totaled \$1.6 million and \$1.5 million for the fiscal years ended June 30, 2022 and 2021, respectively. The main components of nonoperating revenues were unit repayments for the Cancer/Genetics Building and investments.

The ending balances of the Research Foundation's cash and cash equivalents were \$1.2 million at June 30, 2022 and June 30, 2021. The net cash used in operating activities was \$1.4 million for fiscal year 2022, reflecting a decrease of \$0.6 million compared with fiscal year 2021. The only component in net cash provided by capital financing activities was unit repayments for the Cancer/Genetics Building of \$2.3 million. The net cash used in investing activities was \$0.9 million for fiscal year 2022. The Strategic Early Stage Investment Committee continued investing in early stage companies that licensed University technology or inventions in fiscal year 2022.

#### OVERVIEW OF FINANCIAL STATEMENTS

Pursuant to GASB Statement No. 63, the Research Foundation's financial report includes three basic financial statements: The Statements of Net Position; the Statements of Revenues, Expenses, and Changes in Net Position; and the Statements of Cash Flows.

The Statements of Net Position consist of current and non-current assets and liabilities. The Statements of Revenues, Expenses, and Changes in Net Position characterize revenues and expenses as either operating or nonoperating. A portion of the Research Foundation's anticipated recurring resources is considered nonoperating as defined by GASB Statement No. 35. The principal component of recurring nonoperating revenues for the fiscal year ended June 30, 2022 was Unit repayments for the Cancer/Genetics Building of \$2.3 million. Finally, the Statements of Cash Flows consist of cash flows from operating, capital and related financing, and investing activities.

#### FINANCIAL HIGHLIGHTS OF THE RESEARCH FOUNDATION

The Statements of Net Position report all financial and capital resources of the Research Foundation at the end of the fiscal year. Net Position over time can be a useful indicator of an entity's financial position. The Research Foundation's assets exceeded liabilities as of June 30, 2022, 2021, and 2020, by approximately \$112.0, \$108.4, and \$107.4 million, respectively. The following schedules are the Research Foundation's condensed Statements of Net Position; Statements of Revenues, Expenses, and Changes in Net Position; and Statements of Cash Flows:

**UNIVERSITY OF FLORIDA RESEARCH FOUNDATION, INC.**  
**MANAGEMENT'S DISCUSSION AND ANALYSIS**  
**JUNE 30, 2022 AND 2021**  
(Continued)

**The Research Foundation's Net Position**

	<u>June 30, 2022</u>	<u>June 30, 2021</u>	<u>June 30, 2020</u>
Current assets	\$ 137,434,507	\$ 131,218,099	\$ 126,903,749
Total assets	<u>137,434,507</u>	<u>131,218,099</u>	<u>126,903,749</u>
Current liabilities	<u>25,385,356</u>	<u>22,806,968</u>	<u>19,488,713</u>
Total liabilities	<u>25,385,356</u>	<u>22,806,968</u>	<u>19,488,713</u>
Net position			
Unrestricted	<u>112,049,151</u>	<u>108,411,131</u>	<u>107,415,036</u>
Total Net Position	<u>\$ 112,049,151</u>	<u>\$ 108,411,131</u>	<u>\$ 107,415,036</u>

**The Research Foundation's Activities and Changes in Net Position**

	<u>June 30, 2022</u>	<u>June 30, 2021</u>	<u>June 30, 2020</u>
Revenues			
Operating revenues	\$ 49,786,245	\$ 44,474,347	\$ 46,966,327
Costs of royalties and licenses	<u>(36,910,344)</u>	<u>(34,433,619)</u>	<u>(34,114,346)</u>
Net operating revenues	<u>12,875,901</u>	<u>10,040,728</u>	<u>12,851,981</u>
Total operating expenses	<u>(10,865,400)</u>	<u>(10,547,258)</u>	<u>(14,802,294)</u>
Operating income/(loss)	<u>2,010,501</u>	<u>(560,530)</u>	<u>(1,950,313)</u>
Nonoperating revenues, net	<u>1,627,519</u>	<u>1,502,625</u>	<u>2,831,288</u>
Change in Net Position	<u>\$ 3,638,020</u>	<u>\$ 996,095</u>	<u>\$ 880,975</u>

**The Research Foundation's Cash Flows**

	<u>June 30, 2022</u>	<u>June 30, 2021</u>	<u>June 30, 2020</u>
Cash provided by (used in):			
Operating activities	\$ (1,389,394)	\$ (1,978,441)	\$ (1,805,402)
Capital financing activities	2,300,000	2,300,000	2,300,000
Investing activities	<u>(904,959)</u>	<u>(624,123)</u>	<u>(764,672)</u>
Net increase (decrease) in cash and cash equivalents	5,647	(302,564)	(270,074)
Cash and cash equivalents, beginning of year	1,237,728	1,540,292	1,810,366
Cash and cash equivalents, end of year	<u>\$ 1,243,375</u>	<u>\$ 1,237,728</u>	<u>\$ 1,540,292</u>

**UNIVERSITY OF FLORIDA RESEARCH FOUNDATION, INC.**  
**MANAGEMENT'S DISCUSSION AND ANALYSIS**  
**JUNE 30, 2022 AND 2021**  
(Continued)

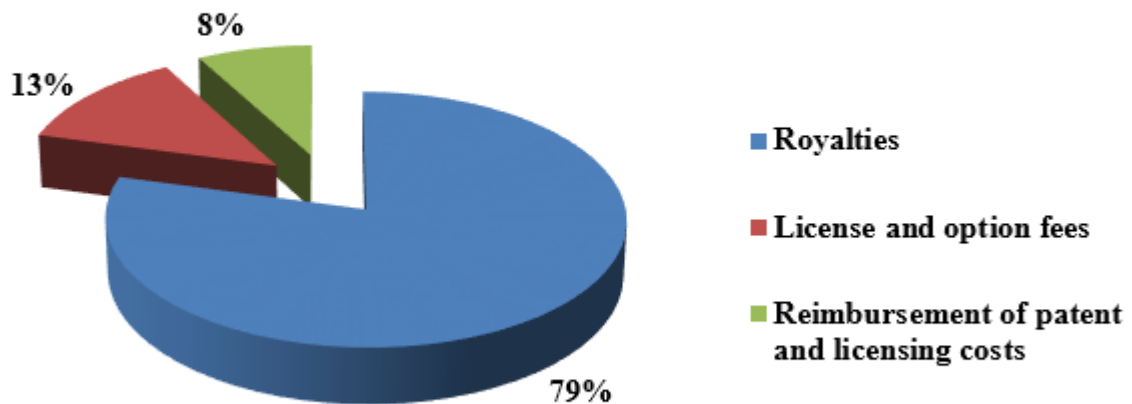
**FINANCIAL POSITION AND RESULTS OF OPERATIONS**

The Research Foundation is considered a component unit of the University for accounting purposes. In addition, the Research Foundation is self-supporting, and does not receive any State support.

The Research Foundation strives to operate on a financial breakeven basis generating revenue sufficient to cover operating costs. All capital assets purchased by the Research Foundation are immediately donated to the University; therefore, the Research Foundation has no capital assets.

A graphical representation of the Research Foundation's sources of operating revenues for the year ended June 30, 2022 is as follows:

**The Research Foundation's Sources of Operating Revenues  
for the Year Ended June 30, 2022**



**UNIVERSITY OF FLORIDA RESEARCH FOUNDATION, INC.**  
**MANAGEMENT'S DISCUSSION AND ANALYSIS**  
**JUNE 30, 2022 AND 2021**  
(Continued)

**ECONOMIC OUTLOOK**

The Research Foundation's economic outlook is closely related to, and largely dependent on the ongoing royalty and licensing income received. There is still great economic uncertainty regarding income sources in fiscal year 2023 due to the ongoing war in Ukraine, the pandemic, and inflation. However, royalty and licensing income is still expected to remain fairly stable with moderate growth over the long-term. For fiscal year 2023, royalty and licensing income from recurring items is budgeted at \$36.0 million.

**CONTACTING MANAGEMENT**

This financial narrative is designed to provide you with a general overview of the Research Foundation's finances and to show accountability for the various revenues we receive. If you have questions about this report or need additional financial information, please contact the Business Office:

University of Florida Research Foundation, Inc.  
310 Walker Hall  
PO Box 115500  
Gainesville, FL 32611-5500  
(352) 392-5221

**UNIVERSITY OF FLORIDA RESEARCH FOUNDATION, INC.**  
**STATEMENTS OF NET POSITION**  
**JUNE 30, 2022 AND 2021**

	<b>2022</b>	<b>2021</b>
<b><u>ASSETS</u></b>		
<b>Current assets</b>		
Cash and cash equivalents	\$ 1,243,375	\$ 1,237,728
License fees and royalties receivable, net	8,965,203	8,432,720
Patent and licensing costs receivable, net	298,529	768,042
Due from University of Florida	125,355,684	119,440,371
Investments, unrestricted, at fair value	1,571,716	1,339,238
Total current assets	137,434,507	131,218,099
<b>Total assets</b>	137,434,507	131,218,099
<b><u>LIABILITIES</u></b>		
<b>Current liabilities</b>		
Accounts payable	1,316,010	1,519,760
Patent and licensing costs payable	2,176,502	1,301,681
Inventors' allocation payable	1,023,542	1,379,749
University allocation payable:		
License fees and royalties payable	20,869,302	18,605,778
Total current liabilities	25,385,356	22,806,968
<b>Total liabilities</b>	25,385,356	22,806,968
<b><u>NET POSITION</u></b>		
<b>Net position</b>		
Unrestricted	\$ 112,049,151	\$ 108,411,131

The accompanying notes to financial statements  
are an integral part of these statements.

**UNIVERSITY OF FLORIDA RESEARCH FOUNDATION, INC.**  
**STATEMENTS OF REVENUES, EXPENSES AND CHANGES IN NET POSITION**  
**FOR THE YEARS ENDED JUNE 30, 2022 AND 2021**

	<b>2022</b>	<b>2021</b>
<b>Operating revenues</b>		
Royalties	\$ 39,344,598	\$ 36,098,802
License and option fees	6,367,967	4,903,219
Reimbursement of patent and licensing costs	3,966,479	3,412,565
Unexpended program support returned to the Research Foundation	55,554	17,689
Miscellaneous operating revenues	51,647	42,072
Total operating revenues	49,786,245	44,474,347
<b>Cost of royalties and licenses</b>		
Inventors' allocations	4,621,767	4,341,980
Inventors' department allocations	22,919,609	21,177,305
Inventors' college allocations	1,046,108	785,215
Inventors' program allocations	1,102,884	839,493
Patent and licensing	7,219,976	7,289,626
Total cost of royalties and licenses	36,910,344	34,433,619
<b>Net operating revenues</b>	12,875,901	10,040,728
<b>Operating expenses</b>		
Research and development awards	298,157	456,491
Gatorade research allocations	4,655,890	4,479,269
Tech licensing expenses:		
Salary reimbursement	3,543,915	3,472,285
Other administrative expenses	479,746	412,898
Administrative expenses:		
Salary reimbursement	820,153	775,228
Publications	335,039	237,916
Other administrative expenses	732,500	713,171
Total operating expenses	10,865,400	10,547,258
<b>Operating income (loss)</b>	2,010,501	(506,530)
<b>Nonoperating revenues (expenses)</b>		
Investment income	(54,965)	868
Net change in the fair value of investments	(617,516)	(798,243)
Unit repayments for the Cancer/Genetics Building	2,300,000	2,300,000
Total nonoperating revenues (expenses)	1,627,519	1,502,625
<b>Change in net position</b>	3,638,020	996,095
<b>Net position, beginning of year</b>	108,411,131	107,415,036
<b>Net position, end of year</b>	\$ 112,049,151	\$ 108,411,131

The accompanying notes to financial statements  
are an integral part of these statements.

**UNIVERSITY OF FLORIDA RESEARCH FOUNDATION, INC.**  
**STATEMENTS OF CASH FLOWS**  
**FOR THE YEARS ENDED JUNE 30, 2022 AND 2021**

	<b>2022</b>	<b>2021</b>
<b>Cash flows from operating activities</b>		
Receipts and disbursements from licensed products:		
Royalties	\$ 38,627,883	\$ 34,744,207
License and option fees	6,552,199	4,496,057
Reimbursement of patent and licensing costs	4,435,992	3,819,937
Inventors' allocation payments	(4,977,974)	(3,893,148)
University allocation payments	(22,805,077)	(19,744,705)
Patent and licensing costs	(6,345,155)	(7,652,898)
Total receipts and disbursements from licensed products, net	15,487,868	11,769,450
Unexpended program support returned to the Research Foundation	55,554	17,689
Gatorade allocations	(4,655,890)	(4,479,269)
Research and development awards	(298,157)	(456,491)
Due from the University of Florida, net	(5,915,313)	(3,435,780)
Payments to vendors and salary reimbursements	(6,115,103)	(5,436,112)
Miscellaneous	51,647	42,072
<b>Net cash used in operating activities</b>	<b>(1,389,394)</b>	<b>(1,978,441)</b>
<b>Cash flows from capital and related financing activities</b>		
Unit repayments for the Cancer/Genetics Building	2,300,000	2,300,000
<b>Net cash provided by capital and related financing activities</b>	<b>2,300,000</b>	<b>2,300,000</b>
<b>Cash flows from investing activities</b>		
Purchase of investments	(1,099,994)	(624,991)
Proceeds from investments	192,965	-
Investment interest, net	2,070	868
<b>Net cash used in investing activities</b>	<b>(904,959)</b>	<b>(624,123)</b>
<b>Net increase (decrease) in cash and cash equivalents</b>	5,647	(302,564)
<b>Cash and cash equivalents, beginning of year</b>	1,237,728	1,540,292
<b>Cash and cash equivalents, end of year</b>	<b>\$ 1,243,375</b>	<b>\$ 1,237,728</b>

The accompanying notes to financial statements  
are an integral part of these statements.

**UNIVERSITY OF FLORIDA RESEARCH FOUNDATION, INC.**  
**STATEMENTS OF CASH FLOWS**  
**FOR THE YEARS ENDED JUNE 30, 2022 AND 2021**  
(Continued)

	<b>2022</b>	<b>2021</b>
<b>Reconciliation of operating income (loss) to net cash used in operating activities:</b>		
Operating income (loss)	\$ 2,010,501	\$ (506,530)
Adjustments to reconcile operating income (loss) to net cash used in operating activities:		
Increase in license fees and royalties receivable	(532,483)	(1,761,758)
Decrease in patent and licensing costs receivable	469,513	407,372
Increase in receivable from the University of Florida, net	(5,915,313)	(3,435,780)
Increase (decrease) in accounts payable	(203,750)	175,386
Increase (decrease) in patent and licensing costs payable	874,821	(363,272)
Increase (decrease) in inventors' allocation payable	(356,207)	448,832
Increase in license fees and royalties payable	2,263,524	3,057,309
Net cash used in operating activities	\$ (1,389,394)	\$ (1,978,441)
<b>Supplemental noncash information</b>		
Net decrease in the fair value of investments, unrestricted	\$ (617,516)	\$ (798,243)

The net decrease in the fair value of unrestricted investments above was recognized in the Statements of Revenues, Expenses and Changes in Net Position for the years ended June 30, 2022 and 2021.

The accompanying notes to financial statements  
are an integral part of these statements.

**UNIVERSITY OF FLORIDA RESEARCH FOUNDATION, INC.**  
**STATEMENTS OF FIDUCIARY NET POSITION**  
**(CUSTODIAL FUNDS)**  
**JUNE 30, 2022 AND 2021**

	<b>2022</b>	<b>2021</b>
<b><u>ASSETS</u></b>		
<b>Assets</b>		
Funds held by the University of Florida	\$ 57,054,316	\$ 51,469,629
<b>Total assets</b>	<b>57,054,316</b>	<b>51,469,629</b>
<b><u>NET POSITION</u></b>		
<b>Fiduciary net position</b>		
Restricted for other organizations	57,054,316	51,469,629
<b>Total net position</b>	<b>\$ 57,054,316</b>	<b>\$ 51,469,629</b>

The accompanying notes to financial statements  
are an integral part of these statements.

**UNIVERSITY OF FLORIDA RESEARCH FOUNDATION, INC.**  
**STATEMENTS OF CHANGES IN FIDUCIARY NET POSITION**  
**(CUSTODIAL FUNDS)**  
**FOR THE YEARS ENDED JUNE 30, 2022 AND 2021**

	<b>2022</b>	<b>2021</b>
<b>Additions</b>		
Royalties	\$ 5,137,020	\$ 5,208,032
License and option fees	2,934,887	2,717,889
Miscellaneous operating revenues	96,820	4,560
Total additions	8,168,727	7,930,481
<b>Deductions</b>		
Transfer license fees to the University of Florida	2,555,104	1,223,645
Miscellaneous operating expenses	28,936	2,616
Total deductions	2,584,040	1,226,261
<b>Change in fiduciary net position</b>	5,584,687	6,704,220
<b>Net position, beginning of year, as restated</b>	51,469,629	44,765,409
<b>Net position, end of year</b>	\$ 57,054,316	\$ 51,469,629

The accompanying notes to financial statements  
are an integral part of these statements.

**UNIVERSITY OF FLORIDA RESEARCH FOUNDATION, INC.**  
**NOTES TO FINANCIAL STATEMENTS**  
**JUNE 30, 2022 AND 2021**

(1) **Summary of Significant Accounting Policies:**

The following is a summary of the more significant accounting policies of the Research Foundation, which affect elements of the accompanying basic financial statements:

(a) **Reporting entity**—The Research Foundation is a direct support organization and component unit of the University as provided for under Section 1004.28, Florida Statutes. The Research Foundation was formed as a Florida not-for-profit organization in August of 1986. The Research Foundation's purpose is to assist the University in the funding of research and development, and in the commercialization of intellectual properties which include: inventions, discoveries, processes, and work products. When inventions and other intellectual property of the University are commercialized through the Research Foundation, the proceeds are distributed pursuant to the University's Intellectual Property Policy.

(b) **Measurement focus, basis of accounting, and financial statement presentation**—The financial statements of the Research Foundation have been prepared in accordance with generally accepted accounting principles (GAAP) as applied to governmental units. The Governmental Accounting Standards Board (GASB) is the standard-setting body for governmental accounting and financial reporting.

For financial reporting purposes, the Research Foundation is considered a special purpose government entity engaged only in business-type activities. Accordingly, the Research Foundation prepares its financial statements using the economic resources measurement focus and the accrual basis of accounting in accordance with GAAP for proprietary funds, which is similar to those for private business enterprises. Therefore, revenues are recorded when earned, and expenses are recorded when incurred.

In addition to the business type activities noted above, the Research Foundation has a custodial fund to account for the net position held on behalf of others and the related financial activities of these funds, which involve the collection and transfer of resources as needed by the various entities that are entitled to these funds.

The entire Net Position of the Research Foundation is considered to be unrestricted, in accordance with the purpose and bylaws of the Research Foundation [see Notes (1)(a) and (5)]. It is the Research Foundation's policy to consider restricted net position to have been depleted before unrestricted net position is applied.

(c) **Cash and cash equivalents**—The Research Foundation's Cash and cash equivalents are demand deposits and short-term investments with original maturities of three months or less from the date of acquisition. For purposes of the statements of cash flows, the Research Foundation considers all deposit accounts Cash and cash equivalents.

(d) **Receivables**—License fees and royalties receivable, and Patent and licensing costs receivable are recorded at net realizable value and are unsecured. The Research Foundation's policy is to provide an allowance for these receivables that are not expected to be paid. Receivables are periodically evaluated for collectability based on past payment history with companies, and their current financial conditions.

The balance in allowance for doubtful accounts for license fees and royalties receivable is approximately \$117,300 and \$88,000 at June 30, 2022 and 2021, respectively. The balance in allowance for doubtful accounts for patent and licensing costs receivable is \$180,000 and \$600,000 at June 30, 2022 and 2021, respectively.

**UNIVERSITY OF FLORIDA RESEARCH FOUNDATION, INC.**  
**NOTES TO FINANCIAL STATEMENTS**  
**JUNE 30, 2022 AND 2021**

(1) **Summary of Significant Accounting Policies:** (Continued)

(e) **Investments and fair value measurements**—In general, investments are reported at fair value when available. The Research Foundation categorizes its fair value measurements within the fair value hierarchy established by GAAP. The hierarchy is based on the valuation inputs used to measure the fair value of the assets. Level 1 inputs are quoted prices in active markets for identical assets; Level 2 inputs are significant other observable inputs; and Level 3 inputs are significant unobservable inputs. Investments that are measured at net asset value (NAV) per share (or its equivalent) as a practical expedient are not classified in the fair value hierarchy.

(f) **Due from University of Florida**—The Research Foundation transfers excess operating cash to the University and withdraws funds as needed for operations [see Note (2)].

(g) **Income taxes**—The Research Foundation is generally exempt from Federal income taxes under the provisions of Section 501(c)(3) of the Internal Revenue Code. Therefore, no provision for income taxes has been made in the accompanying financial statements. The Research Foundation files informational tax returns in the U.S. federal jurisdiction. The Research Foundation's tax returns for the past three years are subject to examination by tax authorities and may change upon examination, but changes would not be expected to be material.

(h) **Classification of revenues**—The Research Foundation classifies its revenues as operating or nonoperating according to the following criteria:

- *Operating Revenues*—Include activities that have the characteristics of exchange transactions, such as royalty and license fees.
- *Nonoperating Revenues*—Include activities that have characteristics of nonexchange transactions, such as investment income.

(i) **Unexpended program support returned to the Research Foundation**—Program support funds that are no longer regularly utilized, or for which the deadline for expenses has passed, are returned to the Research Foundation and are recognized as operating revenue in the year returned.

(j) **Accounting estimates**—The preparation of financial statements in conformity with GAAP requires management to make estimates and assumptions that affect the reported amounts and disclosures. Actual results could differ from those estimates.

(k) **Management's review**—The Research Foundation's management has evaluated subsequent events and transactions for potential recognition or disclosure in the financial statements through October 17, 2022, the date the financial statements were available to be issued.

(l) **Pronouncements issued**— GASB issued Statement No. 96, *Subscription-Based Information Technology Arrangements*, in May 2020. GASB 96 provides guidance on the accounting and financial reporting for subscription-based information technology arrangements (SBITAs) for government end users (governments). This Statement (1) defines a SBITA; (2) establishes that a SBITA results in a right-to-use subscription asset-an intangible asset-and a corresponding subscription liability; (3) provides the capitalization criteria for outlays other than subscription payments, including implementation costs of a SBITA; and (4) requires note disclosures regarding a SBITA. To the extent relevant, the standards for SBITAs are based on the standards established in Statement No. 87, *Leases*, as amended. The provisions in GASB 96 are effective for periods beginning after June 15, 2022.

Management has not currently determined what, if any impact, implementation of this statement will have on the Research Foundation's financial statements.

**UNIVERSITY OF FLORIDA RESEARCH FOUNDATION, INC.**  
**NOTES TO FINANCIAL STATEMENTS**  
**JUNE 30, 2022 AND 2021**

(2) **Due from University of Florida:**

Effective July 1, 2014, the Research Foundation entered into an agreement with the University where substantially all investments and excess operating cash is held by the University on behalf of the Research Foundation. All earnings, losses, and associated fees related to these funds will be retained or paid by the University. The Research Foundation has same day liquidity in regards to these funds up to \$10,000,000. A withdrawal of more than \$10,000,000 requires two days written notice. The balance of the funds held by the University was \$125,355,684 and \$119,440,371 at June 30, 2022 and 2021, respectively. These funds are shown as Due from University of Florida on the Statements of Net Position.

(3) **Cash, Cash Equivalents, and Investments:**

As of June 30, 2022 and 2021, cash and cash equivalents were held by depositories with bank balances amounting to \$1,247,449 and \$1,255,000, respectively. The Research Foundation's cash deposit account is insured by the federal public depository insurance corporation (FDIC) up to \$250,000 or fully collateralized by the bank's participation as a qualified public depository pursuant to the Florida Statutes, Chapter 280, Security for Public Deposits Act (the Act), and therefore, is not subject to custodial credit risk.

**Investments**

The Research Foundation's investment policy describes the types of investments that it is authorized to purchase. As of June 30, 2022 and 2021, investments entirely consist of equity securities [see Notes (6) and (7)], and are shown in the accompanying Statements of Net Position as follows:

	<b>2022</b>	<b>2021</b>
Investments, unrestricted, at fair value	\$ 1,571,716	\$ 1,339,238
<b>Total Investments</b>	<b>\$ 1,571,716</b>	<b>\$ 1,339,238</b>

***Concentration of Credit Risk***

The Research Foundation's investment policy does not allow for an investment in any one issuer in excess of 10% of the investment portfolio on a notional basis at the time of purchase. Exceptions to this policy are debt issues of the U.S. Government, mutual funds, external investment pools, and other pooled investments. There are no concentrations of credit risk.

***Custodial Credit Risk***—During fiscal years 2022 and 2021, no investments had associated custodial credit risk.

***Foreign Currency Risk***—The Research Foundation has no investments in foreign currencies.

**UNIVERSITY OF FLORIDA RESEARCH FOUNDATION, INC.**  
**NOTES TO FINANCIAL STATEMENTS**  
**JUNE 30, 2022 AND 2021**

**(4) Related Parties:**

**University of Florida**

The Research Foundation recognized license and royalty income allocations to Inventors' respective departments, colleges, and programs for \$25,068,601 and \$22,802,013 for the fiscal years ended June 30, 2022 and 2021, respectively, of which \$20,869,302 and \$18,605,778 were payable at June 30, 2022 and 2021, respectively.

The Research Foundation provided the University with research support of \$4,751,588 and \$4,754,909 for the fiscal year ended June 30, 2022 and 2021, respectively. There was no outstanding payable at June 30, 2022 and 2021.

The Research Foundation has no employees and is supported by employees of the University. The Research Foundation reimburses the University based on a valuation that is determined by specific employees' time, pay rates, and fringe benefits. The Research Foundation reimbursed the University \$4,364,068 and \$4,247,513 for such services during fiscal years 2022 and 2021, respectively.

**Equity Ownerships**

The Research Foundation has acquired equity positions in commercial enterprises as consideration for various license agreements [see Note (6)]. The Research Foundation has no cost basis for these positions and their fair value is not subject to reasonable estimations. Accordingly, the value of these investments is not reflected on the statement of net position.

If the positions become actively traded or transact over-the-counter on a less frequent basis, and the fair value can be determined, then the Research Foundation records the equity on its Statement of Net Position at fair value and recognizes related income [see Notes (6) and (7)].

Additionally, the Research Foundation has invested in early stage companies that have licensed University technology or inventions per its Strategic Early Stage Investment Committee (the Committee)'s recommendations. The Committee must follow the lead of a Qualified Venture Capital Fund for any investment, and may not be an initial or lead investor in a company. Because these early stage companies are privately held, and their securities are not traded over-the-counter, their fair market values are measured at NAV [See Notes (6) and (7)].

**Florida Research Consortium**

The Florida Research Consortium (FRC) is a Florida not-for-profit corporation established to facilitate and foster information technology advancement in Florida through collaboration and research partnerships between academia, industry and state government. The FRC became inactive during fiscal year 2021 and named the Research Foundation as the qualified successor entity to maintain the remaining assets and the nonprofit status of the FRC. The FRC's assets and transactions are recorded in the fiduciary financial statements.

**UNIVERSITY OF FLORIDA RESEARCH FOUNDATION, INC.**  
**NOTES TO FINANCIAL STATEMENTS**  
**JUNE 30, 2022 AND 2021**

(5) **Unrestricted Net Position:**

Unrestricted Net Position is classified as follows at June 30:

	<b>2022</b>	<b>2021</b>
<b>Designated</b>		
<b>Gatorade Fund</b> —This component represents funds that are discretionary to the President of the Research Foundation, to support the Research Enterprise of the University. These funds arise by virtue of a stipulation and subsequent agreements to the sale of Gatorade.	\$ 89,602,285	\$ 84,688,776
<b>Other Research Commitments</b>	6,000,000	9,000,000
<b>Total Designated</b>	95,602,285	93,688,776
<b>Undesignated</b>		
This component represents funds that have not been designated for any purpose by the Board of Directors and are readily available for expenditure in accordance with the purpose and bylaws of the Research Foundation [see Note (1) (a)].	16,446,866	14,722,355
<b>Total Unrestricted Net Position</b>	<b>\$ 112,049,151</b>	<b>\$ 108,411,131</b>

**UNIVERSITY OF FLORIDA RESEARCH FOUNDATION, INC.**  
**NOTES TO FINANCIAL STATEMENTS**  
**JUNE 30, 2022 AND 2021**

**(6) Equity Ownerships:**

The Research Foundation acquired equity positions in commercial enterprises as consideration for license agreements, in addition to revenues received for license fees of \$6,367,967 and \$4,903,219 in fiscal years 2022 and 2021, respectively. The Research Foundation has no cost basis in these investments, and their market value is not subject to reasonable estimations. Accordingly, the value of these investments is not reflected on the Statements of Net Position.

The following table is a summary of the Research Foundation's ownership positions and shares or units owned in each at June 30:

	<u>2022</u>	<u>2021</u>
Apollidon Holdings, Inc.	24,157	24,157
ARMASI, Inc.	50	50
Banyan Biomarkers, Inc.	-	1,706,275
Benson Hill Biosystems, Inc.	12,428	10,000
BioProdex, Inc.	-	150
CoMentis, Inc.	198,253	198,253
Comm-N-Sense Corp.	29,000	29,000
Curtiss Healthcare, Inc.	268,122	268,122
Dialectic Therapeutics, Inc.	150,000	150,000
Encor Biotechnology, Inc.	12,000	12,000
Entrinsic Beverage Co., LLC	-	663,254
Entrinsic Holdings, Inc.	663,254	-
Entrinsic, Inc.	-	663,254
Gila Therapeutics, Inc.	75,598	75,598
Key Medical Technologies, Inc.	49,500	49,500
Lacerta Therapeutics, Inc.	526,400	526,400
MacuLogix, Inc.	6,151	-
Morphogenesis, Inc.	230,923	230,923
Nanophotonica, Inc.	2,307,773	2,307,773
NanoTherics, Ltd.	570	570
Nirvana Therapeutics, Inc.	-	45,000
NxtGen Nano, Inc.	3,949,737	3,949,737
Oceanyx Pharmaceuticals, Inc.	31,579	31,579
Oracle Diagnostics, Inc.	239,940	239,940
QuantumBio, Inc.	524,822	524,822
Red Lambda, Inc.	192,857	192,857
ReliOx Corp.	25,000	25,000

**UNIVERSITY OF FLORIDA RESEARCH FOUNDATION, INC.**  
**NOTES TO FINANCIAL STATEMENTS**  
**JUNE 30, 2022 AND 2021**

(6) **Equity Ownerships:** (Continued)

	<u>2022</u>	<u>2021</u>
Sharklet, Inc.	228,151	228,151
Sol-Gel Solutions, Inc.	2	2
Structured Monitoring Products, Inc.	1,288,899	1,117,000
TAO Connect, Inc.	26,316	26,316
Vala Sciences, Inc.	38,213	38,213
Virtual Review Assist, Inc.	677,419	-
Xhale, Inc.	1,807,292	1,807,292
AgyPharma, LLC	10% of Units	10% of Units
Apeliotus Life Science Holdings, LLC	15,000 Units	15,000 Units
Axoxy Laboratories LLC	5% of Units	5% of Units
CerBurg Products, Ltd.	8 Units	8 Units
Cooley Biotech, Inc.	15% of Units	15% of Units
EBS Holdings LLC	663,254 Units	-
Enviroflux, LLC	632 Units	632 Units
Evident Energy Ltd.	-	2.5% of Units
Evolugate, LLC	7,374 Units	7,374 Units
Florida Insect Control Group, LLC	5% of Units	5% of Units
Meno Holdings, LLC	5% of Units	5% of Units
Nuvara Therapeutics, LLC	663,254 Units	-
nVerPix, LLC	-	10% of Units
Osage Partners	2.5% of Units	2.5% of Units
Prometheon Pharma, LLC	10.05% of Units	10.05% of Units
RAPiD Genomics, LLC	-	10.20% of Units
Redox Power Systems, LLC	3.6% of Units	3.6% of Units
Satlantis, LLC	2% of Units	2% of Units
Seropeutics, LLC	10% of Units	10% of Units
SimuGrid Technology, LLC	5% of Units	5% of Units
XDG, LLC	4% of Units	4% of Units

Additionally, the Research Foundation has recorded the following equity interests at fair value as of June 30, 2022 and 2021. The Research Foundation obtained these interests as license or royalty payments, or through direct investments in early stage companies that licensed University technology or inventions. These interests are either stocks traded over-the-counter or partnership interests. All following equities other than Oragenics, Inc. and Inflexion Fund, LP are valued at NAV [see Note (7)]. The equity interests with \$0 estimated fair value for both fiscal years are excluded from the table.

**UNIVERSITY OF FLORIDA RESEARCH FOUNDATION, INC.**  
**NOTES TO FINANCIAL STATEMENTS**  
**JUNE 30, 2022 AND 2021**

(6) **Equity Ownerships:** (Continued)

<u>Name of Security</u>	<u>2022</u>		<u>2021</u>	
	<u>Number of Shares</u>	<u>Amount</u>	<u>Number of Shares</u>	<u>Amount</u>
Aavantibio, Inc.	380,906	\$ 359,343	380,906	\$ 569,973
Algernon Pharmaceuticals, Inc.	234,081	6,123	234,081	11,261
Atsena Therapeutics, Inc.	281,366	288,278	255,115	328,527
Benson Hill, Inc.	12,428	16,258	10,000	-
Cannabix Technologies, Inc.	603,870	37,459	603,870	32,131
Genascence Corp.	124,774	76,834	43,711	-
Gradiant Corp.	14,333	33,945	-	-
Inflexion Fund, LP	N/A	68,186	N/A	38,246
Kate Therapeutics, Inc.	937,036	506,088	770,536	-
Matrix Technologies, Inc.	145,112	4,591	145,112	4,462
Oragenics, Inc.	2,679	929	2,679	1,890
Panbela Therapeutics, Inc.*	114,423	55,990	114,423	86,014
StrideBio, Inc.	88,851	-	88,851	159,799
TearClear Corp.	611,269	-	611,269	106,935
Xortx Therapeutics Inc.	160,782	117,692	1,887,592	-
Total Equities		<u>\$ 1,571,716</u>		<u>\$ 1,339,238</u>

(7) **Fair Value Measurements:**

The Research Foundation categorizes its fair value measurements within the fair value hierarchy established by GAAP. The hierarchy is based on the valuation inputs used to measure the fair value of the asset. Level 1 inputs are quoted prices in active markets for identical assets; Level 2 inputs are significant other observable inputs; and Level 3 inputs are significant unobservable inputs.

The Research Foundation has the following recurring fair value measurements as of June 30, 2022 and 2021:

*Equity ownership funds* – Valued at the daily closing price as reported by the fund (Level 1), at market prices for similar assets in active markets (Level 2), for securities that are actively traded on a frequent basis using complex market prices and subjective assumptions (Level 3), or at NAV of units held as reported by the fund advisor, for securities that are traded over-the-counter on a less frequent basis. NAV is used as a practical expedient, and the estimated value is subject to uncertainty, therefore, it may differ from the value that would have been used had a readily available market for such investments existed, and differences could be material.

**UNIVERSITY OF FLORIDA RESEARCH FOUNDATION, INC.**  
**NOTES TO FINANCIAL STATEMENTS**  
**JUNE 30, 2022 AND 2021**

(7) **Fair Value Measurements:** (Continued)

The following table summarizes the assets and liabilities of the Research Foundation for which fair values are determined on a recurring basis as of June 30, 2022 and 2021, respectively:

<u>Description</u>	<u>Quoted Prices in Active Markets for Identical Assets (Level 1)</u>	<u>Significant Observable Inputs (Level 2)</u>	<u>Significant Unobservable Inputs (Level 3)</u>	<u>Fair Value</u>
<b>June 30, 2022:</b>				
Equity ownerships	\$ 929	\$ 68,186	\$ -	\$ 69,115
Total assets in the fair value hierarchy	<u>\$ 929</u>	<u>\$ 68,186</u>	<u>\$ -</u>	69,115
Investments measured at NAV*				<u>1,502,601</u>
Investments at fair value				<u>\$ 1,571,716</u>
<b>June 30, 2021:</b>				
Equity ownerships	\$ 1,890	\$ 38,246	\$ -	\$ 40,136
Total assets in the fair value hierarchy	<u>\$ 1,890</u>	<u>\$ 38,246</u>	<u>\$ -</u>	40,136
Investments measured at NAV*				<u>1,299,102</u>
Investments at fair value				<u>\$ 1,339,238</u>

\* In accordance with GASB No. 72, certain investments that were measured at NAV per share (or its equivalent) have not been classified in the fair value hierarchy. The fair value amounts presented in this table are intended to permit reconciliation of the fair value hierarchy to the line items presented in the statement of net position.

The following table discloses the nature and risk of investments for which fair value has been estimated using the NAV per share of the investments as a practical expedient as of June 30, 2022 and 2021. The equity interests with \$0 estimated fair value are excluded from the table.

**UNIVERSITY OF FLORIDA RESEARCH FOUNDATION, INC.**  
**NOTES TO FINANCIAL STATEMENTS**  
**JUNE 30, 2022 AND 2021**

(7) **Fair Value Measurements:** (Continued)

**Investments Measured at Net Asset Value as of June 30, 2022**

	<u>Fair Value</u>	<u>Unfunded Commitments</u>	<u>Redemption Frequency (If Currently Eligible)</u>	<u>Redemption Notice Period</u>
Aavantibio, Inc.	\$ 359,344	\$ -	Illiquid	N/A
Algernon Pharmaceuticals, Inc.	6,123	-	Illiquid	N/A
Atsena Therapeutics, Inc.	288,278	-	Illiquid	N/A
Benson Hill, Inc.	16,258	-	Illiquid	N/A
Cannabix Technologies, Inc.	37,459	-	Illiquid	N/A
Genascence Corp.	76,834	-	Illiquid	N/A
Gradiant Corp.	33,945	-	Illiquid	N/A
Kate Therapeutics, Inc.	506,088	-	Illiquid	N/A
Matrix Technologies, Inc.	4,591	-	Illiquid	N/A
Panbela Therapeutics, Inc.	55,990	-	Illiquid	N/A
Xortx Therapeutics, Inc.	117,692	-	Illiquid	N/A
	<u>\$ 1,502,602</u>	<u>\$ -</u>		

**Investments Measured at Net Asset Value as of June 30, 2021**

	<u>Fair Value</u>	<u>Unfunded Commitments</u>	<u>Redemption Frequency (If Currently Eligible)</u>	<u>Redemption Notice Period</u>
Aavantibio, Inc.	\$ 569,973	\$ -	Illiquid	N/A
Algernon Pharmaceuticals, Inc.	11,261	-	Illiquid	N/A
Atsena Therapeutics, Inc.	328,527	-	Illiquid	N/A
Cannabix Technologies, Inc.	32,131	-	Illiquid	N/A
Matrix Technologies, Inc.	4,462	-	Illiquid	N/A
Panbela Therapeutics, Inc.	86,014	-	Illiquid	N/A
StrideBio, Inc.	159,799	-	Illiquid	N/A
TearClear Corp.	106,935	-	Illiquid	N/A
	<u>\$ 1,299,102</u>	<u>\$ -</u>		

(8) **Concentrations:**

During the fiscal year ended June 30, 2022, the Research Foundation received approximately 67% of its total royalties, licenses, and option fees from two companies; compared with 69% received from two companies for the fiscal year ended June 30, 2021. The revenues from each of these companies individually accounted for at least 10% of total royalties and fees.

**UNIVERSITY OF FLORIDA RESEARCH FOUNDATION, INC.**  
**NOTES TO FINANCIAL STATEMENTS**  
**JUNE 30, 2022 AND 2021**

**(9) Risk Management:**

The Research Foundation is exposed to various risks of loss including: suits against directors and officers; general liability; and property and casualty. Conventional and commercial insurance coverage has been purchased from various independent carriers to insure against such risks and minimize the Research Foundation's financial exposure to such risks.

The Research Foundation is not involved in any risk pools with other government entities.

**(10) Unit Repayments for the Cancer/Genetics Building:**

In August 2003, the Research Foundation issued \$35,000,000 in tax-exempt Capital Improvement Revenue Bonds for the purpose of financing a portion of a genetics and cancer research facility on the campus of the University. The bonds were originally issued at a variable interest rate. In August 2004, the Research Foundation converted these bonds to fixed interest rates ranging from 2.125% to 5.125%, resulting in an overall effective rate of 4.56%. The bonds were secured by a general obligation of the Research Foundation revenues, or assets earned by the Research Foundation, and were expected to mature in 2034.

Per the Research Foundation Board's decision in the year ended June 30, 2013, to redeem the bonds as soon as they became eligible, the Research Foundation redeemed \$22,600,000 in the year ended June 30, 2014, and redeemed the remaining \$6,500,000 during the year ended June 30, 2015.

The Research Foundation will continue collecting \$2,300,000 annually from the University's College of Medicine, the Institute for Food and Agricultural Sciences, and the College of Liberal Arts and Sciences through fiscal year 2033. Included in the accompanying Statements of Revenues, Expenses, and Changes in Net Position for the years ended June 30, 2022 and 2021 are \$2,300,000 in Unit repayments per year for the Cancer/Genetics Building.

**INDEPENDENT AUDITORS' REPORT ON INTERNAL CONTROL OVER FINANCIAL REPORTING AND ON COMPLIANCE AND OTHER MATTERS BASED ON AN AUDIT OF FINANCIAL STATEMENTS PERFORMED IN ACCORDANCE WITH GOVERNMENT AUDITING STANDARDS**

Board of Directors,  
University of Florida Research Foundation, Inc.  
Gainesville, Florida:

We have audited, in accordance with the auditing standards generally accepted in the United States of America and standards applicable to financial audits contained in *Government Auditing Standards* issued by the Comptroller General of the United States, the financial statements of the business-type activity and aggregate remaining fund information of the University of Florida Research Foundation, Inc. (the Research Foundation), as of and for the year ended June 30, 2022, and the related notes to the financial statements, which collectively comprise the Research Foundation's basic financial statements, and have issued our report thereon dated October 17, 2022.

***Internal Control Over Financial Reporting***

In planning and performing our audit of the financial statements, we considered the Research Foundation's internal control over financial reporting (internal control) as a basis for designing audit procedures that are appropriate in the circumstances for the purpose of expressing our opinion on the financial statements, but not for the purpose of expressing an opinion on the effectiveness of the Research Foundation's internal control. Accordingly, we do not express an opinion on the effectiveness of the Research Foundation's internal control.

*A deficiency in internal control* exists when the design or operation of a control does not allow management or employees in the normal course of performing their assigned functions, to prevent, or detect and correct misstatements on a timely basis. A *material weakness* is a deficiency, or combination of deficiencies, in internal control, such that there is a reasonable possibility that a material misstatement of the entity's financial statements will not be prevented, or detected and corrected on a timely basis. A *significant deficiency* is a deficiency, or a combination of deficiencies, in internal control that is less severe than a material weakness, yet important enough to merit attention by those charged with governance.

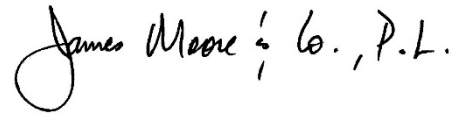
Our consideration of internal control over financial reporting was for the limited purpose described in the first paragraph of this section and was not designed to identify all deficiencies in internal control over financial reporting that might be material weaknesses or significant deficiencies. Given these limitations, during our audit we did not identify any deficiencies in internal control over financial reporting that we consider to be material weaknesses. However, material weaknesses may exist that have not been identified.

### ***Compliance and Other Matters***

As part of obtaining reasonable assurance about whether the Research Foundation's financial statements are free of material misstatement, we performed tests of its compliance with certain provisions of laws, regulations, contracts and grant agreements, noncompliance with which could have a direct and material effect on the financial statements. However, providing an opinion on compliance with those provisions was not an objective of our audit and, accordingly, we do not express such an opinion. The results of our tests disclosed no instances of noncompliance or other matters that are required to be reported under *Government Auditing Standards*.

### **Purpose of this Report**

The purpose of this report is solely to describe the scope of our testing of internal control and compliance and the results of that testing, and not to provide an opinion on the effectiveness of the entity's internal control or on compliance. This report is an integral part of an audit performed in accordance with *Government Auditing Standards* in considering the entity's internal control and compliance. Accordingly, this communication is not suitable for any other purpose.

A handwritten signature in black ink that reads "James Moore & Co., P.L." The signature is written in a cursive style with a large, looped initial 'J'.

Gainesville, Florida  
October 17, 2022