

Family Resources, Inc.

Table of Contents

Independent Auditor's Report.....	1-2
Financial Statements:	
Statements of Financial Position.....	3
Statements of Activities.....	4-5
Statements of Cash Flows.....	6
Statements of Functional Expenses.....	7-8
Notes to Financial Statements.....	9-21
Supplemental Information:	
Schedule of Expenditures of Federal Awards.....	22
Schedule of Expenditures of State Financial Assistance.....	23
Schedule of Local and Other Awards.....	24
Notes to Schedule of Expenditures of Federal Awards, State Financial Assistance, and Local Awards.....	25-26
Regulatory Reports:	
Independent Auditor's Report on Internal Control Over Financial Reporting and on Compliance and Other Matters Based on Audits of Financial Statements Performed in Accordance with Government Auditing Standards.....	27-28
Independent Auditors' Report on Compliance for Each Major Program and Major Project and on Internal Control Over Compliance Required by the Uniform Guidance and Chapter 10.650, Rules of the Auditor General of the State of Florida.....	29-30
Schedule of Findings and Questioned Costs.....	31-32
"Management Letter" Based on Rule 10.654(1) (e) of the Auditor General of the State of Florida.....	33



INDEPENDENT AUDITOR'S REPORT

To the Board of Directors of
Family Resources, Inc.

Report on the Financial Statements

We have audited the accompanying financial statements of Family Resources, Inc. (the "Organization"), a not-for-profit organization, which comprise the statements of financial position as of June 30, 2022 and 2021, and the related statements of activities, cash flows, and functional expenses for the years then ended, and the related notes to the financial statements.

Management's Responsibility for the Financial Statements

Management is responsible for the preparation and fair presentation of these financial statements in accordance with accounting principles generally accepted in the United States of America; this includes the design, implementation, and maintenance of internal control relevant to the preparation and fair presentation of financial statements that are free from material misstatement, whether due to fraud or error.

Auditor's Responsibility

Our responsibility is to express an opinion on these financial statements based on our audits. We conducted our audits in accordance with auditing standards generally accepted in the United States of America and the standards applicable to financial audits contained in *Government Auditing Standards*, issued by the Comptroller General of the United States. Those standards require that we plan and perform the audit to obtain reasonable assurance about whether the financial statements are free from material misstatement.

An audit involves performing procedures to obtain audit evidence about the amounts and disclosures in the financial statements. The procedures selected depend on the auditor's judgment, including the assessment of the risks of material misstatement of the financial statements, whether due to fraud or error. In making those risk assessments, the auditor considers internal control relevant to the entity's preparation and fair presentation of the financial statements in order to design audit procedures that are appropriate in the circumstances, but not for the purpose of expressing an opinion on the effectiveness of the entity's internal control. Accordingly, we express no such opinion. An audit also includes evaluating the appropriateness of accounting policies used and the reasonableness of significant accounting estimates made by management, as well as evaluating the overall presentation of the financial statements.


We believe that the audit evidence we have obtained is sufficient and appropriate to provide a basis for our audit opinion.

Opinion

In our opinion, the financial statements referred to above present fairly, in all material respects, the financial position of the Organization as of June 30, 2022 and 2021, and the changes in its net assets and its cash flows for the years then ended in accordance with accounting principles generally accepted in the United States of America.

ASSURANCE DIMENSIONS CERTIFIED PUBLIC ACCOUNTANTS & ASSOCIATES
also d/b/a McNAMARA and ASSOCIATES, PLLC

TAMPA BAY: 4920 W Cypress Street, Suite 102 | Tampa, FL 33607 | Office: 813.443.5048 | Fax: 813.443.5053
JACKSONVILLE: 4720 Salisbury Road, Suite 223 | Jacksonville, FL 32256 | Office: 888.410.2323 | Fax: 813.443.5053
ORLANDO: 1800 Pembroke Drive, Suite 300 | Orlando, FL 32810 | Office: 888.410.2323 | Fax: 813.443.5053
SOUTH FLORIDA: 2000 Banks Road, Suite 218 | Margate, FL 33063 | Office: 754.800.3400 | Fax: 813.443.5053
www.assurancedimensions.com



Other Matters

Our audit was conducted for the purpose of forming an opinion on the financial statements as a whole. The accompanying schedule of expenditures of federal awards, state financial assistance, and local awards, as required by Title 2 U.S. Code of Federal Regulations (CFR) Part 200, Uniform Administrative Requirements, Cost Principles, and Audit Requirements for Federal Awards, is presented for purposes of additional analysis and is not a required part of the financial statements. Such information is the responsibility of management and was derived from and relates directly to the underlying accounting and other records used to prepare the financial statements. The information has been subjected to the auditing procedures applied in the audit of the financial statements and certain additional procedures, including comparing and reconciling such information directly to the underlying accounting and other records used to prepare the financial statements or to the financial statements themselves, and other additional procedures in accordance with auditing standards generally accepted in the United States of America. In our opinion, the information is fairly stated, in all material respects, in relation to the financial statements as a whole.

Other Reporting Required by Government Auditing Standards

In accordance with *Government Auditing Standards*, we have also issued our report dated September 30, 2021, on our consideration of the Organization's internal control over financial reporting and on our tests of its compliance with certain provisions of laws, regulations, contracts, and grant agreements and other matters. The purpose of that report is to describe the scope of our testing of internal control over financial reporting and compliance and the results of that testing, and not to provide an opinion on the internal control over financial reporting or on compliance. That report is an integral part of an audit performed in accordance with *Government Auditing Standards* in considering the Organization's internal control over financial reporting and compliance.

Assurance Dimensions

Tampa, Florida
September 22, 2022

ASSURANCE DIMENSIONS CERTIFIED PUBLIC ACCOUNTANTS & ASSOCIATES
also d/b/a McNAMARA and ASSOCIATES, PLLC

TAMPA BAY: 4920 W Cypress Street, Suite 102 | Tampa, FL 33607 | Office: 813.443.5048 | Fax: 813.443.5053
JACKSONVILLE: 4720 Salisbury Road, Suite 223 | Jacksonville, FL 32256 | Office: 888.410.2323 | Fax: 813.443.5053
ORLANDO: 1800 Pembroke Drive, Suite 300 | Orlando, FL 32810 | Office: 888.410.2323 | Fax: 813.443.5053
SOUTH FLORIDA: 2000 Banks Road, Suite 218 | Margate, FL 33063 | Office: 754.800.3400 | Fax: 813.443.5053
www.assurancedimensions.com

Family Resources, Inc.
Statements of Financial Position
As of June 30, 2022 and 2021

	<u>2022</u>	<u>2021</u>
<u>Assets</u>		
CURRENT ASSETS		
Cash and cash equivalents	\$ 2,045,215	\$ 1,837,517
Grants receivable	873,704	785,011
Investments	694,393	938,007
Other current assets	178,568	230,736
Total current assets	<u>3,791,880</u>	<u>3,791,271</u>
PROPERTY AND EQUIPMENT, NET	4,910,123	5,062,542
ENDOWMENT FUND INVESTMENTS	152,921	171,819
INTEREST RATE SWAP ASSET	2,800	-
OTHER ASSETS	8,813	9,330
TOTAL ASSETS	<u>\$ 8,866,537</u>	<u>\$ 9,034,962</u>
<u>Liabilities and Net Assets</u>		
CURRENT LIABILITIES		
Accounts payable and accrued liabilities	\$ 195,350	\$ 376,165
Accrued payroll	58,782	207,652
Accrued benefits	130,857	147,600
Deferred revenue	53,890	16,380
Short-term portion of notes payable	167,667	167,667
Total current liabilities	<u>606,546</u>	<u>915,464</u>
LONG TERM LIABILITIES		
Interest rate swap liability	-	15,556
Long-term portion of notes payable	1,164,640	1,332,307
Total long term liabilities	<u>1,164,640</u>	<u>1,347,863</u>
TOTAL LIABILITIES	<u>1,771,186</u>	<u>2,263,327</u>
NET ASSETS		
Without donor restrictions:		
Operating	3,517,536	3,204,018
Net investment in land, buildings and equipment	3,288,723	3,189,760
Total net assets without donor restrictions	<u>6,806,259</u>	<u>6,393,778</u>
With donor restrictions	<u>289,092</u>	<u>377,857</u>
Total net assets	<u>7,095,351</u>	<u>6,771,635</u>
TOTAL LIABILITIES AND NET ASSETS	<u>\$ 8,866,537</u>	<u>\$ 9,034,962</u>

The accompanying notes are an integral part of these financial statements.

Family Resources, Inc.
Statement of Activities
For the Year Ended June 30, 2022

	<u>Without Donor Restrictions</u>	<u>With Donor Restrictions</u>	<u>Total</u>
SUPPORT AND REVENUE			
Grant revenues	\$ 8,202,810	\$ -	\$ 8,202,810
In-kind contributions	157,469	-	157,469
Contributions and fundraising	27,544	-	27,544
Other	25,303	-	25,303
	<u>8,413,126</u>	<u>-</u>	<u>8,413,126</u>
Special events revenue	17,745	-	17,745
Special events expense	(4,617)	-	(4,617)
Net special events	<u>13,128</u>	<u>-</u>	<u>13,128</u>
Net assets released from restrictions	88,765	(88,765)	-
Total support and revenue	<u>8,515,019</u>	<u>(88,765)</u>	<u>8,426,254</u>
EXPENSES			
Community based care	2,266,831	-	2,266,831
Residential	2,358,611	-	2,358,611
Childcare food program	2,582,540	-	2,582,540
Total program expenses	<u>7,207,982</u>	<u>-</u>	<u>7,207,982</u>
Supporting services	801,059	-	801,059
Total expenses	<u>8,009,041</u>	<u>-</u>	<u>8,009,041</u>
Increase (decrease) in net assets before other changes	505,978	(88,765)	417,213
OTHER INCOME (EXPENSE)			
Change in value on interest rate swap agreement	18,355	-	18,355
Net investment loss	(114,399)	-	(114,399)
Other income	2,547	-	2,547
	<u>(93,497)</u>	<u>-</u>	<u>(93,497)</u>
CHANGE IN NET ASSETS	412,481	(88,765)	323,716
NET ASSETS AT THE BEGINNING OF YEAR	6,393,778	377,857	6,771,635
NET ASSETS AT THE END OF YEAR	<u>\$ 6,806,259</u>	<u>\$ 289,092</u>	<u>\$ 7,095,351</u>

The accompanying notes are an integral part of this financial statement.

Family Resources, Inc.
Statement of Activities
For the Year Ended June 30, 2021

	<u>Without Donor Restrictions</u>	<u>With Donor Restrictions</u>	<u>Total</u>
SUPPORT AND REVENUE			
Grant revenues	\$ 8,271,764	\$ -	\$ 8,271,764
In-kind contributions	170,611	-	170,611
Contributions and fundraising	38,803	-	38,803
Other	23,674	-	23,674
	<u>8,504,852</u>	<u>-</u>	<u>8,504,852</u>
Special events revenue	-	-	-
Special events expense	-	-	-
Net special events	<u>-</u>	<u>-</u>	<u>-</u>
Net assets released from restrictions	188,763	(188,763)	-
Total support and revenue	<u>8,693,615</u>	<u>(188,763)</u>	<u>8,504,852</u>
EXPENSES			
Community based care	2,478,544	-	2,478,544
Residential	2,656,051	-	2,656,051
Childcare food program	2,456,102	-	2,456,102
Total program expenses	<u>7,590,697</u>	<u>-</u>	<u>7,590,697</u>
Supporting services	845,348	-	845,348
Total expenses	<u>8,436,045</u>	<u>-</u>	<u>8,436,045</u>
Increase (decrease) in net assets before other changes	257,570	(188,763)	68,807
OTHER INCOME (EXPENSE)			
Change in value on interest rate swap agreement	11,303	-	11,303
Forgiveness of Paycheck Protection Program loan	859,800	-	859,800
Net investment gain	124,406	-	124,406
	<u>995,509</u>	<u>-</u>	<u>995,509</u>
CHANGE IN NET ASSETS	1,253,079	(188,763)	1,064,316
NET ASSETS AT THE BEGINNING OF YEAR	5,140,699	566,620	5,707,319
NET ASSETS AT THE END OF YEAR	<u>\$ 6,393,778</u>	<u>\$ 377,857</u>	<u>\$ 6,771,635</u>

The accompanying notes are an integral part of this financial statement.

Family Resources, Inc.
Statements of Cash Flows
For the Years Ended June 30, 2022 and 2021

	<u>2022</u>	<u>2021</u>
Cash flows from operating activities:		
Change in net assets	\$ 323,716	\$ 1,064,316
Adjustments to reconcile change in net assets to net cash provided by operating activities:		
Depreciation	356,950	380,753
Unrealized (gain) loss on investments	90,330	(81,786)
Net (appreciation) depreciation on endowment fund investments	18,898	(22,514)
Change in fair value of interest rate swap	(18,356)	(11,302)
Forgiveness in Paycheck Protection Program loan	-	(859,800)
(Increase) decrease in current assets:		
Grants receivable	(88,693)	(113,877)
Promises to give	-	100,000
Other assets	52,685	(90,722)
Increase (decrease) in current liabilities:		
Accounts payable and accrued liabilities	(180,815)	8,878
Accrued payroll and benefits	(165,613)	50,456
Deferred revenue	37,510	1,112
Net cash provided by operating activities	<u>426,612</u>	<u>425,514</u>
Cash flows from investing activities:		
Purchases of property and equipment	(204,531)	(313,025)
Purchases of investments	(97,207)	(428,901)
Sales of investments	250,491	164,520
Net cash used by investing activities	<u>(51,247)</u>	<u>(577,406)</u>
Cash flows from financing activities:		
Proceeds from issuance of long-term debt	-	58,496
Principal payments on long-term debt	(167,667)	(167,667)
Net cash used by financing activities	<u>(167,667)</u>	<u>(109,171)</u>
Net decrease in cash and cash equivalents	207,698	(281,169)
Cash and cash equivalents, beginning of period	1,837,517	2,118,686
Cash and cash equivalents, end of period	<u>\$ 2,045,215</u>	<u>\$ 1,837,517</u>
Supplemental and non-cash Disclosures:		
Interest paid	<u>\$ 21,596</u>	<u>\$ 26,318</u>

The accompanying notes are an integral part of these financial statements.

Family Resources, Inc.
Statement of Functional Expenses
For the Year Ended June 30, 2022

	<u>Community Based Care Services</u>	<u>Residential Program</u>	<u>Childcare Food Program</u>	<u>Total Program Cost</u>	<u>Management and General</u>	<u>Development and Fundraising</u>	<u>Total Supporting Services</u>	<u>Total</u>
Salaries	\$ 1,272,823	\$ 1,401,162	\$ 169,100	\$ 2,843,085	\$ 449,836	\$ -	\$ 449,836	\$ 3,292,921
Payroll taxes	121,832	128,629	15,963	266,424	44,228	-	44,228	310,652
Employee insurance	99,133	97,053	11,530	207,716	26,484	-	26,484	234,200
Employee retirement	16,551	20,724	6,989	44,264	24,180	-	24,180	68,444
Total salaries and related expenses	<u>1,510,339</u>	<u>1,647,568</u>	<u>203,582</u>	<u>3,361,489</u>	<u>544,728</u>	<u>-</u>	<u>544,728</u>	<u>3,906,217</u>
Contract services	125,682	65,042	2,290,850	2,481,574	63,296	850	64,146	2,545,720
Rent	143,878	11,850	4,517	160,245	19,865	-	19,865	180,110
Telephone	78,378	53,208	8,765	140,351	15,854	-	15,854	156,205
Repairs and maintenance	44,299	76,959	4,673	125,931	13,714	-	13,714	139,645
Insurance	40,793	62,024	6,262	109,079	23,976	-	23,976	133,055
Office supplies	31,430	10,637	34,005	76,072	22,546	1,523	24,069	100,141
Utilities	31,184	53,148	3,185	87,517	9,481	-	9,481	96,998
Food supplies	35,627	48,763	113	84,503	753	27	780	85,283
Vehicles	30,102	23,040	183	53,325	500	15	515	53,840
Professional dues	3,542	39,248	291	43,081	658	97	755	43,836
Personnel recruiting	12,944	19,200	869	33,013	2,166	-	2,166	35,179
Personnel training	12,147	13,929	412	26,488	1,876	-	1,876	28,364
Professional fees	3,984	6,122	442	10,548	17,291	-	17,291	27,839
Interest	7,824	6,092	2,177	16,093	5,503	-	5,503	21,596
Travel	10,498	3,815	250	14,563	548	-	548	15,111
Printing	5,586	4,680	2,123	12,389	2,723	-	2,723	15,112
Fundraising	1,155	1,100	-	2,255	4,584	2,861	7,445	9,700
Client services	7,146	6,998	4	14,148	80	-	80	14,228
Training materials	10,792	605	6	11,403	84	-	84	11,487
Other supplies	164	5,999	-	6,163	-	-	-	6,163
Public relations	5,477	100	40	5,617	-	499	499	6,116
Other	1,887	615	7,985	10,487	9,158	501	9,659	20,146
Total expenses before depreciation	<u>2,154,858</u>	<u>2,160,742</u>	<u>2,570,734</u>	<u>6,886,334</u>	<u>759,384</u>	<u>6,373</u>	<u>765,757</u>	<u>7,652,091</u>
Depreciation	111,973	197,869	11,806	321,648	35,302	-	35,302	356,950
Total expenses	<u>\$ 2,266,831</u>	<u>\$ 2,358,611</u>	<u>\$ 2,582,540</u>	<u>\$ 7,207,982</u>	<u>\$ 794,686</u>	<u>\$ 6,373</u>	<u>\$ 801,059</u>	<u>\$ 8,009,041</u>

The accompanying notes are an integral part of this financial statement.

Family Resources, Inc.
Statement of Functional Expenses
For the Year Ended June 30, 2021

	Community Based Care Services	Residential Program	Childcare Food Program	Total Program Cost	Management and General	Development and Fundraising	Total Supporting Services	Total
Salaries	\$ 1,462,771	\$ 1,587,500	\$ 136,677	\$ 3,186,948	\$ 512,266	\$ -	\$ 512,266	\$ 3,699,214
Payroll taxes	139,823	151,746	12,570	304,139	44,473	-	44,473	348,612
Employee insurance	118,802	126,830	11,708	257,340	28,004	-	28,004	285,344
Employee retirement	25,627	32,509	7,741	65,877	23,179	-	23,179	89,056
Total salaries and related expenses	<u>1,747,023</u>	<u>1,898,585</u>	<u>168,696</u>	<u>3,814,304</u>	<u>607,922</u>	<u>-</u>	<u>607,922</u>	<u>4,422,226</u>
Contract services	77,439	107,826	2,194,836	2,380,101	17,800	2,610	20,410	2,400,511
Rent	157,920	12,570	4,373	174,863	19,841	-	19,841	194,704
Repairs and maintenance	63,955	73,262	5,842	143,059	12,698	-	12,698	155,757
Telephone	61,592	44,735	8,099	114,426	12,907	-	12,907	127,333
Insurance	35,716	51,120	7,578	94,414	26,307	-	26,307	120,721
Office supplies	38,218	18,493	35,237	91,948	24,078	1,195	25,273	117,221
Utilities	31,660	52,923	4,232	88,815	10,489	-	10,489	99,304
Food supplies	30,986	47,659	60	78,705	506	-	506	79,211
Professional dues	7,092	47,762	759	55,613	1,338	442	1,780	57,393
Vehicles	27,276	25,140	215	52,631	506	-	506	53,137
Professional fees	4,287	3,661	452	8,400	26,340	2,184	28,524	36,924
Personnel recruiting	14,006	11,849	407	26,262	1,105	-	1,105	27,367
Interest	9,535	7,424	2,653	19,612	6,706	-	6,706	26,318
Client services	16,126	8,708	2	24,836	4	-	4	24,840
Fundraising	7,790	3,156	-	10,946	6,127	500	6,627	17,573
Personnel training	11,751	2,360	75	14,186	814	-	814	15,000
Training materials	13,698	179	-	13,877	-	-	-	13,877
Printing	5,559	4,875	1,317	11,751	1,666	-	1,666	13,417
Other supplies	3,331	6,995	-	10,326	-	-	-	10,326
Travel	2,983	1,027	456	4,466	21	-	21	4,487
Public relations	1,849	119	4	1,972	35	-	35	2,007
Other	2,172	329	6,528	9,029	26,536	73	26,609	35,638
Total expenses before depreciation	<u>2,371,964</u>	<u>2,430,757</u>	<u>2,441,821</u>	<u>7,244,542</u>	<u>803,746</u>	<u>7,004</u>	<u>810,750</u>	<u>8,055,292</u>
Depreciation	106,580	225,294	14,281	346,155	34,598	-	34,598	380,753
Total expenses	<u>\$ 2,478,544</u>	<u>\$ 2,656,051</u>	<u>\$ 2,456,102</u>	<u>\$ 7,590,697</u>	<u>\$ 838,344</u>	<u>\$ 7,004</u>	<u>\$ 845,348</u>	<u>\$ 8,436,045</u>

Family Resources, Inc.

Notes to Financial Statements

June 30, 2022 and 2021

Note A – Nature of Business and Organization

Family Resources, Inc. (“the Organization”), is chartered as a Florida Corporation, not-for-profit, which provides a wide range of services as follows:

Community Based Services – provides prevention and early intervention services designed to keep families together and keep children out of the juvenile justice and child welfare systems. This includes individual and family counseling, and truancy prevention services. Other community based services include an after-school enrichment program with two locations, relationship and parenting education programs, truancy program services, and street outreach for homeless and at-risk youth ages 16-24 with access to a resource center.

Residential Program – provides youth between the ages of 10-17 access to short-term residential care and counseling at three shelter locations in Pinellas and Manatee counties. The teen shelters provide respite and intervention to youth and families in crisis, with truancy issues, and who are in need of behavioral support.

Child Care Food Program – provides financial support to licensed family child care providers by reimbursing them for serving nutritious meals and snacks to children in their care.

Funding is provided primarily by direct and sub-grant agreements with the U.S. Department of Health and Human Services, U.S. Department of Agriculture via Florida Department of Health, Florida Department of Juvenile Justice, and locally through the Juvenile Welfare Board of Pinellas County and Manatee County Government. Grant funding is primarily contracted on a three to five year basis. There are no assurances of continued funding.

Note B – Significant Accounting Policies

Basis of Accounting

The Organization follows standards of accounting and financial reporting prescribed for voluntary health and welfare agencies, and uses the accrual basis of accounting, which recognizes revenue when earned and expenses as incurred. Federal, state, local government and public grants are recorded as revenue when performance occurs under the terms of the corresponding grant agreements.

Basis of Presentation

The accompanying financial statements include the accounts of Family Resources, Inc. The Organization is required to report information regarding its financial position and activities according to two classes of net assets:

- *Net assets without donor restriction* – Net assets available for use in general operations and not subject to donor (or certain grantor) restrictions. The Board of Directors (the “Board”) has designated, from net assets without donor restrictions, net assets for various reasons.
- *Net assets with donor restriction* – Net assets subject to donor-imposed restrictions. Some donor-imposed restrictions are temporary in nature, such as those that will be met by the passage of time or other events specified by the donor. Other donor-imposed restrictions are perpetual in nature, where the donor stipulates that resources be maintained in perpetuity. Donor-imposed restrictions are released when a restriction expires, that is, when the stipulated time has elapsed, when the stipulated purpose for which the resource was restricted has been fulfilled, or both.

Family Resources, Inc.

Notes to Financial Statements

June 30, 2022 and 2021

Note B – Significant Accounting Policies (continued)

Recently Adopted Accounting Pronouncements

In September 2020, the FASB issued Accounting Standards Update (“ASU”) 2020-07, *Presentation and Disclosures by Not-for-Profit Entities for Contributed Nonfinancial Assets*. The standard requires nonprofits to expand their financial statement presentation and disclosure of contributed nonfinancial assets, including in-kind contributions. The standard includes disclosure of information on an entity’s policies on contributed nonfinancial assets about monetization and utilization during the reporting period, information on donor-imposed restrictions, and valuation techniques. The new standard, as amended, is to be applied retrospectively, to annual reporting periods beginning after June 15, 2021, and interim periods within annual reporting periods beginning after June 15, 2022. Adoption of this standard did not have a significant impact on the financial statements, with the exception of increased disclosure.

Recently Issued Accounting Standards Not Yet Adopted

In February 2016, the FASB issued Accounting Standards Update, *Leases* (Topic 842), intended to improve financial reporting about leasing transactions. The ASU affects all companies and other organizations that lease assets such as real estate, airplanes, and manufacturing equipment. Under the new guidance, a lessee will be required to recognize assets and liabilities for leases with lease terms of more than 12 months. Consistent with current Generally Accepted Accounting Principles (GAAP), the recognition, measurement, and presentation of expenses and cash flows arising from a lease by a lessee primarily will depend on its classification as a finance or operating lease. However, unlike current GAAP—which requires only capital leases to be recognized on the statement of assets, liabilities, and members’ equity (deficit)—the new ASU will require both types of leases to be recognized on the statement of assets, liabilities, and members’ equity (deficit). The ASU on leases will take effect for all non-public companies for fiscal years beginning after December 15, 2021.

Cash and Cash Equivalents

For purposes of reporting cash flows, cash and cash equivalents include cash on hand and certificates of deposit that are purchased with original maturities of three months or less. At times, cash may be in excess of FDIC insurance limits. As of December 31, 2021 and 2020 cash balances exceeded FDIC insurance limits by approximately \$1,795,000 and \$1,588,000, respectively. The Company has not experienced any losses in such accounts and does not believe that it is exposed to significant risks from excess deposits.

Accounts and Grants Receivable

Receivables consist of billings on grant and contract receivables. The Organization performs periodic evaluations of the collectability of its receivables and does not require collateral on its accounts receivable. Losses on uncollectible receivables are provided for in the financial statements based on management’s expectations. At June 30, 2022 and 2021, the Organization did not record an allowance for doubtful accounts.

Promises to Give

Unconditional promises to give are recognized as revenues or gains in the period received and as assets, decreases of liabilities, or expenses depending on the form of the benefits received. Conditional promises to give are recognized when the conditions on which they depend are substantially met.

Family Resources, Inc.

Notes to Financial Statements

June 30, 2022 and 2021

Note B – Significant Accounting Policies (continued)

Investments

Investments in equity securities with readily determinable fair values and all investments in debt securities are reported at fair value with gains and losses included in the statements of activities.

Investment income and gains restricted by a donor are reported as increases in unrestricted net assets if the restrictions are met (either by passage of time or by use) in the reporting period in which the income and gains are recognized. Income from investments is reflected net of related expenses.

Fair Value Measurement

The Organization categorizes its assets and liabilities measured at fair value into a three-level hierarchy based on the priority of the inputs to the valuation technique used to determine fair value. The fair value hierarchy gives the highest priority to quoted prices in active markets for identical assets or liabilities (Level 1) and the lowest priority to unobservable inputs (Level 3). If the inputs used in the determination of the fair value measurement fall within different levels of the hierarchy, the categorization is based on the lowest level input that is significant to the fair value measurement. Assets and liabilities valued at fair value are categorized based on the inputs to the valuation techniques as follows:

Level 1 – Inputs that utilize quoted prices (unadjusted) in active markets for identical assets or liabilities that the Organization has the ability to access.

Level 2 – Inputs that include quoted prices for similar assets and liabilities in active markets and inputs that are observable for the asset or liability, either directly or indirectly, for substantially the full term of the financial instrument. Fair values for these instruments are estimated using pricing models, quoted prices of securities with similar characteristics, or discounted cash flows.

Level 3 – Inputs that are unobservable inputs for the asset or liability, which are typically based on an entity's own assumptions, as there is little, if any, related market activity.

The Organization has not elected to measure any existing financial instruments, other than investments, at fair value, as permitted under the guidance. However, the Organization may elect to measure newly acquired financial instruments at fair value in the future.

The carrying amounts of cash and cash equivalents, grants receivable, investments, accounts payable, accrued expenses, and notes payable are equal to their carrying amounts as presented in the accompanying statements of financial position.

Revenue Recognition

All revenues and support are recorded in accordance with either ASC 958, *Not-for-Profit Entities* as contributions with or without donor restrictions or in accordance with ASC 606, *Revenue from Contracts with Customers*, where revenue is recognized when: (i) a contract with a customer has been identified, (ii) the performance obligation(s) in the contract have been identified, (iii) the transaction price has been determined, (iv) the transaction price has been allocated to each performance obligation in the contract, and (v) the Organization has satisfied the applicable performance obligation over time or at a point in time.

Family Resources, Inc.

Notes to Financial Statements

June 30, 2022 and 2021

Note B – Significant Accounting Policies (continued)

Revenue Recognition (continued)

Grant Revenue and Support – Contributions received are recorded as with or without donor restrictions. Support that is restricted by the donor is reported as an increase in without donor restriction if the restriction expires in the reporting period in which the support is recognized. All other donor-restricted support is reported as an increase in net assets with donor restriction. When a restriction expires (that is, when a stipulated time restriction ends or purpose restriction is accomplished), net assets with donor restrictions are reclassified to net assets without donor restrictions and reported in the statements of activities as net assets released from restrictions. Federal and other grant awards are classified as deferred revenue until expended for the purposes of the grants. As of June 30, 2022 and 2021 the Organization had a deferred revenue balance of approximately \$54,000 and \$16,000, respectively. During the year ended June 30, 2022 the Organization recognized as revenue the prior year deferred revenue balance. Grant revenues and support consists of federal awards, state financial assistance, and local and other awards as follows:

Federal awards	\$	3,940,650
State financial assistance		2,786,533
Local and other awards		1,475,627
Total grant revenues	\$	<u>8,202,810</u>

In-Kind Contributions of Nonfinancial Assets

Donated Services – Donated services must meet certain criteria in accounting for contributions received and contributions made in order to be recognized, and are recorded as with or without donor restrictions at a point in time, usually when the service takes place. Individuals volunteer their time and perform a variety of tasks that assist the Organization with specific assistance programs, campaign solicitations, and various committee assignments that are not recognized in the financial statements because they do not meet the criteria for recognition. The Organization utilizes standard labor rates for similar paid employees based on services provided.

Donated Property and Equipment – Donations of property and equipment are recorded as support at their estimated fair value at the date of donation. The Organization utilizes available market prices to determine the fair value of donations. Such donations are reported as unrestricted support unless the donor has restricted the donated asset to a specific purpose. Assets donated with explicit restrictions regarding their use and contributions of cash that must be used to acquire property and equipment are reported as restricted support. Absent donor stipulations regarding how long those donated assets must be maintained, the Organization reports expirations of donor restrictions when the donated or acquired assets are placed in service, as instructed by the donor. The Organization reclassifies net assets with donor restrictions to net assets without donor restrictions at that time.

Family Resources, Inc.

Notes to Financial Statements

June 30, 2022 and 2021

Note B – Significant Accounting Policies (continued)

Contributions

Contributions are from other entities which usually reside in the Tampa Bay area and individuals. Contributions are recorded as with or without donor restrictions at a point in time, usually when the cash is received. Contributions and donations that are restricted by the donor are reported as an increase in net assets without donor restriction if the restrictions expire in the reporting period in which the support is recognized. All other donor-restricted contributions and donations are reported as an increase in net assets with donor restrictions, depending on the nature of the restrictions. When a restriction expires (that is, when a stipulated time restriction ends or purpose restriction is accomplished), net assets with donor restriction are reclassified to net assets without donor restriction and reported in the statement of activities as net assets released from restrictions.

Expense Allocation

The costs of providing various programs and other activities have been summarized on a functional basis in the statements of activities and in the statements of functional expenses. Accordingly, certain costs have been allocated among the programs and supporting services benefited. Expenses are allocated to program and supporting services on the following basis:

- Management and general expenses are allocated on the basis of revenue and square footage
- Personnel expenses are allocated on the basis of direct salaries
- Building and occupancy costs, including related depreciation, are allocated on the basis of revenue and square footage
- Depreciation on the furniture and equipment is allocated on the basis of usage of the furniture and equipment

Income Taxes

The Organization is exempt from federal income tax under Section 501(c)(3) of the Internal Revenue Code (IRC) and from state corporate income tax under applicable Florida Statutes. In addition, the Organization qualifies for the charitable contribution deduction under IRC Section 170(b)(1)(A) and has been classified as an organization that is not a private foundation and has been designated a “publicly supported” organization.

The Organization follows the income tax standard for uncertain tax positions. The Organization has evaluated their tax positions and determined they have no uncertain tax positions as of June 30, 2022. Should the Organization’s tax-exempt status be challenged in the future, the Organization’s 2019, 2020, and 2021 tax years are open for examination by the IRS.

Estimates

The preparation of financial statements in conformity with generally accepted accounting principles in the United States of America requires management to make estimates and assumptions that affect certain reported amounts and disclosures. Accordingly, actual results could differ from those estimates.

Family Resources, Inc.

Notes to Financial Statements

June 30, 2022 and 2021

Note B – Significant Accounting Policies (continued)

Concentrations

Concentration of risk is the probability of loss attributable to the Organization's financial instruments. The Organization maintains cash balances in three financial institutions.

Concentrations of credit risk with respect to receivables is limited since most of the receivables are owed from either the federal or state government, local governments, and other well established not-for-profit organizations.

As described above, the Organization receives its funding primarily from various Federal, State of Florida and local agencies. At both June 30, 2022 and 2021, grants receivable of approximately \$874,000 and \$785,000, respectively, consist almost entirely of amounts due from these funding sources. Accounts receivable from two grantors represented 60% of total accounts receivable at June 30, 2022 and 2021. The revenue from these sources represented 99% of the Organization's support and revenues for the years ended June 30, 2022 and 2021.

Note C – Endowment Funds

The endowment fund investments at June 30, 2022 and 2021 consist of asset allocation mutual funds. The objective of the investment policy is to accumulate and manage funds, based on allowable maximum allocations set by the Board, to further the Organization's mission. Funds will provide a source of assets for major capital expenditures and operational cash needs as determined by the Board. The Organization may withdraw up to 5% of the endowment fund's balance at the end of each fiscal year with the approval of the Board. As of June 30, 2022 and 2021 the endowment fund had a market value of approximately \$153,000 and \$172,000, respectively, and a cost basis of approximately \$165,000 and \$157,000, respectively. Fair values for endowment fund investments are determined by reference to quoted market prices and are considered Level 1 investments under the framework established by the Code. The fair value of the mutual funds for the years ending June 30, 2022 and 2021 are as follows:

	Mutual Funds
June 30, 2021	\$ 171,819
Unrealized loss	(28,052)
Dividends	9,304
Fees	(150)
June 30, 2022	\$ 152,921

Note D – Investments

The amortized cost and estimated fair value of investments in debt and equity securities as of June 30, 2022 are as follows:

	Amortized/Cost	Unrealized Gains (Losses)	Fair Value
Mutual funds	\$ 427,536	\$ (21,254)	\$ 406,282
ETP funds	130,003	538	130,541
Equity securities	164,040	(6,470)	157,570
	\$ 721,579	\$ (27,186)	\$ 694,393

Family Resources, Inc.

Notes to Financial Statements

June 30, 2022 and 2021

Note D – Investments (continued)

The following tables summarize the amortized cost and the levels in the ASC 820 fair value hierarchy into which the Organization's investments fall as of June 30, 2022:

	<u>Fair Value</u>	<u>Level 1</u>	<u>Level 2</u>	<u>Level 3</u>
Mutual funds	\$ 406,282	\$ 406,282	\$ -	\$ -
ETP funds	130,541	130,541	-	-
Equity securities	157,570	157,570	-	-
	<u>\$ 694,393</u>	<u>\$ 694,393</u>	<u>\$ -</u>	<u>\$ -</u>

The amortized cost and estimated fair value of investments in debt and equity securities as of June 30, 2021 are as follows:

	<u>Amortized/Cost</u>	<u>Unrealized Gains (Losses)</u>	<u>Fair Value</u>
Mutual funds	\$ 481,064	\$ 35,623	\$ 516,687
ETP funds	219,976	20,724	240,700
Equity securities	164,363	16,257	180,620
	<u>\$ 865,403</u>	<u>\$ 72,604</u>	<u>\$ 938,007</u>

The following tables summarize the amortized cost and the levels in the ASC 820 fair value hierarchy into which the Organization's investments fall as of June 30, 2021:

	<u>Fair Value</u>	<u>Level 1</u>	<u>Level 2</u>	<u>Level 3</u>
Mutual funds	\$ 516,687	\$ 516,687	\$ -	\$ -
ETP funds	240,700	240,700	-	-
Equity securities	180,620	180,620	-	-
	<u>\$ 938,007</u>	<u>\$ 938,007</u>	<u>\$ -</u>	<u>\$ -</u>

Net investment income (loss) of the Organization for the years ended June 30, 2022 and 2021 is as follows:

	<u>2022</u>	<u>2021</u>
Interest income	\$ 1,258	\$ 1,250
Dividends	20,377	19,445
Capital gains	10,954	4,059
Net unrealized gains (losses)	(90,330)	81,786
Realized gains (losses)	(32,368)	365
Endowment Fund Investments gains (losses)	(18,898)	22,514
Total investment income (loss)	<u>(109,007)</u>	<u>129,419</u>
Investment expenses	(5,392)	(5,013)
Net investment income (loss)	<u>\$ (114,399)</u>	<u>\$ 124,406</u>

Family Resources, Inc.

Notes to Financial Statements

June 30, 2022 and 2021

Note E – Property and Equipment, Net

Property and equipment along with the related accumulated depreciation consist of the following:

	2022	2021	Useful Life (Years)
Buildings and improvements	\$ 8,428,838	\$ 8,301,031	10 - 30
Land	988,259	988,259	-
Land improvements	5,350	5,350	10
Construction in progress	45,352	20,928	30
Furniture and equipment	460,995	740,074	3 - 7
Motor vehicles	265,608	265,608	5
	<u>10,194,402</u>	<u>10,321,250</u>	
Less: accumulated depreciation	(5,284,279)	(5,258,708)	
Property and equipment, net	<u>\$ 4,910,123</u>	<u>\$ 5,062,542</u>	

Depreciation expense for the years ended June 30, 2022 and 2021 were approximately \$357,000 and \$381,000, respectively.

Note F – Notes Payable and Line of Credit

At June 30, 2022 and 2021, notes payable consisted of the following:

	2022	2021
Loan payable, see a) and b)	\$ 586,833	\$ 754,500
City of St. Petersburg Safe Connections HUD Mortgage, see c)	446,054	446,054
Pinellas County Safe Connections HUD Mortgage, see d)	299,420	299,420
Total notes payable	<u>1,332,307</u>	<u>1,499,974</u>
Less: short-term portion of notes payable	(167,667)	(167,667)
Long-term portion of notes payable	<u>\$ 1,164,640</u>	<u>\$ 1,332,307</u>

- a) 2010 bank-qualified loan payable in monthly installments of \$13,972, plus interest at a variable rate of 67% of the sum of one-month LIBOR plus 2.25% (2.21% and 1.81% at June 30, 2022 and 2021, respectively), through December 2026, secured by properties, buildings, and improvements, and includes certain affirmative covenants. The bonding covenants require that the Organization maintain a Debt Service Coverage Ratio of no less than 1.30 to 1.00; and a Liquidity requirement of no less than \$100,000 in unrestricted cash. The covenants also require the Organization utilize the funds for their intended purpose or the Organization will be subject to a rebate payment to the United States on each fifth anniversary of the loan payable.

Family Resources, Inc.

Notes to Financial Statements June 30, 2022 and 2021

Note F – Notes Payable and Line of Credit (continued)

- b) Effective August 1, 2017 the Organization entered into a Rate Swap Agreement with a financial institution. Under the terms of the agreement, the Organization converted a notional value of \$1,000,000 of term note payable to a fixed rate of 3.06%. The agreement matures December 1, 2026 with the notional value amortizing to a value of \$0 over the life of the agreement. For the years ended June 30, 2022 and 2021, the fair value of the interest-rate swap agreement was a liability (asset) of (\$2,800) and \$15,556, respectively, and has been reflected in the accompanying statements of financial position. As of June 30, 2022 and 2021, the Organization recognized a gain on the interest-rate swap agreement of \$18,355 and \$11,303, respectively, and has been reflected as a change in net assets on the accompanying statements of activities.
- c) Mortgage note payable for funds received pursuant to a Community Development Block Grant from City of St. Petersburg. Compliance with all provisions set forth in the note shall defer payment of the principal amount through December 31, 2033, at which time all sums due and payable shall be forgiven. Interest will not accrue while payment of the principal is deferred. The note is secured by real estate. The agreement in an amount of \$387,558 was effective on November 8, 2018. Effective April 30, 2019, the agreement was amended to increase the total to \$446,054. The property is intended to be used as individual and family counseling center for families and troubled youths who are runaways and at-risk of becoming homeless; providing assistance to 100 unduplicated households in crisis who are principally low and moderate income households.
- d) Mortgage note payable for funds received pursuant to a Community Development Block Grant from Pinellas County. Compliance with all provisions set forth in the note shall defer payment of the principal amount through December 31, 2037, at which time all sums due and payable shall be forgiven. Interest will not accrue while payment of the principal is deferred. The note is secured by real estate. The agreement in the amount of \$299,420 is effective on October 18, 2018. The funding is intended to be used for facility improvements to include the construction of an expansion of the facility for additional office and program delivery space on the property.

The Organization was in compliance with or had obtained waivers for all related covenants as of June 30, 2022 and 2021, respectively. At June 30, 2022, payments on notes payable and principal maturities on the bonds are as follows:

<u>Year Ending June 30,</u>	
2023	\$ 167,667
2024	167,667
2025	167,667
2026	83,833
Thereafter	745,473
Total	<u>\$ 1,332,307</u>

The interest expense incurred by the Organization for fiscal years ended June 30, 2022 and 2021 was approximately \$22,000 and \$26,000, respectively.

Family Resources, Inc.

Notes to Financial Statements June 30, 2022 and 2021

Note G – Net Assets With Donor Restrictions

As of June 30, 2022 and 2021, the Organization had the following net assets with donor restrictions:

	2022	2021
Buildings constructed with grant funds	\$ 289,092	\$ 377,857

During the years ended June 30, 2022 and 2021, the Organization released the following amounts from donor restrictions:

	2022	2021
Release of land use restrictions	\$ 88,765	\$ 88,763
Restricted contributions received	-	100,000
	<u>\$ 88,765</u>	<u>\$ 188,763</u>

Under several grants, Family Resources, Inc. signed land use agreements or contracts requiring the facilities to be used for the intended program purpose for periods ranging from 10 to 18 years. If the facilities are not used for the intended program purpose for the required period, the grant funds will be required to be repaid to the grantor using formulas set forth in the land use agreements or contracts. Since the Organization must operate the facilities for a specified purpose for a stated period of time, the grant funds are recorded as net assets with donor restrictions and amortized into net assets without donor restrictions over their respective contract years.

Note H – Liquidity and Availability of Financial Assets

The Organization's management monitors its liquidity so that it is able to cover operating expenses. The Organization budgets for such costs based on the prior year actual expenses and anticipated future expenses. Budgets are approved by the Board.

Management has budgeted approximately \$9,000,000 of operating expenses and \$8,729,000 of grant income in reoccurring or signed Federal, State and Local grants to be paid within one year of the statement of financial position date. The Organization plans to supplement the remainder with expected fundraising and donations.

As part of the Organization's liquidity management, it has a policy to structure its financial assets to be available as its general expenditures, liabilities and other obligations come due.

The following reflects the Organization's financial assets as of June 30, 2022, reduced by amounts not available for general use because of contractual or donor-imposed restrictions within one year of the statement of financial position date.

Financial assets:	
Cash and cash equivalents	\$ 2,045,215
Grants receivable	873,704
Endowment fund investment	152,921
Investments	694,393
Total financial assets	<u>3,766,233</u>
Less: deferred revenue	(53,890)
Less: board designated endowment fund	(152,921)
Less: financial assets held to meet donor-imposed restrictions	<u>(289,092)</u>
Financial assets available to meet cash needs for general expenditures within one year	<u>\$ 3,270,330</u>

Family Resources, Inc.

Notes to Financial Statements June 30, 2022 and 2021

Note H – Liquidity and Availability of Financial Assets (continued)

The above table reflects donor-restricted and board designated endowment funds as unavailable because it is the Organization's intention to invest those resources for the long-term support of the Organization. However, in the case of need, the board of directors could appropriate resources from its designated endowment.

Note I – In-Kind Contributions

The Organization records various types of in-kind contributions. Contributed services are recognized at fair value if the services received create or enhance long-lived assets; require specialized skills; are provided by individuals possessing those skills and would typically need to be purchased if not provided by donation. Contributions of tangible assets are recognized at fair value when received. The amounts reflected in the accompanying financial statements as in-kind contributions are offset by like amounts in expenses or additions to property and equipment.

In-kind revenue and in-kind expense utilized from contributed nonfinancial assets consisted of the following for the years ended June 30, 2022 and 2021:

	<u>2022</u>	<u>2021</u>
Services	\$ 65,940	\$ 79,082
Free use of facilities	91,529	91,529
	<u>\$ 157,469</u>	<u>\$ 170,611</u>

Note J – Operating Leases

The Organization has several non-cancellable operating leases for facilities and equipment. Rent expense relating to leased facilities for the years ended June 30, 2022 and 2021 was approximately \$50,000 and \$61,000, respectively. Rent expense relating leased equipment for the years ended June 30, 2022 and 2021 was approximately \$38,000 and \$41,000, respectively. In addition to the lease expense, the Organization also received donated use of facilities in the amounts of approximately \$92,000 for the years ended June 30, 2022 and 2021, see Note I.

Future minimum rental payments for each of the next three years at June 30, 2022 are as follows:

<u>Fiscal Year</u>	<u>Operating Leases</u>		
	<u>Facilities</u>	<u>Equipment</u>	<u>Total</u>
2023	\$ 41,050	\$ 28,668	\$ 69,718
2024	-	2,389	2,389
	<u>\$ 41,050</u>	<u>\$ 31,057</u>	<u>\$ 72,107</u>

Note K – Commitments and Contingencies

Litigation

Certain conditions may exist as of the date the financial statements are issued, which may result in a loss to the Organization but which will only be resolved when one or more future events occur or fail to occur. The Organization's management and its legal counsel assess such contingent liabilities, and such assessment inherently involves an exercise of judgment. In assessing loss contingencies related to legal proceedings that are pending against the Organization or unasserted claims that may result in such proceedings, the Organization's legal counsel evaluates the perceived merits of any legal proceedings or unasserted claims as well as the perceived merits of the amount of relief sought or expected to be sought therein.

Family Resources, Inc.

Notes to Financial Statements

June 30, 2022 and 2021

Note K – Commitments and Contingencies (continued)

Litigation (continued)

If the assessment of a contingency indicates that it is probable that a material loss has been incurred and the amount of the liability can be estimated, then the estimated liability would be accrued in the Organization's financial statements. If the assessment indicates that a potentially material loss contingency is not probable, but is reasonably possible, or is probable but cannot be estimated, then the nature of the contingent liability, together with an estimate of the range of possible loss if determinable and material, would be disclosed.

Federal, State and Local Grants

Grant funds received by the Organization are subject to audit by grantor agencies and independent auditors. Audits of these grants may result in disallowed costs, which may constitute a liability of the Organization. In the opinion of management, disallowed costs, if any, would not have a materially adverse effect on the Organization's financial condition.

State Unemployment Insurance

The Organization is self-insured with regards to state unemployment insurance. The possibility exists that assessments may be made in the future by the State of Florida for unemployment claims made by former employees. The State of Florida has placed limits on the payments and duration on these claims. The Organization has estimated its future liability based on current and future claims within the limits set by the State of Florida and number of employees terminated. The Organization had accrued approximately \$137,000 and \$128,000 as of June 30, 2022 and 2021, respectively, related to future unemployment claims. These claims are included in accounts payable and accrued liabilities on the accompanying statements of financial position. The Organization also maintains a deposit on hand for unemployment exposure. As of June 30, 2022 and 2021, the Organization held cash deposit balances of approximately \$56,000.

Note L – Paycheck Protection Program

In May 2021, the Company participated in the Paycheck Protection Program ("PPP") under the CARES Act and secured financing through a financial institution for \$859,800 at 1.00% interest. The loan had a maturity date in May 2023 and a deadline for forgiveness for 10 months and 24 weeks. The loan was guaranteed by the Small Business Administration. The Organization received forgiveness on this loan in February 2022 and recorded a gain on debt extinguishment.

Note M – Retirement Plan

The Organization has implemented a defined contribution retirement plan as allowed under Section 403(b) of the Internal Revenue Code. This plan provides a defined contribution and a deferred compensation retirement arrangement for substantially all of its employees. The Organization's retirement plan contribution for the years ended June 30, 2022 and 2021, totaled approximately \$68,000 and \$89,000, respectively. Employees are eligible to participate in the plan upon date of employment. Employees become eligible for employer matching contributions after six months of employment, and are immediately vested in their elective deferral. Participants fully vest in the employers' contributions over a period of four years of service to the Organization.

Family Resources, Inc.

Notes to Financial Statements

June 30, 2022 and 2021

Note N – Subsequent Events

On August 5, 2022 the Organization purchased a building for approximately \$672,000.

Management has assessed subsequent events through September 22, 2022, the date on which the financial statements were available to be issued.

Supplemental Information

Family Resources, Inc.
Schedule of Expenditures of Federal Awards
For the Year Ended June 30, 2022

Federal and State Grantor/Pass-Through Grantor Program Title	Assistance Listing Number	Contract/Grant Number	Federal Expenditures	Transfers to Subrecipient
U.S. Department of Health and Human Services				
Direct program: Basic center grant				
Runaway Youth - North Shelter	93.623	90CY7313-01-00	\$ 146,054	\$ -
Runaway Youth - South Shelter	93.623	90CY7196-01-00	36,300	-
Runaway Youth - South Shelter	93.623	90CY7196-02-00	154,646	-
Runaway Youth - Manatee Shelter	93.623	90CY7062-03-00	51,601	-
Runaway Youth - Manatee Shelter	93.623	90CY7361-01-00	142,988	-
Total program			<u>531,589</u>	<u>-</u>
Direct program: Education and Prevention Grants to Reduce Sexual Abuse of Runaway, Homeless and Street Youth				
Pinellas Programs - Street Outreach	93.557	90Y02310-03-00	29,578	-
Pinellas Programs - Street Outreach	93.557	90Y02449-01-00	79,005	-
Total program			<u>108,583</u>	<u>-</u>
Direct program: Healthy Marriage and Relationship Education				
Safe2Be You & Me Program	93.086	90ZID0013-01-00	153,067	-
Safe2Be You & Me Program	93.086	90ZID0013-02-00	441,670	-
Total program			<u>594,737</u>	<u>-</u>
Total U.S. Department of Health and Human Services			<u>1,234,909</u>	<u>-</u>
United States Treasury (Coronavirus Relief Fund)				
Passed through Pinellas County Board of County Commissioners:				
Youth Enrichment Program	21.019	Phase 5 funding	1,113	-
Youth Enrichment Program	21.019	Phase 5 funding	3,000	-
Youth Enrichment Program	21.019	Phase 6 funding	4,958	-
Youth Enrichment Program	21.019	Phase 6 funding	5,104	-
Pinellas Programs	21.019	CARESACTCC36873A	3,862	-
U.S. Department of Agriculture				
Passed through Florida Department of Health:				
Child and Adult Care Food Program	10.558	112459	50,921	-
Child and Adult Care Food Program	10.558	D3822	2,545,270	2,207,074
Child and Adult Care Food Program - COVID funding	10.558	D3822	81,470	86,876
Child and Adult Care Food Program	10.558	A4188	10,023	-
Total program			<u>2,687,684</u>	<u>2,293,950</u>
Total Pass-Through			<u>2,705,741</u>	<u>2,293,950</u>
Total Expenditures of Federal Awards			<u>\$ 3,940,650</u>	<u>\$ 2,293,950</u>

Family Resources, Inc.
Schedule of Expenditures of State Financial Assistance
For the Year Ended June 30, 2022

Federal and State Grantor/Pass-Through Grantor Program Title	Assistance Listing Number	Pass-through Grantor's Number	Expenditure State Awards
Florida Department of Juvenile Justice			
Passed through the Florida Network of Youth and Family Services, Inc.:			
Domestic Violence Respite/Probation Respite	80.005		\$ 76,545
Children and Families in Need of Services (CINS/FINS)	80.005		2,198,214
Children and Families in Need of Services (SNAP)	80.005		429,116
Children and Families in Need of Services (SNAP Youth Justice)	80.005		64,169
Children and Families in Need of Services (ICM)	80.005		6,934
Total Florida Department of Juvenile Justice			2,774,978
Passed through State College of Florida, Manatee-Sarasota			11,555
Total			11,555
Total state financial assistance			\$ 2,786,533

Family Resources, Inc.
Schedule of Local and Other Awards
For the Year Ended June 30, 2022

<u>Grantor/Program Title</u>	<u>Local and Other Expenditures</u>
City of St. Petersburg Social Action Safe Connections - Street Outreach	\$ 5,781
Pinellas County Social Action Safe Connections - Street Outreach	30,434
Pinellas Community Foundation	200
Manatee County: Residential Shelter CERTAIN Total Manatee County	65,096 228,594 293,690
Substance Abuse Advisory Board, Pinellas County, Florida Youth Shelter	5,500
School District of Manatee County Youth Shelter	7,710
Juvenile Welfare Board of Pinellas County: Family / Youth Services - Residential Non-Operating Capital Grant COST Youth Enrichment Program Elementary Intensive Case Management Total Juvenile Welfare Board of Pinellas County	357,847 146,825 559,650 67,990 1,132,312
Total Expenditures of Local Awards	\$ 1,475,627

Family Resources, Inc.

Notes to Schedule of Expenditures of Federal Awards, State Financial Assistance, and Local Awards
June 30, 2022

Basis of Presentation

The accompanying schedule of expenditures of federal awards, state financial assistance, and local awards (the "Schedule") presents the activity of all federal, state, and local programs administered by Family Resources, Inc. Awards received directly from governmental agencies, as well as those passed through other government agencies, are included in the Schedule. The information in this Schedule is presented in accordance with the requirements of the Uniform Guidance, Audits of States, Local Governments, and Non-Profit Organizations; and Chapter 10.650, Rules of the Auditor General. Because the Schedule presents only a selected portion of the operations of Family Resources, Inc., it is not intended to and does not present the financial position, changes in net assets, or cash flows of the Organization.

Summary of Significant Accounting Policies

Expenditures reported in the Schedule are reported on the accrual basis of accounting. Such expenditures are recognized following the cost principles contained in the Uniform Guidance, Cost Principles for Non-Profit Organizations, wherein certain types of expenditures are not allowable or are limited as to reimbursement.

Subrecipients

The Organization provided federal awards to subrecipients during fiscal 2022 as identified in the transferred to subrecipient column in the Schedule.

As a service provider, the Organization has certain compliance responsibilities, such as monitoring its subrecipients to help assure they use these sub-awards as authorized by laws, regulations, and the provisions of contracts or grant agreements, and that subrecipients achieve the award's performance goals.

Indirect Cost Rate

The Organization has elected not to use the 10-percent de minimis indirect cost rate as allowed under the Uniform Guidance.

Family Resources, Inc.


Notes to Schedule of Expenditures of Federal Awards, State Financial Assistance, and Local Awards

June 30, 2022

Federal Loan Programs

As discussed in Note F of the financial statements, the Organization received U.S. Department of Housing and Urban Development (“HUD”) federal awards in the form of two loans from the City of St. Petersburg and Pinellas County, which related to the Safe Connections Projects A and B. The City of St. Petersburg loan was stipulated to be used towards partial demolition and reconstruction of a property, which is to be used as an individual and family counseling center to families and troubled youths who are runaways and/or at-risk of becoming homeless. The Pinellas County loan was stipulated to be used towards facility improvements, including the construction of an expansion of the facility for additional office and program delivery space. The Organization is required to utilize the property as a counseling center, as described above. The Organization was in compliance with the current requirements of the federal loan programs for the years ended June 30, 2022 and 2021. The following table shows federal loan programs as of July 31, 2022 and 2021, respectively:

<u>Federal Agency</u>	<u>Assistance Listing Number</u>	<u>Program</u>	<u>Loan Balances as of July 1, 2021</u>	<u>New Loans During Fiscal Year June 30, 2022</u>	<u>Total Loan Amounts per Program</u>
HUD	14.218	City of St. Petersburg	\$ 446,054	\$ -	\$ 446,054
HUD	14.218	Pinellas County	299,420	-	299,420
			<u>\$ 745,474</u>	<u>\$ -</u>	<u>\$ 745,474</u>



Independent Auditor's Report on Internal Control Over Financial Reporting and on Compliance and Other Matters Based on Audits of Financial Statements Performed in Accordance with Government Auditing Standards

To the Board of Directors of
Family Resources, Inc.
Pinellas Park, FL

We have audited, in accordance with the auditing standards generally accepted in the United States of America and the standards applicable to financial audits contained in *Government Auditing Standards* issued by the Comptroller General of the United States, the financial statements of Family Resources, Inc. (the "Organization"), a nonprofit organization, which comprise the statement of financial position as of June 30, 2022, and the related statements of activities, and cash flows for the year then ended, and the related notes to the financial statements, and have issued our report thereon dated September 22, 2022.

Internal Control over Financial Reporting

In planning and performing our audits of the financial statements, we considered the Organization's internal control over financial reporting (internal control) to determine the audit procedures that are appropriate in the circumstances for the purpose of expressing our opinion on the financial statements, but not for the purpose of expressing an opinion on the effectiveness of the Organization's internal control. Accordingly, we do not express an opinion on the effectiveness of the Organization's internal control.

A *deficiency in internal control* exists when the design or operation of a control does not allow management or employees, in the normal course of performing their assigned functions, to prevent, or detect and correct misstatements on a timely basis. A *material weakness* is a deficiency, or a combination of deficiencies, in internal control, such that there is a reasonable possibility that a material misstatement of the entity's financial statements will not be prevented, or detected and corrected on a timely basis. A *significant deficiency* is a deficiency, or a combination of deficiencies, in internal control that is less severe than a material weakness, yet important enough to merit attention by those charged with governance.

Our consideration of internal control was for the limited purpose described in the first paragraph of this section and was not designed to identify all deficiencies in internal control that might be material weaknesses or significant deficiencies. Given these limitations, during our audits we did not identify any deficiencies in internal control that we consider to be material weaknesses. However, material weaknesses may exist that have not been identified.

ASSURANCE DIMENSIONS CERTIFIED PUBLIC ACCOUNTANTS & ASSOCIATES
also d/b/a McNAMARA and ASSOCIATES, PLLC

TAMPA BAY: 4920 W Cypress Street, Suite 102 | Tampa, FL 33607 | Office: 813.443.5048 | Fax: 813.443.5053
JACKSONVILLE: 4720 Salisbury Road, Suite 223 | Jacksonville, FL 32256 | Office: 888.410.2323 | Fax: 813.443.5053
ORLANDO: 1800 Pembroke Drive, Suite 300 | Orlando, FL 32810 | Office: 888.410.2323 | Fax: 813.443.5053
SOUTH FLORIDA: 2000 Banks Road, Suite 218 | Margate, FL 33063 | Office: 754.800.3400 | Fax: 813.443.5053

www.assurancedimensions.com



Compliance and Other Matters

As part of obtaining reasonable assurance about whether the Organization's financial statements are free of material misstatement, we performed tests of its compliance with certain provisions of laws, regulations, contracts, and grant agreements, noncompliance with which could have a direct and material effect on the determination of financial statement amounts. However, providing an opinion on compliance with those provisions was not an objective of our audits, and accordingly, we do not express such an opinion. The results of our tests disclosed no instances of noncompliance or other matters that are required to be reported under *Government Auditing Standards*.

Purpose of this Report


The purpose of this report is solely to describe the scope of our testing of internal control and compliance and the results of that testing, and not to provide an opinion on the effectiveness of the Organization's internal control or on compliance. This report is an integral part of an audit performed in accordance with *Government Auditing Standards* in considering the organization's internal control and compliance. Accordingly, this communication is not suitable for any other purpose.

Assurance Dimensions

Tampa, Florida
September 22, 2022

ASSURANCE DIMENSIONS CERTIFIED PUBLIC ACCOUNTANTS & ASSOCIATES
also d/b/a McNAMARA and ASSOCIATES, PLLC

TAMPA BAY: 4920 W Cypress Street, Suite 102 | Tampa, FL 33607 | Office: 813.443.5048 | Fax: 813.443.5053
JACKSONVILLE: 4720 Salisbury Road, Suite 223 | Jacksonville, FL 32256 | Office: 888.410.2323 | Fax: 813.443.5053
ORLANDO: 1800 Pembroke Drive, Suite 300 | Orlando, FL 32810 | Office: 888.410.2323 | Fax: 813.443.5053
SOUTH FLORIDA: 2000 Banks Road, Suite 218 | Margate, FL 33063 | Office: 754.800.3400 | Fax: 813.443.5053
www.assurancedimensions.com



Independent Auditors' Report on Compliance for Each Major Program and Major Project and on Internal Control Over Compliance Required by the Uniform Guidance and Chapter 10.650, Rules of the Auditor General of the State of Florida

To the Board of Directors of
Family Resources, Inc.
Pinellas Park, FL

Report on Compliance for Each Major Federal Program and Major State Project

We have audited Family Resources, Inc. (the "Organization")'s compliance with the types of compliance requirements described in the *OMB Compliance Supplement* that could have a direct and material effect on each of the Organization's major federal programs for the year ended June 30, 2022. The Organization's major federal programs are identified in the summary of auditors' results section of the accompanying schedule of findings and questioned costs.

Management's Responsibility

Management is responsible for compliance with federal statutes, regulations, and the terms and conditions of its federal awards applicable to its federal programs and major state projects.

Auditor's Responsibility

Our responsibility is to express an opinion on compliance for each of the Organization's major federal programs based on our audit of the types of compliance requirements referred to above. We conducted our audit of compliance in accordance with auditing standards generally accepted in the United States of America; the standards applicable to financial audits contained in *Government Auditing Standards*, issued by the Comptroller General of the United States; and the audit requirements of Title 2 U.S. *Code of Federal Regulations Part 200, Uniform Administrative Requirements, Cost Principles, and Audit Requirements for Federal Awards* (Uniform Guidance). Those standards and the Uniform Guidance require that we plan and perform the audit to obtain reasonable assurance about whether noncompliance with the types of compliance requirements referred to above that could have a direct and material effect on a major federal program occurred. An audit includes examining, on a test basis, evidence about the Organization's compliance with those requirements and performing such other procedures as we considered necessary in the circumstances.

We believe that our audit provides a reasonable basis for our opinion on compliance for each major federal program. However, our audit does not provide a legal determination of the Organization's compliance.

Opinion on Each Major Federal Program and Major State Project


In our opinion, the Organization complied, in all material respects, with the types of compliance requirements referred to above that could have a direct and material effect on each of its major federal programs for the year ended June 30, 2022.

ASSURANCE DIMENSIONS CERTIFIED PUBLIC ACCOUNTANTS & ASSOCIATES

also d/b/a McNAMARA and ASSOCIATES, PLLC

TAMPA BAY: 4920 W Cypress Street, Suite 102 | Tampa, FL 33607 | Office: 813.443.5048 | Fax: 813.443.5053
JACKSONVILLE: 4720 Salisbury Road, Suite 223 | Jacksonville, FL 32256 | Office: 888.410.2323 | Fax: 813.443.5053
ORLANDO: 1800 Pembroke Drive, Suite 300 | Orlando, FL 32810 | Office: 888.410.2323 | Fax: 813.443.5053
SOUTH FLORIDA: 2000 Banks Road, Suite 218 | Margate, FL 33063 | Office: 754.800.3400 | Fax: 813.443.5053

www.assurancedimensions.com



Report on Internal Control over Compliance

Management of the Organization is responsible for establishing and maintaining effective internal control over compliance with the types of compliance requirements referred to above. In planning and performing our audit of compliance, we considered the Organization's internal control over compliance with the types of requirements that could have a direct and material effect on each major federal program to determine the auditing procedures that are appropriate in the circumstances for the purpose of expressing an opinion on compliance for each major federal program and to test and report on internal control over compliance in accordance with the Uniform Guidance, but not for the purpose of expressing an opinion on the effectiveness of internal control over compliance. Accordingly, we do not express an opinion on the effectiveness of the Organization's internal control over compliance.

A deficiency in internal control over compliance exists when the design or operation of a control over compliance does not allow management or employees, in the normal course of performing their assigned functions, to prevent, or detect and correct, noncompliance with a type of compliance requirement of a federal program on a timely basis. A material weakness in internal control over compliance is a deficiency, or combination of deficiencies, in internal control over compliance, such that there is a reasonable possibility that material noncompliance with a type of compliance requirement of a federal program will not be prevented, or detected and corrected, on a timely basis. A significant deficiency in internal control over compliance is a deficiency, or a combination of deficiencies, in internal control over compliance with a type of compliance requirement of a federal program that is less severe than a material weakness in internal control over compliance, yet important enough to merit attention by those charged with governance.

Our consideration of internal control over compliance was for the limited purpose described in the first paragraph of this section and was not designed to identify all deficiencies in internal control over compliance that might be material weaknesses or significant deficiencies. We did not identify any deficiencies in internal control over compliance that we consider to be material weaknesses. However, material weaknesses may exist that have not been identified.

The purpose of this report on internal control over compliance is solely to describe the scope of our testing of internal control over compliance and the results of that testing based on the requirements of the Uniform Guidance. Accordingly, this report is not suitable for any other purpose.

Assurance Dimensions

Tampa, Florida
September 22, 2022

ASSURANCE DIMENSIONS CERTIFIED PUBLIC ACCOUNTANTS & ASSOCIATES

also d/b/a McNAMARA and ASSOCIATES, PLLC

TAMPA BAY: 4920 W Cypress Street, Suite 102 | Tampa, FL 33607 | Office: 813.443.5048 | Fax: 813.443.5053
JACKSONVILLE: 4720 Salisbury Road, Suite 223 | Jacksonville, FL 32256 | Office: 888.410.2323 | Fax: 813.443.5053
ORLANDO: 1800 Pembroke Drive, Suite 300 | Orlando, FL 32810 | Office: 888.410.2323 | Fax: 813.443.5053
SOUTH FLORIDA: 2000 Banks Road, Suite 218 | Margate, FL 33063 | Office: 754.800.3400 | Fax: 813.443.5053
www.assurancedimensions.com

Family Resources, Inc.

Schedule of Findings and Questioned Costs June 30, 2022

Section 1 – Summary of Auditors’ Results

<u>Financial Statements</u>	<u>Results</u>
Type of auditors’ report issued:	Unqualified
Internal control over financial reporting:	
Material weakness identified?	No
Significant deficiencies identified that are not considered to be material weaknesses?	No
Noncompliance material to financial statements noted?	No

	<u>Federal Awards</u>	<u>State Projects</u>
Internal control over major programs:		
Material weakness identified?	No	No
Significant deficiencies identified not considered to be a material weakness?	None reported	None reported
Type of auditors’ report issued on compliance for major programs:	Unqualified	Unqualified
Any audit findings disclosed that are required to be reported in accordance with the Uniform Guidance.	No	No

Identification of Major Federal Programs and Major State Projects:

<u>Assistance Listing Number</u>	<u>Name of Federal Program</u>
10.558	U.S. Department of Agriculture Child and Adult Care Food Program
<u>Assistance Listing Number</u>	<u>Name of State Project</u>
80.005	Florida Department of Juvenile Justice Children and Families in Need of Services

	<u>Federal Awards</u>	<u>State Projects</u>
Dollar threshold used to distinguish between Type A and Type B programs	\$ 750,000	\$750,000
Auditee qualified as low-risk auditee?	Yes	N/A

Family Resources, Inc.

Schedule of Findings and Questioned Costs

June 30, 2022

Section 2 – Financial Statement Findings

This section identifies the significant deficiencies, material weaknesses, fraud, illegal acts, violations of provisions of contracts and grant agreements, and abuse related to the financial statements for which *Government Auditing Standards* requires a reporting in a Uniform Guidance audit.

Prior Year Audit Findings

No matters were reported.

Section 3 – Federal Awards Findings and Questioned Costs

This section identifies the audit findings required to be reported by the Uniform Guidance as well as any abuse findings involving federal awards that is material to a major program. There were no instances of abuse found as a result of our audit procedure.



"Management Letter"

Based on Rule 10.654(1) (e) of the Rules of Auditor General of the State of Florida

To the Board of Directors of
Family Resources, Inc.
Pinellas Park, FL

Report on the Financial Statements

We have audited the financial statements of Family Resources, Inc. (the "Organization"), as of and for the fiscal year ended June 30, 2022 and have issued our report thereon dated September 22, 2022.

Auditor's Responsibility

We conducted our audit in accordance with auditing standards generally accepted in the United States of America; the standards applicable to financial audits contained in Government Auditing Standards, issued by the Comptroller General of the United States; and the Uniform Guidance, Audits of States, Local Governments, and Non-profit Organizations; and Chapter 10.650 or 10.550 Rules of the Florida Auditor General.

Other Reports and Schedule

We have issued our Independent Auditor's Report on Internal Control over Financial Reporting and Compliance and Other Matters Based on Audit of the Financial Statements Performed in Accordance with *Government Auditing Standards*; Independent Auditor's Report on Compliance for Each Major Federal Program and State Project and Report on Internal Control over Compliance in accordance with Uniform Guidance and Chapter 10.650 or 10.550, Rules of the Florida Auditor General; and Schedule of Findings and Questioned Costs. Disclosures in those reports and schedule, which are dated September 22, 2022, should be considered in conjunction with this management letter.

Other Matter

Section 10.654(1)(e), Rules of the Auditor General, requires that we address noncompliance with provisions of contracts or grant agreements, or abuse, that have occurred, or are likely to have occurred, that have an effect on the financial statements or State project amounts that is less than material but which warrants the attention of those charged with governance. In connection with our audit, we did not have any such findings.

Purpose of this Letter

Our management letter is intended solely for the information and use of the Legislative Auditing Committee, members of the Florida Senate and the Florida House of Representatives, the Florida Auditor General, Federal and other granting agencies, the Board of Directors, and applicable management, and is not intended to be and should not be used by anyone other than these specified parties.

Assurance Dimensions

Tampa, Florida
September 22, 2022

ASSURANCE DIMENSIONS CERTIFIED PUBLIC ACCOUNTANTS & ASSOCIATES
also d/b/a McNAMARA and ASSOCIATES, PLLC

TAMPA BAY: 4920 W Cypress Street, Suite 102 | Tampa, FL 33607 | Office: 813.443.5048 | Fax: 813.443.5053
JACKSONVILLE: 4720 Salisbury Road, Suite 223 | Jacksonville, FL 32256 | Office: 888.410.2323 | Fax: 813.443.5053
ORLANDO: 1800 Pembroke Drive, Suite 300 | Orlando, FL 32810 | Office: 888.410.2323 | Fax: 813.443.5053
SOUTH FLORIDA: 2000 Banks Road, Suite 218 | Margate, FL 33063 | Office: 754.800.3400 | Fax: 813.443.5053

www.assurancedimensions.com