



City of Bushnell, Florida
Annual Comprehensive Financial Report

Fiscal Year End: September 30, 2023

**ANNUAL COMPREHENSIVE
FINANCIAL REPORT**

**FOR THE FISCAL YEAR ENDED
SEPTEMBER 30, 2023**

**CITY OF BUSHNELL, FLORIDA
Prepared by: Shelley Ragan
Office of the Finance Director**

**ANNUAL COMPREHENSIVE FINANCIAL REPORT
FOR THE FISCAL YEAR ENDED SEPTEMBER 30, 2023
CITY OF BUSHNELL, FLORIDA**

TABLE OF CONTENTS

I. INTRODUCTORY SECTION

Certificate of Achievement for Excellence in Financial Reporting	i
Organizational Chart	ii
Letter of Transmittal	iii-vi
City Council Elected and Appointed Officials	vii

II. FINANCIAL SECTION

Independent Auditor’s Report	1-3
---	-----

Management’s Discussion and Analysis	4-10
---	------

Basic Financial Statements

Statement of Net Position	11
Statement of Activities	12-13
Balance Sheet - All Governmental Funds	14
Reconciliation of the Balance Sheet of Governmental Funds to the Statement of Net Position	15
Statement of Revenues, Expenditures, and Changes in Fund Balances - All Governmental Funds	16
Reconciliation of the Statement of Revenues, Expenditures, and Changes in Fund Balances of Governmental Funds to the Statement of Activities	17
Statement of Revenues, Expenditures, and Changes in Fund Balance - Budget and Actual - Major Fund - General Fund	18-21
Statement of Revenues, Expenditures, and Changes in Fund Balance - Budget and Actual - Major Fund - Cemetery	22
Statement of Net Position - Proprietary Fund	23-24
Statement of Revenues, Expenses, and Changes in Net Position - Proprietary Fund	25
Statement of Cash Flows - Proprietary Fund	26-27
Statement of Fiduciary Net Position - Pension Trust Fund	28
Statement of Changes in Fiduciary Net Position - Pension Trust Fund	29
Notes to Financial Statements	30-57

**ANNUAL COMPREHENSIVE FINANCIAL REPORT
FOR THE FISCAL YEAR ENDED SEPTEMBER 30, 2023
CITY OF BUSHNELL, FLORIDA**

TABLE OF CONTENTS

Required Supplementary Information

Schedule of Net Changes in Other Postemployment Benefits (OPEB) Plan Liability	58
Schedule of Changes in the Employer’s Net Pension Liability and Related Ratios	59
General Employees’ Pension Plan Schedule of Contributions	60
General Employees’ Pension Plan Schedule of Investment Returns	61

III. STATISTICAL SECTION

Net Position by Component	62-63
Changes in Net Position	64-67
Governmental Activities Tax Revenues by Source	68
Fund Balances of Governmental Funds	69
Changes in Fund Balances of Governmental Funds	70-71
Assessed and Estimated Actual Value of Taxable Property.....	72
Property Tax Rates Direct and Overlapping	73
Principal Property Tax Payers	74
Property Tax Levies and Collections	75
Ratio of Outstanding Debt by Type	76
Direct and Overlapping Governmental Activities Debt	77
Computation of Legal Debt Margin	78
Pledged Revenue Coverage - Wastewater Bonds	79
Pledged Revenue Coverage - Water	80
Pledged Revenue Coverage - Electric	81
Pledged Revenue Coverage - Sanitation.....	82
Demographic and Economic Statistics.....	83
Principal Employers	84
Full-Time Equivalent City Government Employees by Function	85
Operating Indicators by Function	86
Capital Asset Statistics by Function	87

**ANNUAL COMPREHENSIVE FINANCIAL REPORT
FOR THE FISCAL YEAR ENDED SEPTEMBER 30, 2023
CITY OF BUSHNELL, FLORIDA**

TABLE OF CONTENTS

IV. COMPLIANCE SECTION

**Additional Elements of Reporting Prepared in Accordance with
Government Auditing Standards, Issued by the Comptroller
General of the United States, and *Rules of the Auditor General***

Independent Auditor’s Report on Internal Control Over Financial Reporting and on Compliance and Other Matters Based on an Audit of Financial Statements Performed in Accordance with <i>Government Auditing Standards</i>	88-89
Management Letter	90-91
Management’s Response.....	92-93
Independent Accountant’s Report on Compliance with Florida Statute Section 218.415 – Investments of Public Funds	94
Impact Fee Affidavit	95

INTRODUCTORY SECTION



Government Finance Officers Association

Certificate of
Achievement
for Excellence
in Financial
Reporting

Presented to

**City of Bushnell
Florida**

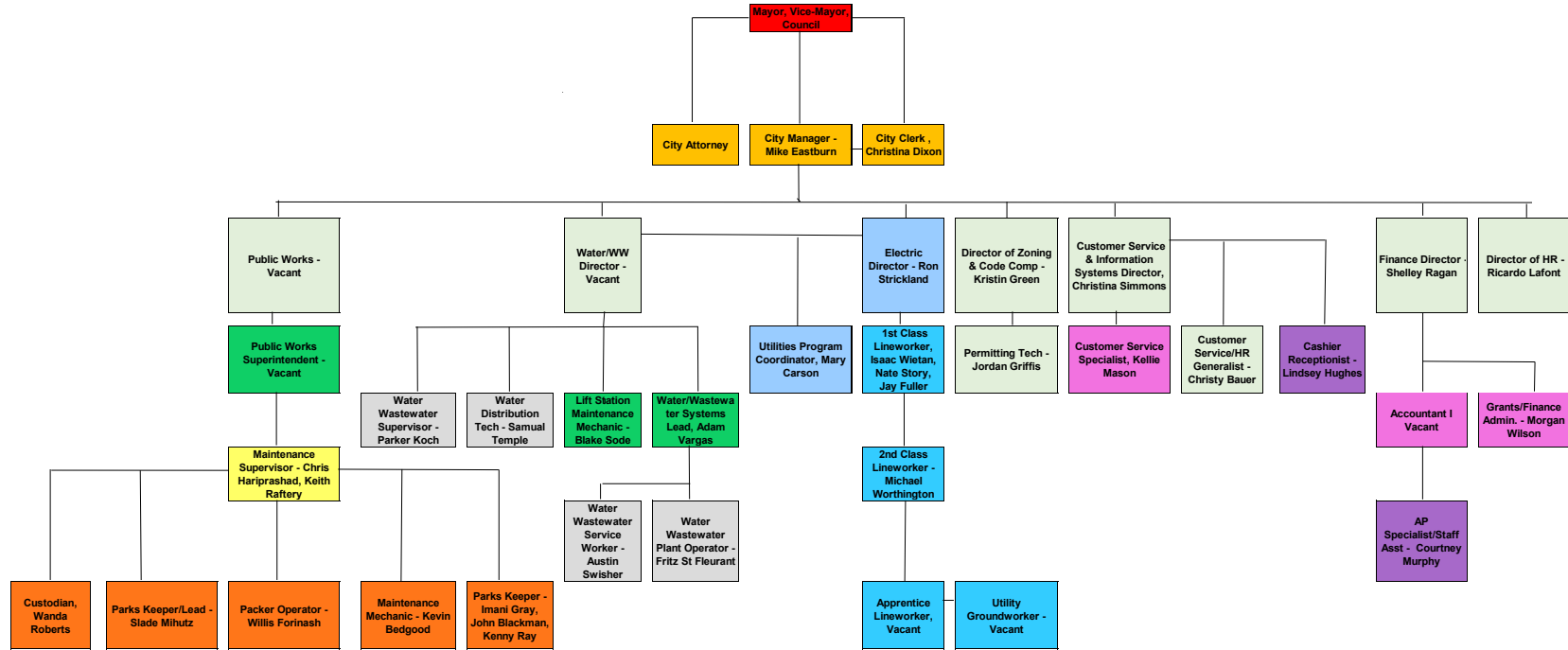
For its Annual Comprehensive
Financial Report
For the Fiscal Year Ended


September 30, 2022

Christopher P. Morill

Executive Director/CEO

Citizens





CITY OF BUSHNELL, FL
117 E. Joe P Strickland, Jr. Ave., P.O. Box 115
Bushnell, FL 33513
Phone: 352-793-2591 Fax: 352-793-2711

March 25, 2024

TO THE CITIZENS OF THE CITY OF BUSHNELL:

The Comprehensive Annual Financial Report of the City of Bushnell for the fiscal year ended September 30, 2023, is hereby submitted. Responsibility for both the accuracy of the data, and the completeness and fairness of the presentation including all disclosures, rests with the City. To the best of our knowledge and belief, the enclosed data is accurate in all material respects and is reported in a manner designed to fairly present the financial position and results of operations of the City. To provide a reasonable basis for making these representations, management of the City of Bushnell has established a comprehensive internal control framework that is designed to both protect the government's assets from loss, theft, or misuse, and to compile sufficient reliable information for the preparation of the City of Bushnell's financial statements in conformity with generally accepted accounting principles (GAAP). Because the cost of internal controls should not outweigh their benefits, the City of Bushnell's comprehensive framework of internal controls has been designed to provide reasonable, rather than absolute, assurance that the financial statements will be free from material misstatement. As management, we assert that, to the best of our knowledge and belief, this financial report is complete and reliable in all material aspects. All disclosures necessary to enable the reader to gain an understanding of the government's financial activities have been included. Additionally, the Management's Discussion and Analysis section that follows will provide highlights and review the financial performance during the reporting period.

BACKGROUND INFORMATION

The City of Bushnell, founded with the establishment of the Post Office on October 28, 1885, is a political subdivision of the State of Florida located in Sumter County. The City was established under the legal authority of the Laws of Florida, Chapter 57-105 and incorporated in 1911. Bushnell's rural atmosphere is inviting to those who like to enjoy a more relaxed lifestyle, yet exhibits a steady growth in both its commercial and its residential sectors with an estimated population of 3,523 reported in the 2023 census. The City operates under a Council-Manager form of government. The legislative branch of the City is composed of a four-member elected City Council, and an elected Mayor.

REPORTING ENTITY AND ITS SERVICES

This report includes all funds of the City. The City of Bushnell provides a full range of general governmental services and activities. These services include code enforcement; administrative and financial services; planning, zoning and development review; maintenance of highways, streets, and drainage; recreation and special events. Police, fire and library services are provided by either agreement or contract with the Sumter County Board of County Commissioners. In addition to general government activities, the governing body also operates an Electric, Water, Wastewater, and Sanitation Utility Operation.

LOCAL ECONOMY

The City of Bushnell is the County Seat of Sumter County. It also contains, within its boundaries, Bushnell Elementary and South Sumter High School. The County Courthouse, as well as the schools, brings a diverse group of consumers into the Bushnell area. While Bushnell's municipal limits are 10.5 square miles, our consumer service area is much greater.

The City of Bushnell is one of the smallest Electric utility providers in the State of Florida. The City also provides Water, Wastewater, and Sanitation services to consumers within the municipal limits, as well as select areas outside our municipal boundaries. The Wastewater Utility continues to encourage commercial growth, which has, in turn, created employment opportunities within the area.

Major industries located within the government's boundaries include manufacturers of air conditioning vents and metal components, go cart-racing motors, and storage buildings. The City also permits a Class 1 landfill within the city limits.

Due to its central location within the state, Bushnell has access to all major cities via Interstate 75, Highway 301, and the Florida Turnpike, thus making it easy to commute to Tampa, Orlando, Ocala, and Gainesville.

BUDGET INFORMATION

Each year during the month of May, City staff begins the process of reviewing current expenditures and revenues to begin the annual budget process. After all current revenues and expenses are reviewed, staff uses the current information to formulate the next budget year's projections. Once the projections are complete, the City Council holds a workshop to discuss matters relating to the upcoming Master Budget and Five-Year Capital Improvement Plan. After the completion of the workshop, City staff makes any necessary adjustments to the Master Budget and the Five-Year Capital Improvement Plan that is then presented for the First and Final Budget Hearings in September.

Budgetary controls have been established to address off-budget expenditures. Budgetary controls are maintained at the fund level within cost center, grant, or project appropriations. Budget to actual comparisons demonstrate how the actual revenues and expenditures compare to both the original and final revised budgets. It is each department head's responsibility to direct the purchasing process within his/her department in accordance with the requirements of the general budget. Should a necessary expenditure arise following initial approval of the annual budget, the department head shall request a budget amendment to the City Council. The City Council must amend the approved budget before the expenditure occurs.

CURRENT YEAR PROJECTS

During the Fiscal Year 2023, the City of Bushnell completed several projects to help improve the services provided to our citizens. The following information highlights these projects:

Road Improvements

The following road improvements were completed in Fiscal Year 2023:

- Construction and paving of Rosewood Street.
- Various intersection and sidewalk improvements.

Parks and Recreation

The following park improvements were completed in Fiscal Year 2023:

- Addition of Musco lighting at the Kenny Dixon Sports Complex basketball courts.
- Update of lighting around Kenny Dixon Sports Complex to LED lights.

Utility Projects

The following Water Utility project was completed in Fiscal Year 2023:

- Sumterville Water Plant water quality improvements project.

The following Wastewater Utility projects were completed in Fiscal Year 2023:

- Upgrade of lift station instrumentation and electronics.
- Access road to the wastewater force main located along US 301 completed.

The following Electric Utility projects were completed in Fiscal Year 2023:

- Addition of street lighting along West CR 48.

Community Events

This year, the City was able to continue its marquee event: the annual Bushnell Fall Festival. The 2023 Bushnell Fall Festival and Parade saw upwards of 10,000 attendees. Those in attendance enjoyed various vendors, food trucks, a kiddie zone with bounce houses and inflatables, a street dance, live entertainment, and a firework show. The City also hosted a Santa in the Park event and co-hosted numerous other events for the community's enjoyment.

MAJOR INITIATIVES/FUTURE PROJECTS

Road Improvements

The City is scheduled to make the following road improvements in Fiscal Year 2024:

- Overlay paving of Lowery Street.

Parks and Recreation

The following park improvements are scheduled for Fiscal Year 2024:

- Bushnell Downtown Park: Addition of trees, landscaping and additional sculptures.
- Engineering and construction of a splash pad at the Kenny Dixon Sports Complex funded with a FRDAP grant and general revenue funds.
- Restroom remodel at Kenny Dixon Sports Complex.
- Various park improvements at Kenny Dixon Sports Complex funded through a FRDAP grant.
- Various park improvements at Dr. Martin Luther King, Jr. Park funded through a FRDAP grant.

Utility Projects

The following Water utility projects are scheduled to be completed in Fiscal Year 2024:

- Various upgrades at Water Plant 1, including: reroof of the building and replacement of chemical feed equipment, high service pumps, the generator and fuel tank.
- Various upgrades at Water Plant 2, including: replacement of generator, well pumps, high service pump, and chemical feed equipment.
- Various upgrades at the Sumterville Water Plant, including: replacement of pumps and fire flow pumps.
- Improvements to the overall distribution system, including: connecting the Bushnell and Sumterville water systems, eliminating dead ends, performing a lead and copper water line inventory, GIS mapping, hydraulic modeling, commercial water meter replacement, and more.

The following Wastewater utility projects are scheduled to be completed in Fiscal Year 2024:

- Wastewater Treatment Plant Improvements, including: sequencing batch reactor repair, engineering of a new Wastewater Treatment Plant, and initial construction of the new plant.

- Improvements to the overall collection system, including: hydraulic modeling and lift station upgrades.

The following Electric utility projects are scheduled to be completed in Fiscal Year 2024:

- Upgrade of the Electric System GIS maps.
- Rebuild W Dade infrastructure to utilize Feeder 2.

OTHER INFORMATION

Independent Audit:

State Statute requires an annual audit by independent certified public accountants. The accounting firm of Purvis, Gray, and Company, LLP was selected by the City of Bushnell to complete this year's audit. The auditors' report on the basic financial statements, and combining and individual fund statements and schedules, are included in the financial section of the report.

Awards:

Building Strong Communities Award: At its annual Energy Connections Conference and Trade Show in Orlando, the Florida Municipal Electric Association presented the City of Bushnell with a "Building Strong Communities" award for its effort to provide the community with extra services and programs that go above and beyond what is normally "supplied."

Tree City USA: The Tree City USA award was first presented to the City of Bushnell in 1994. The City has continued to receive this award each subsequent year. This award requires an annual Arbor Day Celebration, the planting of trees, the implementation of a tree preservation policy, and an annual application documenting the levels of expenditure for maintenance of the program.

Certificate of Excellence in Financial Reporting: The Government Finance Officers Association of the United States and Canada (GFOA) awarded a Certificate of Achievement for Excellence in Financial Reporting to the City of Bushnell for its Comprehensive Annual Financial Report for the fiscal year ending September 30, 2022. This was the twenty-first consecutive year the government has achieved this prestigious award. In order to be awarded a Certificate of Achievement, a government must publish an easily readable and efficiently organized Comprehensive Annual Financial Report. This report must satisfy both generally accepted accounting principles and applicable legal requirements.

A Certificate of Achievement is valid for a period of one year only. We believe that our current Comprehensive Annual Financial Report continues to meet the Certificate of Achievement Program's requirements and we are submitting it to the GFOA to determine its eligibility for another certificate.

Acknowledgments:

The preparation of the comprehensive annual financial report on a timely basis was made possible by the dedicated service of the entire staff of the Administrative Department. Each member of the department has our sincere appreciation for the contributions made in the preparation of this report. We would also like to thank the Mayor and the City Council for their interest and support in planning and conducting the financial operations of the City in a responsible and progressive manner.

Sincerely,

Shelley Ragan

Shelley Ragan,
Finance Director



CITY OF BUSHNELL, FL
117 E. Joe P. Strickland, Jr. Avenue, PO Box 115
Bushnell, FL 33513
Phone: (352) 793-2591 Fax: (352) 793-2711

City of Bushnell

ELECTED OFFICIALS

Seat 1 Mayor	Jessie Simmons Jr.	2023-2026
Seat 2 Councilwoman	Marge Thies	2021-2024
Seat 3 Councilman	Lance Lowery	2023-2026
Seat 4 Councilman	Dale Swain	2021-2024
Seat 5 Vice-Mayor	Karen Davis	2023-2026
City Clerk	Christina Dixon	2021-2024

APPOINTED OFFICIALS

City Manager	Mike Eastburn
Public Works Director	Mike Eastburn
City Attorney	Felix Adams

FINANCIAL SECTION

INDEPENDENT AUDITOR'S REPORT

Honorable Mayor and Council Members
City of Bushnell
Bushnell, Florida

Report on the Financial Statements

Opinions

We have audited the accompanying financial statements of the governmental activities, the business-type activities, each major fund, and the aggregate remaining fund information of the City of Bushnell, Florida (the City) as of and for the year ended September 30, 2023, and the related notes to the financial statements, which collectively comprise the City's basic financial statements as listed in the table of contents.

In our opinion, the financial statements referred to above present fairly, in all material respects, the respective financial position of the governmental activities, the business-type activities, each major fund, and the aggregate remaining fund information of the City as of September 30, 2023, and the respective changes in financial position, and, where applicable, cash flows thereof, and the respective budgetary comparison for the general fund and major special revenue fund for the year then ended in accordance with accounting principles generally accepted in the United States of America.

Basis for Opinions

We conducted our audit in accordance with auditing standards generally accepted in the United States of America and the standards applicable to financial audits contained in *Government Auditing Standards*, issued by the Comptroller General of the United States. Our responsibilities under those standards are further described in the Auditor's Responsibilities for the Audit of the Financial Statements section of our report. We are required to be independent of the City and to meet our other ethical responsibilities, in accordance with the relevant ethical requirements relating to our audit. We believe that the audit evidence we have obtained is sufficient and appropriate to provide a basis for our audit opinions.

Management's Responsibility for the Financial Statements

Management is responsible for the preparation and fair presentation of the financial statements in accordance with accounting principles generally accepted in the United States of America; this includes the design, implementation, and maintenance of internal control relevant to the preparation and fair presentation of financial statements that are free from material misstatement, whether due to fraud or error.

In preparing the financial statements, management is required to evaluate whether there are conditions or events, considered in the aggregate, that raise substantial doubt about the City's ability to continue as a going concern for twelve months beyond the financial statement date, including any currently known information that may raise substantial doubt shortly thereafter.

CERTIFIED PUBLIC ACCOUNTANTS

Gainesville | Ocala | Tallahassee | Sarasota | Orlando | Tampa

purvisgray.com

Members of American and Florida Institutes of Certified Public Accountants

An Independent Member of the BDO Alliance USA

Honorable Mayor and Council Members
City of Bushnell
Bushnell, Florida

INDEPENDENT AUDITOR'S REPORT

Auditor's Responsibility

Our objectives are to obtain reasonable assurance about whether the financial statements as a whole are free from material misstatement, whether due to fraud or error, and to issue an auditor's report that includes our opinions. Reasonable assurance is a high level of assurance but is not absolute assurance and, therefore, is not a guarantee that an audit conducted in accordance with generally accepted auditing standards and *Government Auditing Standards* will always detect a material misstatement when it exists. The risk of not detecting a material misstatement resulting from fraud is higher than for one resulting from error, as fraud may involve collusion, forgery, intentional omissions, misrepresentations, or the override of internal control. Misstatements are considered material if there is a substantial likelihood that, individually or in the aggregate, they would influence the judgment made by a reasonable user based on the financial statements.

In performing an audit in accordance with generally accepted auditing standards and *Government Auditing Standards*, we:

- Exercise professional judgment and maintain professional skepticism throughout the audit.
- Identify and assess the risks of material misstatement of the financial statements, whether due to fraud or error, and design and perform audit procedures responsive to those risks. Such procedures include examining, on a test basis, evidence regarding the amounts and disclosures in the financial statements.
- Obtain an understanding of internal control relevant to the audit in order to design audit procedures that are appropriate in the circumstances, but not for the purpose of expressing an opinion on the effectiveness of the City's internal control. Accordingly, no such opinion is expressed.
- Evaluate the appropriateness of accounting policies used and the reasonableness of significant accounting estimates made by management, as well as evaluate the overall presentation of the financial statements.
- Conclude whether, in our judgment, there are conditions or events, considered in the aggregate, that raise substantial doubt about the City's ability to continue as a going concern for a reasonable period of time.

We are required to communicate with those charged with governance regarding, among other matters, the planned scope and timing of the audit, significant audit findings, and certain internal control-related matters that we identified during the audit.

Required Supplementary Information

Accounting principles generally accepted in the United States of America require that the management's discussion and analysis and the pension and other postemployment benefits information and schedules, as listed in the table of contents, be presented to supplement the basic financial statements. Such information, although not a part of the basic financial statements, is required by the Governmental Accounting Standards Board, who considers it to be an essential part of financial reporting for placing the basic financial statements in an appropriate operational, economic, or historical context. We have applied certain limited procedures to the required supplementary information in accordance with auditing standards generally accepted in the United States of America, which consisted of inquiries of management about the methods of preparing the information and comparing the information for consistency with management's responses to our inquiries, the basic financial statements, and other knowledge we obtained during our audit of the basic financial statements. We do not express an opinion or provide any assurance on the information because the limited procedures do not provide us with sufficient evidence to express an opinion or provide any assurance.

Honorable Mayor and Council Members
City of Bushnell
Bushnell, Florida

INDEPENDENT AUDITOR'S REPORT

Other Information

Management is responsible for the other information included in the annual report. The other information comprises the introductory and statistical sections but does not include the basic financial statements and our auditor's report thereon. Our opinions on the basic financial statements do not cover the other information, and we do not express an opinion or any form of assurance thereon.

In connection with our audit of the basic financial statements, our responsibility is to read the other information and consider whether a material inconsistency exists between the other information and the basic financial statements, or the other information otherwise appears to be materially misstated. If, based on the work performed, we conclude that an uncorrected material misstatement of the other information exists, we are required to describe it in our report.

Other Reporting Required by Government Auditing Standards

In accordance with *Government Auditing Standards*, we have also issued our report dated March 25, 2024, on our consideration of the City's internal control over financial reporting and our tests of its compliance with certain provisions of laws, regulations, contracts and grant agreements, and other matters. The purpose of that report is solely to describe the scope of our testing of internal control over financial reporting and compliance and the results of that testing, and not to provide an opinion on the effectiveness of the City's internal control over financial reporting or on compliance. That report is an integral part of an audit performed in accordance with *Government Auditing Standards* in considering the City's internal control over financial reporting and compliance.



March 25, 2024
Ocala, Florida

Management's Discussion and Analysis

As management of the City of Bushnell, Florida (the City) we offer readers of the City's financial statements this narrative overview and analysis of the financial activities of the City for the fiscal year ended September 30, 2023. We encourage readers to consider the information presented here in conjunction with additional information that we have furnished in our letter of transmittal, which can be found on pages iii-vi of this report. All amounts, unless otherwise indicated, are expressed in thousands of dollars.

Financial Highlights

The assets and deferred outflows of the City of Bushnell exceeded its liabilities and deferred inflows at the close of the most recent fiscal year by \$41,308,875,438. Of this amount, \$12,759,083 may be used to meet the government's ongoing obligations to citizens and creditors.

As of the close of the current fiscal year, the City of Bushnell's governmental funds reported a combined ending fund balance of \$7,370,779, an increase of \$908,188 in comparison with the prior year.

Overview of the Financial Statements

This management discussion and analysis is intended to serve as an introduction to the City of Bushnell's basic financial statements. The City's basic financial statements consist of three components: 1) government-wide financial statements, 2) fund financial statements, and 3) notes to the basic financial statements. This report also contains required supplementary information in addition to the basic financial statements themselves.

1.) Government-Wide Financial Statements

The government-wide financial statements are designed to provide a broad overview of the City of Bushnell's finances, in a manner similar to a private-sector business.

The statement of net position presents information on all of the City of Bushnell's assets and deferred outflows of resources, as well as liabilities and deferred inflows of resources, with the difference between the two reported as net position. Over time, increases or decreases in net position may serve as a useful indicator of whether the financial position of the City of Bushnell is improving or deteriorating.

The statement of activities presents information in how the government's net position changed during the most recent fiscal year. All changes in net position are reported as soon as the underlying event giving rise to the change occurs, regardless of the timing of related cash flows. Thus, revenues and expenses are reported in this statement for some items that will only result in cash flows in a future fiscal period (e.g., uncollected taxes and earned, but unused, vacation leave).

The government-wide financial statements can be found on pages 11-13.

2.) Fund Financial Statements

A fund is a grouping of related accounts that is used to maintain control over resources that have been segregated for specific activities or objectives. The City of Bushnell, like other state and local governments, uses fund accounting to ensure and demonstrate compliance with finance-related legal requirements. All of the funds of the City of Bushnell can be divided into three categories: governmental funds, proprietary funds, and fiduciary funds.

Management's Discussion and Analysis

Governmental Funds: Governmental funds are used to account for essentially the same functions reported as governmental activities in the government-wide financial statements. However, unlike the government-wide financial statements, governmental fund financial statements focus on *near-term* inflows and outflows of spendable resources, as well as on balances of spendable resources available at the end of the fiscal year. Such information may be useful in evaluating a government's *near-term* financing requirements.

Because the focus of governmental funds is narrower than that of the government-wide financial statements, it is useful to compare the information presented for governmental funds with similar information presented for governmental activities in the government-wide financial statements. By doing so, readers may better understand the long-term impact of the government's *near-term* financing decisions. Both the governmental fund balance sheet and the government fund statement of revenues, expenditures, and changes in fund balances provide a reconciliation to facilitate this comparison between governmental funds and governmental activities.

The City of Bushnell maintains two individual governmental funds. Information is presented separately in the governmental fund balance sheet and in the governmental fund statement of revenues, expenditures, and changes in fund balances for the general fund and special revenue funds.

The City of Bushnell adopts an annual appropriated budget for its general fund and special revenue funds. The budgetary comparison statements have been provided for the general fund and special revenue funds to demonstrate compliance with this budget.

The basic governmental fund financial statements can be found on pages 14-22.

Proprietary Funds: Proprietary funds are used to report the same functions presented as business-type activities in the government-wide financial statements. The City of Bushnell uses proprietary funds to account for its electric distribution operation, water services, wastewater services, and sanitation services.

Proprietary fund financial statements provide the same type of information as the government-wide financial statements, only in more detail. The proprietary fund financial statements provide separate information for the electric, water, wastewater, and sanitation services, all of which are considered to be major funds of the City of Bushnell.

The basic proprietary fund financial statements can be found on pages 23-27.

Fiduciary Funds: Fiduciary funds are used to account for resources held for the benefit of parties outside the government. Fiduciary funds are not reflected in the government-wide financial statements because the resources of those funds are not available to support the City of Bushnell's programs. The accounting used for fiduciary funds is much like that used for proprietary funds.

The basic fiduciary fund financial statements can be found of pages 28-29 of this report.

Management's Discussion and Analysis

3.) Notes to the Financial Statements

The notes provide additional information that is essential to a full understanding of the data provided in the government-wide and fund financial statements. The notes to the financial statements can be found on pages 30-57 of this report.

Other Information

In addition to the basic financial statements and accompanying notes, this report also presents certain required supplementary information concerning the City of Bushnell's progress in funding its obligation to provide pension benefits to its employees. Required supplementary information can be found on pages 58-61 of this report.

Government-Wide Financial Analysis

As noted earlier, net position may serve as a useful indicator of a government's financial position over time. In the case of the City of Bushnell, assets and deferred outflow exceeded liabilities and deferred inflows by \$41,308,875 at the close of the most recent fiscal year.

Approximately 68% of the City of Bushnell's net position reflects its investment in capital assets (e.g., land, buildings, utility plant in service, machinery, and equipment), less any related debt used to acquire those assets that is still outstanding. The City of Bushnell uses these capital assets to provide services to citizens; consequently, these assets are not available for future spending. Although the City of Bushnell's investment in its capital assets is reported net of related debt, it should be noted that the resources needed to repay this debt must be provided from future revenues, since the capital assets themselves cannot be used to liquidate these liabilities.

Management's Discussion and Analysis

CITY OF BUSHNELL'S NET POSITION

	Governmental		Business-Type Activities		Total	
	2023	2022	2023	2022	2023	2022
	Assets:					
Current and Other Assets	\$ 7,693,225	\$ 7,326,505	\$ 9,420,131	\$ 7,310,759	\$ 17,113,356	\$ 14,637,264
Capital Assets	10,553,919	9,925,826	28,758,706	27,502,368	39,312,625	37,428,194
Total Assets	18,247,144	17,252,331	38,178,837	34,813,127	56,425,981	52,065,458
Deferred Outflows	255,164	388,429	531,719	602,106	786,883	990,535
Long-Term Liabilities Outstanding	1,898,182	2,736,360	11,322,388	12,283,582	13,220,570	15,019,942
Other Liabilities	158,824	643,053	2,162,072	2,226,567	2,320,896	2,869,620
Total Liabilities	2,057,006	3,379,413	13,484,460	14,510,149	15,541,466	17,889,562
Deferred Inflows	266,511	408,843	96,012	151,689	362,523	560,532
Net Position:						
Net Investment in Capital Assets	9,527,219	8,744,715	18,489,893	16,573,929	28,017,112	25,318,644
Restricted	470,044	404,920	62,636	78,295	532,680	483,215
Unrestricted	6,181,528	4,702,869	6,577,555	4,101,171	12,759,083	8,804,040
Total Net Position	\$ 16,178,791	\$ 13,852,504	\$ 25,130,084	\$ 20,753,395	\$ 41,308,875	\$ 34,605,899

CITY OF BUSHNELL'S CHANGES IN NET POSITION

	Governmental		Business-Type Activities		Total	
	2023	2022	2023	2022	2023	2022
	Revenues:					
Program Revenues:						
Charges for Services	\$ 2,289,095	\$ 2,287,233	\$ 10,756,783	\$ 10,744,086	\$ 13,045,878	\$ 13,031,319
Capital Grants and Contributions	-	322,968	2,705,765	1,896,933	2,705,765	2,219,901
Operating Grants and Contributions	8,087	768	5,381	-	13,468	768
General Revenues:						
Property Taxes	658,624	615,944	-	-	658,624	615,944
Other Taxes	1,510,194	1,170,971	-	-	1,510,194	1,170,971
Other Revenues	758,149	532,066	405,135	4,105	1,163,284	536,171
Total Revenues	5,224,149	4,929,950	13,873,064	12,645,124	19,097,213	17,575,074
Program Expenses:						
General Government	655,441	860,080	-	-	655,441	860,080
Public Safety	846,021	1,030,640	-	-	846,021	1,030,640
Physical Environment	22,441	28,834	-	-	22,441	28,834
Transportation	392,375	618,540	-	-	392,375	618,540
Culture and Recreation	494,388	397,771	-	-	494,388	397,771
Interest on Long-Term Debt	67,196	75,893	-	-	67,196	75,893
Electric Utility	-	-	7,205,367	7,837,104	7,205,367	7,837,104
Water Utility	-	-	929,352	773,466	929,352	773,466
Sanitation	-	-	672,688	642,966	672,688	642,966
Wastewater Utility	-	-	1,108,968	1,278,709	1,108,968	1,278,709
Total Expenses	2,477,862	3,011,758	9,916,375	10,532,245	12,394,237	13,544,003
Excess (Deficiency) Before Transfers and Capital Contributions	2,746,287	1,918,192	3,956,689	2,112,879	6,702,976	4,031,071
Transfers	(420,000)	(350,000)	420,000	350,000	-	-
Total Transfers and Capital Contributions	(420,000)	(350,000)	420,000	350,000	-	-
Increase (Decrease) in Net Position	2,326,287	1,568,192	4,376,689	2,462,879	6,702,976	4,031,071
Net Position, Beginning	13,852,504	12,284,312	20,753,395	18,290,516	34,605,899	30,574,828
Net Position, Ending	\$ 16,178,791	\$ 13,852,504	\$ 25,130,084	\$ 20,753,395	\$ 41,308,875	\$ 34,605,899

Management's Discussion and Analysis

An additional portion of the City of Bushnell's net position, 2%, represents resources that are subject to external restrictions on how they may be used. The remaining balance of unrestricted net position, \$12,759,083, may be used to meet the government's ongoing obligations to citizens and creditors.

At the end of the current fiscal year, the City of Bushnell is able to report positive balances in two categories of net position, both for the government as a whole, as well as for its governmental activities.

The government's net position increased by \$6,702,976 during the current fiscal year.

The increase in net position is partially attributed to the net improvement in revenues over expenses in the governmental funds and electric, water, and sanitation utility funds.

Governmental Activities: Both the general fund and the special revenue - cemetery fund are considered major governmental funds. Governmental activities increased the City of Bushnell's net position by \$2,326,287. During the fiscal year, the City received 8% more revenues from the State of Florida than it did in the previous year. The Cemetery Fund also saw an increase of almost 9% due to an increase of interest revenues received from investments.

Business-Type Activities: The City of Bushnell considered all four of the business-type activities - electric, water, wastewater, and sanitation major funds. Business-type activities increased the City of Bushnell's net position by \$4,376,689. The Water, Wastewater and Sanitation funds saw an increase to their customer base throughout the fiscal year. Due to the increase in customers, the charges for services increased across all funds. The City also adopted increased rates of approximately 12% for the Sanitation customer, which accounts for a portion of the increase to the Sanitation Fund revenues.

Financial Analysis of the Government's Funds

As noted earlier, the City of Bushnell uses fund accounting to ensure and demonstrate compliance with finance-related legal requirements.

Governmental Funds: The focus of the City of Bushnell's governmental funds is to provide information on *near-term* inflows, outflows, and balances of spendable resources. Such information is useful in assessing the City of Bushnell's financing requirements. In particular, unreserved fund balance may serve as a useful measure of a government's net resources available for spending at the end of the fiscal year.

As of the end of the current fiscal year, the City of Bushnell's governmental funds reported combined ending fund balances of \$7,370,779, an increase of \$908,188 in comparison with the prior year. 6% of the fund balance is restricted for perpetual care for the cemetery. Approximately 18% is assigned for the Community Trust Fund related to the landfill revenues. The remaining 76% is considered unassigned and available to meet the City of Bushnell's obligations.

The general fund is the chief operating fund of the City of Bushnell. At the end of the current fiscal year, fund balance of the general fund reached \$6,900,735. As a measure of the general fund's liquidity, it may be useful to compare the total fund balance to total fund expenditures.

Management's Discussion and Analysis

The fund balance of the City of Bushnell's general fund increased by \$843,064 during the current fiscal year. A few key factors in this increase is as follows:

- Property Tax revenues increased due to annexations and construction throughout the fiscal year. The City received an additional 6% of Property Tax over revenues from the prior year.
- Franchise Fee revenues increased due to growth and construction inside the City's municipal boundaries.
- Increases in the City's population and surrounding areas allowed for increased tax revenues allocated by the State of Florida.

Proprietary Funds: The City of Bushnell's proprietary funds provide the same type of information found in the government-wide financial statements, but in more detail.

Unrestricted net position of the electric, water, wastewater, and sanitation funds at the end of the year amount to \$6,577,555. Other factors concerning the finances of these funds have already been addressed in the discussion of the City of Bushnell's business-type activities.

Governmental Funds Budgetary Information

Differences between the original budget and the final amended budget are briefly summarized as follows:

- The City of Bushnell received more land development proceeds than anticipated.
- The City of Bushnell received more revenues from the Fall Festival than anticipated.
- The City of Bushnell received more electric franchise taxes and utility taxes than originally projected.
- The City of Bushnell received more investment income than originally projected.
- The City of Bushnell received less revenues from fines and forfeitures than it has in past years.

Capital Asset and Debt Administration

Capital Assets: The City of Bushnell's investment in capital assets for its governmental and business type activities as of September 30, 2023, amount to \$39,312,625 (net of accumulated depreciation). This investment in capital assets includes land, buildings and system, improvements, and machinery and equipment.

Capital asset events during the current fiscal year included the following:

- The completion of the paving project portion of the CDBG grant that paved West Street from Seminole Avenue to Central Avenue.
- The completion of the widening and paving of West Street from Central Avenue to Belt Avenue.
- The completion of upgrading of Lift Station #6 as part of the CDBG grant.
- The completion of a road to provide access to the City's wastewater force main along US Highway 301.
- The construction and paving of Rosewood Street.
- The completion of the upgrade of the electric panels, air conditioning unit, and the SCADA system at Water Plant #1.

Additional information on capital assets can be located on page 41 within the notes to the financial statements.

Management's Discussion and Analysis

Long-Term Debt: The City of Bushnell's total debt decreased by a net of \$2,071,959 during the current fiscal year. The only new debt incurred during the year was the completion of two State Revolving Loans, one for water and one for wastewater. Additional information on long-term debt can be located on page 42, within the notes of the financial statements.

Economic Factors and Next Year's Budgets and Rates

Economic Factors: The City of Bushnell is the County Seat of Sumter County, reported by the University of Florida, Bureau of Economic and Business research as "The second fastest growing County in 2009". Situated just 50 miles north of Tampa and 50 miles west of Orlando, the City of Bushnell is strategically located between Interstate 75 and the Florida Turnpike. Our location provides easy transportation access to both of these metropolitan areas.

Easily accessible from many areas and being the County Seat in an ever-growing Sumter County makes the City of Bushnell's market area much larger than its corporate limits. Independent market studies suggest that the population within the market area affected by the City of Bushnell could exceed 70,000 people. In addition to this significant number, traffic studies conducted by the Sumter County Road and Bridge Department indicate average daily traffic counts of 20,000 cars on West Belt Avenue. These statistics are mentioned only to illustrate the much larger market and social forces affecting this small community on a daily basis. Within the utility service area, which comprises mostly the incorporated city limits and some small areas in the unincorporated Sumter County, the City of Bushnell services a total 2,966 of metered customers, of which 904 are commercial customers. The City of Bushnell exhibits steady growth in its commercial sector. The SR 48 and I-75 interchange still has a number of commercial undeveloped parcels of varying size; these parcels have available utility services to them making them attractive for further commercial development.

Next Fiscal Year Budget and Rates: For fiscal year 2023-2024, the Council of the City of Bushnell adopted a tax increase on ad valorem taxes. In July of 2023, the City Council voted to increase both water and wastewater rates by 20% after completing a rate study with the assistance of the Florida Rural Water Association. The City of Bushnell intends to continue to monitor all revenue streams to ensure sufficiency in meeting expenditures, and for establishment and funding of capital reserve accounts.

Requests for Information

This financial report is designed to provide a general overview of the City of Bushnell's finances for all those with an interest in the government's finances. Questions concerning any of the information provided in this report or requests for additional financial information should be addressed to the Office of the Finance Director, P. O. Box 115, Bushnell, Florida 33513.

BASIC FINANCIAL STATEMENTS

CITY OF BUSHNELL, FLORIDA
STATEMENT OF NET POSITION
SEPTEMBER 30, 2023

	<u>Governmental Activities</u>	<u>Business- Type Activities</u>	<u>Total</u>
Assets			
Cash and Cash Equivalents - Unrestricted	\$ 6,857,058	\$ 5,960,416	\$ 12,817,474
Cash and Cash Equivalents - Restricted	-	914,264	914,264
Cash with Fiscal Agent	-	81,786	81,786
Accounts Receivables, Net	578,545	1,608,305	2,186,850
Due from Other Governments	92,694	5,708	98,402
Inventory	-	604,215	604,215
Accounts Receivable - CRC	-	245,437	245,437
Lease Receivable	164,928	-	164,928
Capital Assets Not Being Depreciated:			
Land	1,141,034	708,188	1,849,222
Construction in Process	14,868	545,623	560,491
Capital Assets - Depreciated, Net	9,398,017	27,504,895	36,902,912
Total Assets	<u>18,247,144</u>	<u>38,178,837</u>	<u>56,425,981</u>
Deferred Outflows of Resources			
Deferred Outflows - OPEB	19,501	16,974	36,475
Deferred Outflows - Pension	235,663	514,745	750,408
Total Deferred Outflows of Resources	<u>255,164</u>	<u>531,719</u>	<u>786,883</u>
Liabilities			
Accounts Payable	92,248	671,935	764,183
Accrued Liabilities	22,695	40,681	63,376
Due to Other Governments	15,291	44,302	59,593
Power Cost Adjustment Liability	-	319,021	319,021
Accrued Interest Payable	-	77,516	77,516
Deposits	28,590	835,969	864,559
Unearned Revenues - ARPA	-	172,648	172,648
Non-Current Liabilities:			
Due Within One Year	185,486	831,664	1,017,150
Due in More Than One Year	1,712,696	10,490,724	12,203,420
Total Liabilities	<u>2,057,006</u>	<u>13,484,460</u>	<u>15,541,466</u>
Deferred Inflows of Resources			
Deferred Inflows - Pension	102,889	96,012	198,901
Deferred Inflows - Leases	163,622	-	163,622
Total Deferred Inflows of Resources	<u>266,511</u>	<u>96,012</u>	<u>362,523</u>
Net Position			
Net Investment in Capital Assets	9,527,219	18,489,893	28,017,112
Restricted for:			
Perpetual Care	470,044	-	470,044
Debt Service	-	62,636	62,636
Unrestricted	6,181,528	6,577,555	12,759,083
Total Net Position	<u>\$ 16,178,791</u>	<u>\$ 25,130,084</u>	<u>\$ 41,308,875</u>

See accompanying notes.

**CITY OF BUSHNELL, FLORIDA
STATEMENT OF ACTIVITIES
FOR THE YEAR ENDED SEPTEMBER 30, 2023**

Functions/Programs	Expenses	Program Revenues		
		Charges for Services	Operating Grants and Contributions	Capital Grants and Contributions
Governmental Activities				
General Government	\$ 655,441	\$ 2,210,363	\$ 1,380	\$ -
Public Safety	846,021	11,197	-	-
Physical Environment	22,441	14,560	6,707	-
Transportation	392,375	-	-	-
Culture and Recreation	494,388	52,975	-	-
Interest on Long-Term Debt	67,196	-	-	-
Total Governmental Activities	<u>2,477,862</u>	<u>2,289,095</u>	<u>8,087</u>	<u>-</u>
Business-Type Activities				
Electric Utility	7,205,367	7,735,051	2,286	80,793
Water Utility	929,352	978,498	1,986	1,041,891
Sanitation	672,688	805,565	851	-
Wastewater Utility	1,108,968	1,237,669	258	1,583,081
Total Business-Type Activities	<u>9,916,375</u>	<u>10,756,783</u>	<u>5,381</u>	<u>2,705,765</u>
Total Business-Type and Governmental Activities	<u>\$ 12,394,237</u>	<u>\$ 13,045,878</u>	<u>\$ 13,468</u>	<u>\$ 2,705,765</u>

General Revenues and Transfers

General Revenues:

- Property Taxes
- Franchise Fees
- Public Service Taxes
- Other Taxes
- State-Shared Revenues (Unrestricted)
- Sale of Territory Rights
- Investment Earnings (Losses)
- Miscellaneous Revenues
- Transfers In (Out)

Total General Revenues and Transfers

Change in Net Position

Net Position, Beginning of Year

Net Position, End of Year

See accompanying notes.

Net (Expense) Revenue and Change in Net Assets

Primary Government

Governmental Activities	Business-Type Activities	Total
\$ 1,556,302	\$ -	\$ 1,556,302
(834,824)	-	(834,824)
(1,174)	-	(1,174)
(392,375)	-	(392,375)
(441,413)	-	(441,413)
(67,196)	-	(67,196)
<u>(180,680)</u>	<u>-</u>	<u>(180,680)</u>
-	612,763	612,763
-	1,093,023	1,093,023
-	133,728	133,728
-	1,712,040	1,712,040
-	<u>3,551,554</u>	<u>3,551,554</u>
<u>(180,680)</u>	<u>3,551,554</u>	<u>3,370,874</u>
658,624	-	658,624
697,152	-	697,152
225,306	-	225,306
587,736	-	587,736
607,914	-	607,914
-	357,034	357,034
52,568	48,101	100,669
97,667	-	97,667
(420,000)	420,000	-
<u>2,506,967</u>	<u>825,135</u>	<u>3,332,102</u>
2,326,287	4,376,689	6,702,976
<u>13,852,504</u>	<u>20,753,395</u>	<u>34,605,899</u>
<u>\$ 16,178,791</u>	<u>\$ 25,130,084</u>	<u>\$ 41,308,875</u>

See accompanying notes.

**CITY OF BUSHNELL, FLORIDA
BALANCE SHEET
ALL GOVERNMENTAL FUNDS
SEPTEMBER 30, 2023**

	Major Funds		
	General Fund	Cemetery Fund	Total Governmental Funds
Assets			
Cash and Cash Equivalents	\$ 6,367,399	\$ 489,659	\$ 6,857,058
Accounts Receivable	578,545	-	578,545
Lease Receivable	164,928	-	164,928
Due from Other Governments	92,694	-	92,694
Total Assets	<u>7,203,566</u>	<u>489,659</u>	<u>7,693,225</u>
Liabilities and Fund Balances			
Liabilities			
Accounts Payable	90,733	1,515	92,248
Due to Other Governments	15,291	-	15,291
Other Accrued Liabilities	22,695	-	22,695
Deposits	10,490	18,100	28,590
Total Liabilities	<u>139,209</u>	<u>19,615</u>	<u>158,824</u>
Deferred Inflow of Resources			
Deferred Inflows - Leases	163,622	-	163,622
Total Deferred Inflow of Resources	<u>163,622</u>	<u>-</u>	<u>163,622</u>
Fund Balances			
Restricted	-	470,044	470,044
Assigned - Community Trust Fund	1,358,619	-	1,358,619
Unassigned	5,542,116	-	5,542,116
Total Fund Balances	<u>6,900,735</u>	<u>470,044</u>	<u>7,370,779</u>
Total Liabilities, Deferred Inflows, and Fund Balances	<u>\$ 7,203,566</u>	<u>\$ 489,659</u>	<u>\$ 7,693,225</u>

See accompanying notes.

**CITY OF BUSHNELL, FLORIDA
RECONCILIATION OF THE BALANCE SHEET OF GOVERNMENTAL FUNDS
TO THE STATEMENT OF NET POSITION
AS OF SEPTEMBER 30, 2023**

Total Fund Balances of Governmental Funds \$ 7,370,779

**Amounts Reported for Governmental Activities in the Statement
of Net Position are Different Because:**

Capital assets used in governmental activities are not financial resources and, therefore, are not reported in the funds. The cost of the assets is \$16,090,582 and the accumulated depreciation is (\$5,536,663). 10,553,919

Deferred Inflows relating to pensions and other postemployment benefits represent future acquisition of net position that is not reported in the funds.

Pension Related (102,889)

Deferred Outflows and Inflows for pensions and other postemployment benefits are amounts that are not financial resources reported in the funds.

OPEB Related 19,501
Pension Related 235,663

Long-term liabilities are not due and payable in the current period and, accordingly, are not reported as fund liabilities. Interest on long-term debt is not accrued in governmental funds but rather is recognized as an expenditure when due. All liabilities, both current and long-term, are reported in the statement of net position. Long-term liabilities at year-end consist of:

Net Pension Liability (222,129)
Notes Payable (1,026,699)
Compensated Absences (109,948)
OPEB Obligation (539,406)

Total Net Position of Governmental Activities \$ 16,178,791

See accompanying notes.

CITY OF BUSHNELL, FLORIDA
STATEMENT OF REVENUES, EXPENDITURES, AND CHANGES IN FUND BALANCES
ALL GOVERNMENTAL FUNDS
FOR THE YEAR ENDED SEPTEMBER 30, 2023

	Major Funds		
	General Fund	Cemetery Fund	Total Governmental Funds
Revenues			
Taxes:			
Property	\$ 658,624	\$ -	\$ 658,624
Half-Cent Sales	587,736	-	587,736
Franchise	922,458	-	922,458
Licenses and Permits	121,370	-	121,370
Intergovernmental Revenues	616,001	-	616,001
Charges for Service	54,126	14,560	68,686
Fines and Forfeitures	11,197	-	11,197
Landfill Surcharge	2,088,993	-	2,088,993
Leases and Rentals	35,731	-	35,731
Investment Earnings	41,945	10,623	52,568
Miscellaneous Revenues	2,377	-	2,377
Total Revenues	<u>5,140,558</u>	<u>25,183</u>	<u>5,165,741</u>
Expenditures			
Current:			
General Government	768,486	-	768,486
Public Safety	1,131,327	-	1,131,327
Physical Environment	-	20,059	20,059
Transportation	323,940	-	323,940
Culture and Recreation	407,712	-	407,712
Capital Outlay	1,022,828	-	1,022,828
Debt Service:			
Principal	154,412	-	154,412
Interest	67,196	-	67,196
(Total Expenditures)	<u>(3,875,901)</u>	<u>(20,059)</u>	<u>(3,895,960)</u>
Excess (Deficiency) of Revenues Over (Under) Expenditures	<u>1,264,657</u>	<u>5,124</u>	<u>1,269,781</u>
Other Financing Sources (Uses)			
Proceeds from Sale of Easements	58,407	-	58,407
Transfers In	-	60,000	60,000
Transfers Out	(480,000)	-	(480,000)
Total Other Financing Sources (Uses)	<u>(421,593)</u>	<u>60,000</u>	<u>(361,593)</u>
Net Change in Fund Balances	843,064	65,124	908,188
Fund Balance, Beginning of Year	<u>6,057,671</u>	<u>404,920</u>	<u>6,462,591</u>
Fund Balance, End of Year	<u>\$ 6,900,735</u>	<u>\$ 470,044</u>	<u>\$ 7,370,779</u>

See accompanying notes.

**CITY OF BUSHNELL, FLORIDA
RECONCILIATION OF THE STATEMENT OF REVENUES, EXPENDITURES,
AND CHANGES IN FUND BALANCES OF GOVERNMENTAL FUNDS
TO THE STATEMENT OF ACTIVITIES
FOR THE YEAR ENDED SEPTEMBER 30, 2023**

Net Change in Fund Balances - Total Governmental Funds \$ 908,188

Amounts Reported for Governmental Activities in the Statement of Activities are Different Because:

Governmental funds report capital purchases as expenditures. However, in the statement of activities, the cost of those assets is depreciated over their estimated useful lives and reported as depreciation expense. This reconciling item is the amount of depreciation expense of (\$394,736) and net capital additions of \$1,022,828. 628,092

The issuance of long-term debt (e.g., bonds, leases) provides current financial resources to governmental funds, while the repayment of the principal of long-term debt consumes the current financial resources of governmental funds.

The following principal repayments of long-term debt occurred during the year:

Principal Repayments:
Note Payable 154,412

Change in deferred inflows and outflows of resources:

Pension Related (36,150)
OPEB Related (12,021)

Some expenses reported in the statement of activities do not require the use of current financial resources and are not reported as expenditures in governmental funds:

Compensated Absences 2,294
OPEB Obligation 695,080
Net Pension Liability (13,608)

Change in Net Position of Governmental Activities \$ 2,326,287

See accompanying notes.

CITY OF BUSHNELL, FLORIDA
STATEMENT OF REVENUES, EXPENDITURES, AND CHANGES IN FUND BALANCE
BUDGET AND ACTUAL
MAJOR FUND - GENERAL FUND
FOR THE YEAR ENDED SEPTEMBER 30, 2023

	<u>Original Budget</u>	<u>Final Budget</u>	<u>Actual</u>	<u>Variance With Final Budget</u>
Revenues				
Taxes				
Ad Valorem	\$ 666,109	\$ 666,109	\$ 658,624	\$ (7,485)
Local Government Infrastructure Surtax	454,425	593,185	587,736	(5,449)
Franchise Tax:				
Electric	5,837	21,911	21,911	-
Utility Tax:				
Communication	112,736	138,985	138,985	-
Gas	41,249	61,017	63,114	2,097
Electric	7,124	23,207	23,207	-
City Utility Tax	438,405	659,365	675,241	15,876
Total Taxes	<u>1,725,885</u>	<u>2,163,779</u>	<u>2,168,818</u>	<u>5,039</u>
Licenses and Permits				
City Building Permits	76,594	121,369	121,370	1
Total Licenses and Permits	<u>76,594</u>	<u>121,369</u>	<u>121,370</u>	<u>1</u>
Intergovernmental Revenue				
FEMA Grant Proceeds	-	-	1,380	1,380
CDBG Grant Proceeds	-	6,707	6,707	-
FRDAP Grant Proceeds	200,000	-	-	-
DOT Highway Lighting and Maintenance	11,461	11,461	11,461	-
Safety Grant Proceeds	1,500	1,500	-	(1,500)
State Revenue Sharing	130,432	157,420	157,420	-
Alcohol Beverage License Distribution	3,529	3,529	3,839	310
Mobile Home Licenses	6,795	7,950	7,950	-
Sumter County Gas Tax	109,083	114,773	116,765	1,992
Half-Cent Sales Tax	235,303	311,486	310,479	(1,007)
Total Intergovernmental Revenue	<u>698,103</u>	<u>614,826</u>	<u>616,001</u>	<u>1,175</u>

See accompanying notes.

CITY OF BUSHNELL, FLORIDA
STATEMENT OF REVENUES, EXPENDITURES, AND CHANGES IN FUND BALANCE
BUDGET AND ACTUAL
MAJOR FUND - GENERAL FUND
FOR THE YEAR ENDED SEPTEMBER 30, 2023
(Continued)

	<u>Original Budget</u>	<u>Final Budget</u>	<u>Actual</u>	<u>Variance With Final Budget</u>
Revenues (Concluded)				
Charges for Services				
League Fees	\$ 5,995	\$ 5,995	\$ 6,605	\$ 610
Fall Festival	24,287	44,570	47,521	2,951
Total Charges for Services	<u>30,282</u>	<u>50,565</u>	<u>54,126</u>	<u>3,561</u>
Fines and Forfeitures				
Fines and Forfeitures	14,441	10,450	11,197	747
Police Education	933	933	-	(933)
Total Fines and Forfeitures	<u>15,374</u>	<u>11,383</u>	<u>11,197</u>	<u>(186)</u>
Miscellaneous Revenue				
Rent - Community Building	8,400	8,400	8,260	(140)
Lease Revenue - Tower Space	40,000	28,570	27,471	(1,099)
Investment Income	907	39,898	41,945	2,047
Landfill Surcharge	2,147,426	2,147,426	2,088,993	(58,433)
Miscellaneous	1,023	1,023	2,377	1,354
Total Miscellaneous Revenue	<u>2,197,756</u>	<u>2,225,317</u>	<u>2,169,046</u>	<u>(56,271)</u>
Total Revenues	<u>4,743,994</u>	<u>5,187,239</u>	<u>5,140,558</u>	<u>(46,681)</u>
Expenditures				
General Government				
Legislative:				
Personnel Services	25,892	21,060	20,913	147
Operating Expenses	3,062	3,497	3,379	118
Aid to Private Organization	4,000	1,900	1,900	-
Total Legislative	<u>32,954</u>	<u>26,457</u>	<u>26,192</u>	<u>265</u>
Finance and Administrative:				
Personnel Services	507,904	475,910	472,701	3,209
Operating Expenses	239,559	248,187	245,546	2,641
Capital Outlay	7,375	4,553	4,553	-
Total Finance and Administrative	<u>754,838</u>	<u>728,650</u>	<u>722,800</u>	<u>5,850</u>
Legal Counsel:				
Operating Expenses	24,129	24,129	24,129	-
Total General Government	<u>811,921</u>	<u>779,236</u>	<u>773,121</u>	<u>6,115</u>

See accompanying notes.

CITY OF BUSHNELL, FLORIDA
STATEMENT OF REVENUES, EXPENDITURES, AND CHANGES IN FUND BALANCE
BUDGET AND ACTUAL
MAJOR FUND - GENERAL FUND
FOR THE YEAR ENDED SEPTEMBER 30, 2023
(Continued)

	<u>Original Budget</u>	<u>Final Budget</u>	<u>Actual</u>	<u>Variance With Final Budget</u>
Expenditures (Continued)				
Public Safety				
Law Enforcement:				
Personnel Services	\$ 1,600	\$ 1,600	\$ 1,789	\$ (189)
Operating Expenses	799,875	799,875	799,993	(118)
Total Law Enforcement	<u>801,475</u>	<u>801,475</u>	<u>801,782</u>	<u>(307)</u>
Code Compliance Department:				
Personnel Services	172,708	168,251	168,614	(363)
Operating Expenses	79,277	157,695	160,931	(3,236)
Total Code Compliance Department	<u>251,985</u>	<u>325,946</u>	<u>329,545</u>	<u>(3,599)</u>
Total Public Safety	<u>1,053,460</u>	<u>1,127,421</u>	<u>1,131,327</u>	<u>(3,906)</u>
Transportation				
Roads and Streets:				
Personnel Services	231,816	183,272	177,088	6,184
Operating Expenses	155,691	150,797	146,852	3,945
Capital Outlay	645,466	925,073	927,327	(2,254)
Total Transportation	<u>1,032,973</u>	<u>1,259,142</u>	<u>1,251,267</u>	<u>7,875</u>
Culture and Recreation				
Libraries:				
Operating Expenses	1,661	1,661	1,911	(250)
Total Libraries	<u>1,661</u>	<u>1,661</u>	<u>1,911</u>	<u>(250)</u>
Parks and Recreation:				
Personnel Services	208,543	251,617	249,402	2,215
Operating Expenses	105,126	112,800	110,862	1,938
Capital Outlay	485,000	90,865	90,865	-
Total Parks and Recreation	<u>798,669</u>	<u>455,282</u>	<u>451,129</u>	<u>4,153</u>
Special Events:				
Operating Expenses	42,779	45,989	45,538	451
Summer Youth Program:				
Personnel Services	4,306	-	-	-
Operating Expenses	11,200	-	-	-
Total Summer Youth Program	<u>15,506</u>	<u>-</u>	<u>-</u>	<u>-</u>
Total Culture and Recreation	<u>858,615</u>	<u>502,932</u>	<u>498,578</u>	<u>4,354</u>

See accompanying notes.

CITY OF BUSHNELL, FLORIDA
STATEMENT OF REVENUES, EXPENDITURES, AND CHANGES IN FUND BALANCE
BUDGET AND ACTUAL
MAJOR FUND - GENERAL FUND
FOR THE YEAR ENDED SEPTEMBER 30, 2023
(Concluded)

	<u>Original Budget</u>	<u>Final Budget</u>	<u>Actual</u>	<u>Variance With Final Budget</u>
Expenditures (Concluded)				
Debt Service				
Principal Retirement	\$ 154,414	\$ 154,414	\$ 154,412	\$ 2
Interest and Fiscal Charges	67,194	67,194	67,196	(2)
Total Debt Service	<u>221,608</u>	<u>221,608</u>	<u>221,608</u>	<u>-</u>
(Total Expenditures)	<u>(3,978,577)</u>	<u>(3,890,339)</u>	<u>(3,875,901)</u>	<u>14,438</u>
Excess (Deficiency) of Revenues Over (Under) Expenditures	<u>765,417</u>	<u>1,296,900</u>	<u>1,264,657</u>	<u>(32,243)</u>
Other Financing Sources (Uses)				
Proceeds from Sale of Capital Assets	58,407	58,407	58,407	-
Transfers Out	(60,000)	(60,000)	(60,000)	-
Transfers	(420,000)	(420,000)	(420,000)	-
Total Other Financing Sources (Uses)	<u>(421,593)</u>	<u>(421,593)</u>	<u>(421,593)</u>	<u>-</u>
Excess (Deficiency) of Revenues and Other Financing Sources Over (Under) Expenditures and Other Financing Uses	<u>343,824</u>	<u>875,307</u>	<u>843,064</u>	<u>(32,243)</u>
Fund Balance, Beginning of Year	<u>(343,824)</u>	<u>(875,307)</u>	<u>6,057,671</u>	<u>6,932,978</u>
Fund Balance, End of Year	<u>\$ -</u>	<u>\$ -</u>	<u>\$ 6,900,735</u>	<u>\$ 6,900,735</u>

See accompanying notes.

CITY OF BUSHNELL, FLORIDA
STATEMENT OF REVENUES, EXPENDITURES, AND CHANGES IN FUND BALANCE
BUDGET AND ACTUAL
MAJOR FUND - CEMETERY
FOR THE YEAR ENDED SEPTEMBER 30, 2023

	<u>Original Budget</u>	<u>Final Budget</u>	<u>Actual</u>	<u>Variance With Final Budget</u>
Revenues				
Contributions	\$ 6,272	\$ 7,060	\$ 7,060	\$ -
Sale of Cemetery Lots	7,000	7,500	7,500	-
Investment Earnings (Losses)	6,000	10,623	10,623	-
Total Revenues	<u>19,272</u>	<u>25,183</u>	<u>25,183</u>	<u>-</u>
(Expenditures - Physical Environment)	<u>(96,528)</u>	<u>(20,052)</u>	<u>(20,059)</u>	<u>(7)</u>
Excess (Deficiency) of Revenues Over (Under) Expenditures	<u>(77,256)</u>	<u>5,131</u>	<u>5,124</u>	<u>(7)</u>
Other Financing Sources (Uses)				
Transfers In	60,000	60,000	60,000	-
Total Other Financing Sources (Uses)	<u>60,000</u>	<u>60,000</u>	<u>60,000</u>	<u>-</u>
Excess (Deficiency) of Revenues and Other Financing Sources Over (Under) Expenditures and Other Financing Uses	<u>(17,256)</u>	<u>65,131</u>	<u>65,124</u>	<u>(7)</u>
Fund Balance, Beginning of Year	<u>17,256</u>	<u>(65,131)</u>	<u>404,920</u>	<u>470,051</u>
Fund Balance, End of Year	<u>\$ -</u>	<u>\$ -</u>	<u>\$ 470,044</u>	<u>\$ 470,044</u>

See accompanying notes.

CITY OF BUSHNELL, FLORIDA
STATEMENT OF NET POSITION
PROPRIETARY FUND
SEPTEMBER 30, 2023

	Business-Type Activities				Total
	Electric Utility Fund	Water Utility Fund	Sanitation Fund	Wastewater Utility Fund	
Assets					
Current Assets					
Cash and Cash Equivalents	\$ 2,737,404	\$ 1,702,708	\$ 702,758	\$ 817,546	\$ 5,960,416
Cash with Fiscal Agent	81,786	-	-	-	81,786
Restricted Cash - Customer Deposits	835,969	-	-	-	835,969
Receivables:					
Customers (Net of Allowance for Uncollectible Accounts)	1,051,722	88,906	78,397	389,280	1,608,305
Capacity Reservation Charges	-	66,937	-	178,500	245,437
Inventories, at Cost	540,969	40,676	-	22,570	604,215
Due from Other Governments	5,708	-	-	-	5,708
Total Current Assets	5,253,558	1,899,227	781,155	1,407,896	9,341,836
Non-Current Assets					
Restricted Cash:					
Debt Service - Sinking Fund	-	12,771	-	2,888	15,659
Debt Service - Reserves	-	19,436	-	43,200	62,636
Total Restricted Cash	-	32,207	-	46,088	78,295
Capital Assets:					
Land	2,300	43,340	-	662,548	708,188
Construction in Process	-	3,658	-	541,965	545,623
Utility Plant-In-Service and Buildings	12,594,359	9,853,673	-	15,062,262	37,510,294
Machinery and Equipment (Accumulated Depreciation and Amortization)	1,795,180	1,508,424	1,514,837	422,597	5,241,038
	(4,833,727)	(3,615,697)	(1,104,788)	(5,692,225)	(15,246,437)
Total Capital Assets - Cost Less Depreciation	9,558,112	7,793,398	410,049	10,997,147	28,758,706
Total Non-Current Assets	9,558,112	7,825,605	410,049	11,043,235	28,837,001
Total Assets	14,811,670	9,724,832	1,191,204	12,451,131	38,178,837
Deferred Outflow of Resources					
OPEB Related	7,264	2,715	3,646	3,349	16,974
Pension Related	278,292	52,940	105,277	78,236	514,745
Total Deferred Outflow of Resources	285,556	55,655	108,923	81,585	531,719
Total Assets and Deferred Outflow of Resources	15,097,226	9,780,487	1,300,127	12,532,716	38,710,556

See accompanying notes.

CITY OF BUSHNELL, FLORIDA
STATEMENT OF NET POSITION
PROPRIETARY FUND
SEPTEMBER 30, 2023
(Concluded)

	Business-Type Activities				Total
	Electric Utility Fund	Water Utility Fund	Sanitation Fund	Wastewater Utility Fund	
Liabilities and Net Assets					
Current Liabilities					
Accounts Payable	\$ 414,960	\$ 39,410	\$ 25,397	\$ 192,168	\$ 671,935
Accrued Expenses	15,282	10,929	7,378	7,092	40,681
Due to Other Governments	44,302	-	-	-	44,302
Power Cost Adjustment Liability	319,021	-	-	-	319,021
Compensated Absences	13,585	8,062	6,945	1,354	29,946
Current Portion of Financed Purchases, Revenues Bonds, and Notes Payable	344,568	165,456	69,249	205,471	784,744
Interest Payable	33,166	13,341	186	30,823	77,516
OPEB	6,302	2,877	3,612	4,182	16,973
Customer Deposits	835,969	-	-	-	835,969
Total Current Liabilities	2,027,155	240,075	112,767	441,090	2,821,087
Non-Current Liabilities					
Revenue Bonds Payable	6,265,360	941,088	-	1,752,872	8,959,320
Notes Payable	-	139,000	-	350,427	489,427
Financed Purchase	-	-	35,322	-	35,322
Compensated Absences	54,340	32,249	27,781	5,415	119,785
OPEB Liability	149,161	68,078	85,488	98,959	401,686
Unearned Revenues - ARPA	-	13,039	-	159,609	172,648
Net Pension Liability	262,310	49,900	99,232	73,743	485,185
Total Non-Current Liabilities	6,731,171	1,243,354	247,823	2,441,025	10,663,373
Total Liabilities	8,758,326	1,483,429	360,590	2,882,115	13,484,460
Deferred Inflow of Resources					
Pension Related	51,908	9,875	19,637	14,592	96,012
Total Deferred Inflow of Resources	51,908	9,875	19,637	14,592	96,012
Total Liabilities and Deferred Inflow of Resources	8,810,234	1,493,304	380,227	2,896,707	13,580,472
Net Position					
Net Investment in Capital Assets Restricted for Debt Service	2,948,184	6,547,854	305,478	8,688,377	18,489,893
Unrestricted	-	19,436	-	43,200	62,636
	3,338,808	1,719,893	614,422	904,432	6,577,555
Total Net Position	\$ 6,286,992	\$ 8,287,183	\$ 919,900	\$ 9,636,009	\$ 25,130,084

See accompanying notes.

CITY OF BUSHNELL, FLORIDA
STATEMENT OF REVENUES, EXPENSES, AND CHANGES IN NET POSITION
PROPRIETARY FUND
FOR THE FISCAL YEAR ENDED SEPTEMBER 30, 2023

	Business-Type Activities				Total
	Electric Utility Fund	Water Utility Fund	Sanitation Fund	Wastewater Utility Fund	
Operating Revenues					
Charges for Services	\$ 7,735,051	\$ 978,498	\$ 805,565	\$ 1,237,669	\$ 10,756,783
Grant Proceeds	2,286	1,986	851	258	5,381
Sale of Territory Rights	357,034	-	-	-	357,034
	<u>8,094,371</u>	<u>980,484</u>	<u>806,416</u>	<u>1,237,927</u>	<u>11,119,198</u>
Operating Expenses					
Purchased Power	5,444,639	-	-	-	5,444,639
Salaries and Benefits	633,403	396,519	224,074	115,253	1,369,249
Other Costs of Sales and Services	390,783	257,872	349,105	535,922	1,533,682
Depreciation	554,239	248,397	95,348	396,111	1,294,095
(Total Operating Expenses)	<u>(7,023,064)</u>	<u>(902,788)</u>	<u>(668,527)</u>	<u>(1,047,286)</u>	<u>(9,641,665)</u>
Operating Income (Loss)	<u>1,071,307</u>	<u>77,696</u>	<u>137,889</u>	<u>190,641</u>	<u>1,477,533</u>
Non-Operating Revenues (Expenses)					
Investment Income	31,399	12,192	4,510	-	48,101
Debt Service Costs	(6,100)	-	-	-	(6,100)
Interest Expense	(176,203)	(26,564)	(4,161)	(61,682)	(268,610)
Total Non-Operating Revenues (Expenses)	<u>(150,904)</u>	<u>(14,372)</u>	<u>349</u>	<u>(61,682)</u>	<u>(226,609)</u>
Income (Loss) Before Capital Contributions and Transfers	<u>920,403</u>	<u>63,324</u>	<u>138,238</u>	<u>128,959</u>	<u>1,250,924</u>
Capital Contributions and Transfers					
Capital Contribution - Cost Assistance	80,793	6,826	-	42,898	130,517
Capital Contribution - Developer	-	927,099	-	832,041	1,759,140
Capital Contribution - Grant Proceeds	-	14,694	-	484,802	499,496
Capacity Reservation Charge	-	93,272	-	223,340	316,612
Transfers In	-	20,100	-	1,662,948	1,683,048
Transfers Out	(885,100)	(377,948)	-	-	(1,263,048)
Total Capital Contributions and Transfers	<u>(804,307)</u>	<u>684,043</u>	<u>-</u>	<u>3,246,029</u>	<u>3,125,765</u>
Change in Net Position	<u>116,096</u>	<u>747,367</u>	<u>138,238</u>	<u>3,374,988</u>	<u>4,376,689</u>
Net Position, Beginning of Year	<u>6,170,896</u>	<u>7,539,816</u>	<u>781,662</u>	<u>6,261,021</u>	<u>20,753,395</u>
Net Position, End of Year	<u>\$ 6,286,992</u>	<u>\$ 8,287,183</u>	<u>\$ 919,900</u>	<u>\$ 9,636,009</u>	<u>\$ 25,130,084</u>

See accompanying notes.

CITY OF BUSHNELL, FLORIDA
STATEMENT OF CASH FLOWS
PROPRIETARY FUND
FOR THE FISCAL YEAR ENDED SEPTEMBER 30, 2023

	Business-Type Activities				Total
	Electric Utility Fund	Water Utility Fund	Sanitation Fund	Wastewater Utility Fund	
Cash Flows from Operating Activities					
Receipts from Customers	\$ 9,143,438	\$ 967,005	\$ 792,987	\$ 985,866	\$ 11,889,296
Receipts from Grants	2,286	1,986	851	258	5,381
Receipts from Territory Sale	357,034	-	-	-	357,034
Payments to Employees for Services	(763,818)	(456,185)	(260,779)	(181,560)	(1,662,342)
Payments to Suppliers	(6,089,755)	(425,798)	(355,455)	(420,145)	(7,291,153)
Net Cash Provided by (Used in) Operating Activities	2,649,185	87,008	177,604	384,419	3,298,216
Cash Flows from Non-Capital Financing Activities					
Transfers from Other Funds	-	-	-	420,000	420,000
Net Cash Provided by (Used in) Non-Capital and Related Financing Activities	-	-	-	420,000	420,000
Cash Flows from Capital and Related Financing Activities					
Acquisition and Construction of Capital Assets	(127,179)	(57,070)	(7,992)	(599,803)	(792,044)
Capital Contributions (Costs Assistance)	80,793	6,826	-	42,898	130,517
Capacity Reservation Charge	-	26,335	-	44,840	71,175
Capital Contributions - Grant Proceeds	-	753	-	397,834	398,587
Proceeds from SRF Loan	-	27,882	-	10,350	38,232
Debt Service Costs	(6,100)	-	-	-	(6,100)
Principal Paid on Capital Debt	(370,699)	(81,206)	(67,429)	(159,408)	(678,742)
Interest Paid on Capital Debt	(176,203)	(26,564)	(4,161)	(61,682)	(268,610)
Net Cash Provided by (Used in) Capital and Related Financing Activities	(599,388)	(103,044)	(79,582)	(324,971)	(1,106,985)
Cash Flows from Investing Activities					
Investment Income	31,399	12,192	4,510	-	48,101
Net Increase (Decrease) in Cash and Cash Equivalents	2,081,196	(3,844)	102,532	479,448	2,659,332
Cash and Cash Equivalents, Beginning of Year	1,573,963	1,738,759	600,226	384,186	4,297,134
Cash and Cash Equivalents, End of Year	\$ 3,655,159	\$ 1,734,915	\$ 702,758	\$ 863,634	\$ 6,956,466

See accompanying notes.

CITY OF BUSHNELL, FLORIDA
STATEMENT OF CASH FLOWS
PROPRIETARY FUND
FOR THE FISCAL YEAR ENDED SEPTEMBER 30, 2023
(Concluded)

	Business-Type Activities				Total
	Electric Utility Fund	Water Utility Fund	Sanitation Fund	Wastewater Utility Fund	
<u>Shown in the Financial Statements as</u>					
Cash and Cash Equivalents	\$ 2,737,404	\$ 1,702,708	\$ 702,758	\$ 817,546	\$ 5,960,416
Cash with Fiscal Agent	81,786	-	-	-	81,786
Restricted Cash - Debt Reserves	-	32,207	-	46,088	78,295
Restricted Cash - Customer Deposits	835,969	-	-	-	835,969
Total	<u>\$ 3,655,159</u>	<u>\$ 1,734,915</u>	<u>\$ 702,758</u>	<u>\$ 863,634</u>	<u>\$ 6,956,466</u>
<u>Reconciliation of Operating Income</u>					
<u>to Net Cash Provided by (Used in)</u>					
<u>Operating Activities</u>					
Operating Income (Loss)	\$ 1,071,307	\$ 77,696	\$ 137,889	\$ 190,641	\$ 1,477,533
Adjustments to Reconcile Operating Income to Net Cash Provided by (Used in) Operating Activities:					
Depreciation	554,239	248,397	95,348	396,111	1,294,095
Changes in Assets Decrease (Increase) and Liabilities Increase (Decrease):					
Accounts Receivable, Net	26,525	(11,493)	(12,578)	(251,803)	(249,349)
Due from Other Governments	80,240	-	-	-	80,240
Inventory	(69,444)	(3,097)	-	8,691	(63,850)
Customer Deposits	34,486	-	-	-	34,486
Accounts Payable	(267,400)	(164,829)	(7,450)	107,086	(332,593)
Accrued Expenses	(5,624)	2,710	1,100	(3,322)	(5,136)
Power Cost Adjustment	1,347,376	-	-	-	1,347,376
Due to Other Governments	2,271	-	-	-	2,271
Compensated Absences	8,688	6,722	18,081	(5,228)	28,263
OPEB Liability	(217,212)	(86,885)	(86,885)	(86,885)	(477,867)
Net Pension Items and Related Deferred Inflows and Outflows	83,733	17,787	32,099	29,128	162,747
Total Adjustments	<u>1,577,878</u>	<u>9,312</u>	<u>39,715</u>	<u>193,778</u>	<u>1,820,683</u>
Net Cash Provided by (Used in) Operating Activities	<u>\$ 2,649,185</u>	<u>\$ 87,008</u>	<u>\$ 177,604</u>	<u>\$ 384,419</u>	<u>\$ 3,298,216</u>

See accompanying notes.

**CITY OF BUSHNELL, FLORIDA
STATEMENT OF FIDUCIARY NET POSITION
PENSION TRUST FUND
SEPTEMBER 30, 2023**

Assets

Cash and Cash Equivalents	\$	96,793
Investments:		
Corporate and Foreign Bonds		208,946
U.S. Government Securities		389,464
Common Stock		2,432,072
Foreign Stock		830,466
Fixed Income		537,018
Real Estate Investment Trusts		18,285
Total Cash, Cash Equivalents, and Investments		4,513,044
Accounts Receivable		8,113
Total Assets		4,521,157
 Fiduciary Net Position		
Fiduciary Net Position Restricted for Pensions	\$	4,521,157

See accompanying notes.

CITY OF BUSHNELL, FLORIDA
STATEMENT OF CHANGES IN FIDUCIARY NET POSITION
PENSION TRUST FUND
FOR THE YEAR ENDED SEPTEMBER 30, 2023

Additions	
Contributions:	
Employer	\$ 94,150
Net Investment Income (Losses)	678,304
Total Additions	<u>772,454</u>
 Reductions	
Benefits Paid to Plan Members	99,207
Administrative Expenses	42,185
Total Reductions	<u>(141,392)</u>
 Net Increase (Decrease)	 631,062
 Fiduciary Net Position Restricted for Pensions, Beginning of Year	 <u>3,890,095</u>
 Fiduciary Net Position Restricted for Pensions, End of Year	 <u>\$ 4,521,157</u>

See accompanying notes.

**NOTES TO FINANCIAL STATEMENTS
CITY OF BUSHNELL, FLORIDA**

Note 1 - Description of Funds and Summary of Significant Accounting Policies

The financial statements of the City of Bushnell, Florida (the City) have been prepared in conformity with generally accepted accounting principles (GAAP) as applied to governmental units. The Governmental Accounting Standards Board (GASB) is the accepted standard setting body for establishing governmental accounting and financial reporting principles. Significant City accounting policies are described below:

Reporting Entity

The City is a political subdivision of the State of Florida located in Sumter County (the County). The City was established under the legal authority of the Laws of Florida, Chapter 57-105. The City operates under a council-manager form of government. The legislative branch of the City is composed of a four-member elected City Council, and an elected mayor. The Mayor and City Council are governed by the City Charter by state and local laws and regulations. The Mayor and City Council are responsible for the establishment and adoption of policy. The execution of such policy is the responsibility of the City Manager. The City provides services to its residents in many areas, including contracting with the County for public safety (police), highways and streets, utilities, sanitation, culture and recreation, public improvements, and general administrative services.

In evaluating the City as a reporting entity, management has addressed all potential component units (traditionally separate reporting entities) for which the City may or may not be financially accountable and, as such, be included within the City's financial statements. The City (the primary government) is financially accountable if it appoints a voting majority of the organization's Governing Board and: (1) it is able to impose its will on the organization, or (2) there is a potential for the organization to provide specific financial benefit to, or impose specific financial burden on, the City. Additionally, the primary government is required to consider other organizations for which the nature and significance of their relationship with the primary government are such that exclusion would cause the reporting entity's financial statements to be misleading or incomplete. Management has determined that there are no component units that the City is required to report on.

Government-Wide and Fund Financial Statements

The government-wide financial statements (i.e., the statement of net position and the statement of activities) report information on all of the non-fiduciary activities of the primary government. For the most part, the effect of interfund activity has been removed from these statements. Governmental activities, which normally are supported by taxes and intergovernmental revenues, are reported separately from business-type activities, which rely to a significant extent on fees and charges for services. The statement of activities demonstrates the degree to which the direct expenses of a given function or segment is offset by program revenues. Direct expenses are those that are clearly identifiable with a specific function or segment.

Indirect expenses are allocated automatically and certain indirect costs are included in program expenses reported for individual function and activities. Program revenues include: (1) charges to customers or applicants who purchase, use, or directly benefit from goods, services, or privileges provided by a given function or segment, and (2) grants and contributions that are restricted to meeting the operational or capital requirements of a particular function or segment. Taxes and other items not properly included among program revenues are reported instead as general revenues.

**NOTES TO FINANCIAL STATEMENTS
CITY OF BUSHNELL, FLORIDA**

Separate financial statements are provided for governmental funds, proprietary funds, and fiduciary funds. The fiduciary funds are excluded from the government-wide financial statements. Major individual governmental and enterprise funds are reported as separate columns in the fund financial statements.

Measurement Focus, Basis of Accounting, and Financial Statement Presentation

Government-Wide Financial Statements

The government-wide financial statements are reported using the economic resources measurement focus and the accrual basis of accounting, as are the proprietary fund financial statements and fiduciary fund financial statements. Revenues are recorded when earned and expenses are recorded when a liability is incurred, regardless of the timing of related cash flows. Property taxes are recognized as revenue in the year for which they are levied. Grants and similar items are recognized as revenue as soon as all eligibility requirements imposed by the provider have been met. As a general rule, the effect of interfund activity has been eliminated from the government-wide activities.

Fund Financial Statements

Governmental fund financial statements are reported using the current financial resources measurement focus and the modified accrual basis of accounting. Revenues are recognized as soon as they are both measurable and available. Revenues are considered to be available when they are collectible within the current period or soon enough thereafter to pay liabilities of the current period. For this purpose, the City considers revenues to be available if they are collected within sixty days of the end of the current fiscal period. Debt service expenditures, as well as expenditures related to compensated absences and claims and judgments, are recorded only when payment is due.

Property taxes, franchise fees, licenses, and interest associated with the current fiscal period are all considered to be susceptible to accrual and so have been recognized as revenues of the current fiscal period. All other revenue items are considered to be measurable and available only when cash is received by the City.

The City operates the following major governmental funds:

■ **Governmental Funds**

Governmental funds are used to account for all or most of a government's general activities. The City operates the following major governmental funds:

- The **General Fund**—is the City's primary operating fund. It accounts for all financial resources of the primary government, except those required to be accounted for in another fund.
- The **Evergreen Cemetery Fund**—accounts for the proceeds from sales of cemetery lots and contributions to the City's cemetery fund, which is used to maintain the cemetery. This fund is reported as a special revenue fund. Special revenue funds are used to account for and report the proceeds of specific revenue sources that are restricted or committed to expenditure for specified purposes.

■ **Proprietary Funds**

Proprietary funds are used to account for the City's ongoing activities, which are similar to those found in the private sector, where the determination of net income is necessary or useful to sound financial administration.

**NOTES TO FINANCIAL STATEMENTS
CITY OF BUSHNELL, FLORIDA**

The City reports the following major proprietary funds:

- The **Electric Utility Fund**—accounts for the fiscal activity of providing electric services to residential and commercial customers.
 - The **Water Utility Fund**—accounts for the fiscal activity of providing water services to residential and commercial customers.
 - The **Wastewater Fund**—accounts for the fiscal activity of providing wastewater services to residential and commercial customers.
 - The **Sanitation Fund**—accounts for the operations and maintenance of the City’s refuse collection system.
- **Fiduciary Fund**
- The **Pension Trust Fund**—accounts for the activities of the City’s General Employees’ Retirement fund, which accumulates resources for pension benefit payments for qualified retiring employees. It is excluded from the government-wide financial statements because it is fiduciary in nature and does not represent resources available to the City for operations. The financial statements are prepared on the accrual basis of accounting. Benefits and refunds of the postemployment defined-benefit plan are recognized when due and payable in accordance with the terms of the plan. In addition, administrative costs are financed through plan earnings.

Summary of Significant Accounting Policies

The City conforms to all significant accounting policies to GAAP applicable to governmental units. The following is a summary of the more significant principles and practices used in the preparation of these financial statements:

Proprietary Funds

Proprietary funds distinguish operating revenues and expenses from non-operating items. Operating revenues and expenses generally result from providing services and producing and delivering goods in connection with a proprietary fund’s principal ongoing operations. The principal operating revenues of the City’s proprietary funds are charges to customers for sales and services. Operating expenses for proprietary funds include the cost of sales and services, administrative expenses, and depreciation on capital assets. All revenues and expenses not meeting this definition are reported as non-operating revenues and expenses.

When both restricted and unrestricted resources are available for use, it is the City’s policy to generally use restricted resources first, and then unrestricted resources, as they are needed for their intended purposes; however, this decision is frequently made on a case-by-case basis based upon facts and circumstances. Revenues of the proprietary funds are recognized on the basis of services rendered. Billing cycles of the proprietary funds that overlap September 30 are prorated based upon meter reading dates.

Budgets and Budgetary Accounting

The City’s procedures in preparing and adopting the annual budget, which is adopted on a basis consistent with GAAP, are as follows:

- The City Manager is responsible for preparing a proposed operating budget for all governmental funds and proprietary funds for the upcoming year prior to September 30 that includes estimated revenues, proposed expenditures, and other financing sources and uses.

**NOTES TO FINANCIAL STATEMENTS
CITY OF BUSHNELL, FLORIDA**

- Public hearings are held to obtain taxpayer comments and suggestions. The budget is enacted through passage of a resolution.
- The City Manager is authorized to transfer budgeted amounts within any fund but may not revise total fund expenditures without the approval of the City Council. The budget data presented is in agreement with the originally adopted budget as amended by the City Council.
- Formal budgetary integration is employed as a management control device during the year for substantially all funds. Budgets are adopted on a basis consistent with GAAP, except that the provision for depreciation expense is not included in the budget of the proprietary funds. Total budgetary appropriations within a governmental fund type may not be exceeded legally. Appropriations lapse at the end of the year. Budget data, when presented in the basic financial statements, is prepared on the same basis of accounting as that prescribed for the fund. An annual operating budget was prepared for all funds.

Annual budgets are adopted on a basis consistent with GAAP for all governmental funds.

During the year, the City made supplemental budget appropriations, which increased or decreased the budgets, as necessary.

Cash and Cash Equivalents

Cash includes cash on hand, demand deposits with banks, money market funds, and certificates of deposits, as well as short-term investments with a maturity date within three months of the date acquired.

The City utilizes pooled cash and investment accounts in which each fund participates on a dollar equivalent basis (except the pension trust funds). Interest is distributed monthly based on average balances. The nature of the pooled accounts permits temporary negative cash balances upon overdrawing of cash available in individual funds, which is presented as interfund receivables and payables. The cash and investments of the pension trust funds are held separately from those of other City funds.

Transfers

Transfers are recognized in the accounting period in which the interfund receivable and payable arise. Transfers are made between funds to finance operations, per the budget.

Capital Grants

Accounts receivable from other governments include amounts due from grantors. Program and capital grants for capital assets are recorded as receivables and revenues at the time reimbursable costs are incurred. Revenues received in advance of costs being incurred are deferred. Capital grants for capital asset additions to the proprietary funds are recorded as non-operating revenues.

Investments

Investments, including pension funds, are stated at fair value. State Board of Administration (SBA) funds are stated at amortized cost.

Receivables

Utility operating revenues are generally recognized on the basis of cycle billings rendered monthly. The amount of services delivered after the last billing date and up to September 30 is estimated and accrued at year-end. The allowance for doubtful accounts is detailed in Note 12.

**NOTES TO FINANCIAL STATEMENTS
CITY OF BUSHNELL, FLORIDA**

General fund receivables represent amounts due from the federal, state, or local governments, State of Florida or the County for shared revenues or costs. The amount is considered collectible in full within sixty days of fiscal year-end (therefore, an allowance for doubtful accounts is not recorded).

Lease Receivable

The City is the lessor for several non-cancelable leases. The City recognizes a lease receivable and a deferred inflow of resources in the government-wide and governmental fund financial statements.

At the commencement of a lease, the City initially measures the lease receivable at the present value of the payments expected to be received during the lease term. Subsequently, the lease receivable is reduced by the principal portion of the lease payments received. The deferred inflow of resources is initially measured as the initial amount of the lease receivable, adjusted to lease payment received at or before the lease commencement date. Subsequently, the deferred inflow of resources is recognized as revenue over the life of the lease term.

Key estimates and judgements include how the City determines: (1) the discount rate it uses to discount the expected lease receipts to present value, (2) lease term, and (3) lease receipts.

- The City uses its estimated incremental borrowing rate as the discount rate for leases.
- The lease term includes the non-cancelable period of the lease.
- Lease receipts included in the measurement of the lease receivable is composed of fixed payments from the lessee.

Inventories and Prepaid Items

Inventories held by the utility funds are priced by the weighted-average costs method at the lower of cost or market. Certain payments to vendors reflect costs applicable to future accounting periods and are recorded as prepaid items.

Cost Reimbursements

Certain personal services and operating expenses/expenditures recorded in various funds and departments are a result of services performed and expenses/expenditures incurred for the benefit of other funds and departments. In order to better reflect various funds and departments' actual costs, a cost reimbursement is recorded as a reduction in expenditures or expenses. The funds and departments that benefit from the services and expenses/expenditures record a cost reimbursement as an increase in expenditures or expenses.

Capital Assets

Capital assets, which include land, utility plant-in-service, buildings, and equipment, are reported in the applicable governmental or business-type activities columns in the government-wide financial statements. Utility plant-in-service and equipment with initial individual costs that equal or exceed \$300 and estimated useful lives of over one year are recorded as capital assets. Capital assets are recorded at historical cost if purchased or constructed. Infrastructure assets acquired prior to the implementation of GASB Statement No. 34 have not been recorded.

Capital asset purchases are recorded as capital outlay expenditures in the fund level governmental funds in the year of acquisition.

**NOTES TO FINANCIAL STATEMENTS
CITY OF BUSHNELL, FLORIDA**

Capital assets are depreciated using the straight-line method over the following estimated useful lives:

Buildings	32-50 Years
Improvements Other Than Buildings	10-50 Years
Machinery, Equipment, and Furniture	3-15 Years

Bond Discounts

Bond discounts for proprietary fund types are deferred and amortized over the term of the bonds using the straight-line amortization method, which produces a result not significantly different from the interest method. Bond discounts are presented as a reduction of the face amount of bonds payable.

Compensated Absences

In the governmental fund financial statements there are no amounts of compensated absences associated with employee vacations and sick leave recorded. In the government-wide financial statements, all governmental fund compensated absences are recorded and split between the current and non-current portions. The general fund is used to liquidate the liability for compensated absences.

In proprietary funds, the amount of compensated absences associated with employee vacation days and sick leave that are recorded as expenses represent the amounts paid during the year and accrued at year-end. The entire liability for compensated absences of these funds is reflected in the respective financial statements split between the current and non-current portions and also recorded in the entity-wide statements.

The policy for payment of sick leave is upon voluntary termination of the employee, 50% of the accumulated hours would be paid (75% for long-term employees with twenty or more years of full-time service) not to exceed 1,040 hours. The City accrues and records 100% of unpaid vacation pay and 50% or 75%, as applicable, of unpaid sick pay at the employee's current pay rate.

Encumbrances

Encumbrances accounting, under which purchase orders, contracts, and other commitments are recorded as expenditures in order to reserve that portion of the applicable appropriation, is not employed by the City for budgetary purposes.

Unearned Revenues

Unearned revenues include amounts collected before the revenue recognition criteria are met and receivables which, under the modified accrual basis of accounting, are measurable but not yet available.

Water Line Extension Charges

Water line extension charges are made to customers to cover the full cost of the addition. Costs of the extension are reported as utility plant-in-service and depreciated over the estimated useful life of the assets.

Property Taxes

Under Florida law, the assessment of all properties and the collection of all county, municipal, and school board property taxes are consolidated in the offices of the County Property Appraiser and the County Tax Collector. The laws of the state regulating tax assessment are also designed to assure a consistent property valuation method state-wide. Florida Statutes permit municipalities to levy property taxes at a rate of up to 10 mills. The millage rate assessed by the City for the fiscal year ended September 30, 2023, was 3.562%.

**NOTES TO FINANCIAL STATEMENTS
CITY OF BUSHNELL, FLORIDA**

The tax levy of the City is established by the City Council prior to October 1 of each year and the County Property Appraiser incorporates the City millages into the total tax levy, which includes the County and the County School Board tax requirements.

All property is assessed according to its fair market value on January 1 of each year. Each assessment roll is submitted to the Executive Director of the Florida Department of Revenue for review to determine if the rolls meet all of the appropriate requirements of Florida Statutes.

Taxes are assessed on November 1 of each year, or as soon thereafter as the assessment roll is certified and delivered to the County Tax Collector. Unpaid taxes become delinquent on April 1 following the year in which they are assessed. Discounts are allowed for early payment at the rate of 4% in the month of November, 3% in the month of December, 2% in the month of January, and 1% in the month of February. The taxes paid in March are without discount.

On or prior to June 1 following the tax year, certificates are sold for all delinquent taxes on real property. After sale, tax certificates bear interest at 18% per year or any lower rate bid by the buyer. Application for a tax deed on any unredeemed tax certificates may be made by the certificate holder after a period of two years. Unsold certificates are held by the County.

Delinquent taxes on personal property bear interest of 18% per year until the tax is satisfied either by seizure and sale of the property or by the five-year statute of limitations.

The City does not accrue its portion of the County-held tax sales certificates or personal property tax warrants because such amounts are not measurable and available as of the balance sheet date.

Fund Balance Reporting

GASB has promulgated Statement No. 54, *Fund Balance Reporting and Governmental Fund Type Definitions*. The statement is designed to do two things. First, it clarifies the definition of what activities are to be reported within different types of governmental funds (general fund, special revenue fund type, capital project fund type, debt service fund type, and permanent fund type). No changes were required by the City based on this standard clarification.

Second, it provides clearer fund balance definitions that comprise a hierarchy based primarily on the extent to which a government is bound to observe constraints imposed upon the use of resources reported in governmental funds as follows:

- *Non-Spendable*—Resources that cannot be spent, such as for inventories and prepaid items.
- *Restricted*—Balances that only can be spent for specific purposes imposed by external sources.
- *Committed*—Resources that can only be spent for purposes established by the highest decision making authority in the City—the City Council.
- *Assigned*—Amounts designated for specific purposes but does not meet the criteria to be designated restricted or committed.
- *Unassigned*—The residual classification for all remaining funds not contained in other classifications for the general fund.

**NOTES TO FINANCIAL STATEMENTS
CITY OF BUSHNELL, FLORIDA**

All *Restricted* fund balances relate to external debt service restrictions and perpetual care for the cemetery. The City Council is the highest decision making authority of the City, approves the establishment, increase, and reduction in *Committed* and *Assigned* fund balances by resolution. All other fund balances are *Unassigned* for the General Fund. *Restricted* and *Committed* fund balances are always used first for the purposes for which they are designated. Changes to this practice require prior City Council approval. The City Council, the governing body, has not provided authorization or a policy designating authority to changes of the above classifications to any other individual. A minimum fund balance amount has not been formally adopted.

Deferred Outflows/Inflows of Resources

In addition to assets, the statement of financial position will sometimes report a separate section for deferred outflows of resources. The separate financial statement element, *deferred outflows of resources*, represents a consumption of net assets that applies to a future period(s) and so will *not* be recognized as an outflow of resources (expense/expenditure) until then. The City has two items that qualify as deferred outflows of resources on its government-wide and proprietary statement of net position, the deferred outflows for Other Postemployment Benefits (OPEB) and deferred outflows for pension. The deferred outflows for OPEB are an aggregate of items related to OPEB as calculated in accordance with GASB Statements No. 68, *Accounting and Financial Reporting for Pensions*, and No. 71, *Pension Transition for Contributions Made Subsequent to the Measurement Date*. The deferred outflows for OPEB and pensions will be recognized as pension expense, or a reduction of the net OPEB, or pension liabilities in future reporting periods.

In addition to liabilities, the statement of financial position will sometimes report a separate section for deferred inflows of resources. This separate financial statement element, *deferred inflows of resources*, represents an acquisition of net assets that applies to a future period(s) and so will *not* be recognized as an inflow of resources (revenue) until that time. The City has two types of deferred inflows on its government-wide statement, the deferred inflows related to pensions and deferred inflows related to leases. The deferred inflows for pensions are an aggregate of items related to pensions as calculated under the sample principles as the deferred outflows for pensions. Both will be recognized as a reduction to pension expense in future reporting periods.

Note 2 - Cash and Cash Equivalents and Investments

All cash deposits were held in qualified public depositories and were covered by federal depository insurance or by the *Florida Security for Public Deposits Act*, Chapter 280 of the Florida Statutes.

The amounts placed with the SBA Florida Prime™, for participation in the Local Government Surplus Funds Trust Fund investment pool was created by Section 218.415, Florida Statutes. This investment pool operates under investment guidelines established by Section 215.47, Florida Statutes. The City's investments in the Florida Prime™, a Securities and Exchange Commission investment pool, are reported at fair value, which is amortized at cost. The fund issues separate financial reports and can be found at their website at www.sbafla.com/PRIME.

**NOTES TO FINANCIAL STATEMENTS
CITY OF BUSHNELL, FLORIDA**

The City's cash and cash equivalents, investments, and required disclosures for the year ended September 30, 2023, are as follows:

<u>Type</u>	<u>Fair Value</u>	<u>WAM</u>	<u>Level</u>	<u>Credit Ratings</u>
Cash and Cash Equivalents				
Cash Deposits	\$ 12,946,516	N/A	N/A	N/A
Petty Cash	1,050	N/A	N/A	N/A
Certificates of Deposit	408,953	1 year	1	N/A
SBA*	457,005	35 days	N/A	AAA
Money Market Funds - Pension	<u>96,793</u>	N/A	2	N/A
Total Cash and Cash Equivalents	<u>\$ 13,910,317</u>			
Investments				
Regular Employee Pension:				
Corporate/Foreign Bonds	\$ 208,946	7.29 years	2	AAAAA/A+/AA- A-/BBB+/BBB/
U.S. Government Securities	389,464	22.46 years	2	AAA
Mutual Funds	583,490	N/A	1	N/A
Common Stock	<u>3,234,351</u>	N/A	1	N/A
Total Investments	4,416,251			
Total Cash and Cash Equivalents	<u>13,910,317</u>			
	<u>\$ 18,326,568</u>			
Reconciliation with the Statement of Net Position and Fiduciary Net Position				
Cash and Cash Equivalents - Unrestricted	\$ 12,817,474			
Cash and Cash Equivalents - Restricted	914,264			
Cash with Fiscal Agent	81,786			
Pension Cash and Investments	<u>4,513,044</u>			
Total	<u>\$ 18,326,568</u>			

*SBA is only the Florida Prime™ pool and is valued at amortized cost.

Fair Value Hierarchy

The City holds assets that are defined as short-term investments. The City's investments are recorded at fair value unless the investment qualifies as an external investment pool under the guidance in GASB Statement No. 79. The fair value hierarchy categorizes the inputs to valuation techniques used to measure fair value into three levels:

Level 1—Inputs are quoted prices (unadjusted) for identical assets or liabilities in active markets that a government can access at the measurement date.

Level 2—Inputs are inputs other than quoted prices included within Level 1 that are observable for an asset or liability, either directly or indirectly. These include quoted prices for similar assets or liabilities in active markets, prices for identical or similar assets or liabilities in markets that are not active, and inputs other than quoted prices that are observable for the asset or liability, such as: (1) interest rates and yield curves observable at commonly quoted intervals, (2) implied volatilities, and/or (3) credit spreads and market corroborated inputs. This includes other significant observable inputs (including quoted prices of similar securities, interest rates, prepayment speeds, credit risk, etc.).

**NOTES TO FINANCIAL STATEMENTS
CITY OF BUSHNELL, FLORIDA**

Level 3—Inputs are unobservable inputs for an asset or liability. The fair value hierarchy gives the highest priority to Level 1 inputs and the lowest priority to Level 3 inputs. If a price for an identical asset or liability is not observable, a government should measure fair value using another valuation technique that maximizes the use of relevant observable inputs and minimizes the use of unobservable inputs.

Other Investment Disclosures

The City holds investments in qualified external investments pools that measure all of its investments at amortized cost for financial reporting purposes. These investments are recorded at amortized cost. The following investment is recorded at amortized costs and is not subject to the fair value hierarchy:

- Florida Local Government Investment Pool (Florida Prime™)

The pool has no limitations or restrictions on participant withdrawals including items, such as redemption notices, maximum transaction amounts, and the pool’s authority to impose liquidity fees or redemption gates.

GASB Statement No. 79 says that if a participant has an investment in a qualifying external investment pool that measures, for financial reporting purposes, all of its investments at amortized cost, it should disclose the presence of any limitations or restrictions on withdrawals (such as redemption notice periods, maximum transaction amounts, and the qualifying external investment pool’s authority to impose liquidity fees or redemption gates) in notes to the financial statements.

With regard to redemption gates, Chapter 218.409(8)(a), Florida Statutes, states the principal and any part thereof, of each account constituting the trust fund is subject to payment at any time from the moneys in the trust fund. However, the Executive Director may, in good faith, on the occurrence of an event that has a material impact on liquidity or operations of the trust fund, for 48 hours limit contributions to or withdrawals from the trust fund to ensure that the Board can invest moneys entrusted to it in exercising its fiduciary responsibility. Such action must be immediately disclosed to all participants, the Trustees, the Joint Legislative Auditing Committee, the Investment Advisory Council, and the Participant Local Government Advisory Council. The Trustees shall convene an emergency meeting as soon as practicable from the time the Executive Director has instituted such measures and review the necessity of those measures. If the Trustees are unable to convene an emergency meeting before the expiration of the 48-hour moratorium on contributions and withdrawals, the Executive Director may extend the moratorium until the Trustees are able to meet to review the necessity for the moratorium. If the Trustees agree with such measures, the Trustees shall vote to continue the measures for up to an additional 15 days. The Trustees must convene and vote to continue any such measures before the expiration of the time limit set, but in no case may the time limit set by the Trustees exceed 15 days.

With regard to liquidity fees, Florida Statute 218.409(4) provides authority for the SBA to impose penalties for early withdrawal, subject to disclosure in the enrollment materials of the amount and purpose of such fees. At present, no such disclosure has been made.

As of September 30, 2023, there were no redemption fees, maximum transaction amounts, or any other requirements that serve to limit a participant’s daily access to 100% of their account value.

**NOTES TO FINANCIAL STATEMENTS
CITY OF BUSHNELL, FLORIDA**

Investments

The City established an investment policy on September 7, 2017, that follows the Florida Statute 218.415.

The investment policy for the General Employees' Pension Fund was established in 2002, pursuant to the Florida Statutes requirements and has been amended.

Interest Rate Risk

The City's pension plan investment policy does not address the risk that limits investment maturities as a means of managing its exposure to fair value losses arising from increasing interest rates.

The pension plan's interest rate risks are measured using the weighted average maturity method (WAM). The WAM method expresses investment time horizons, the time when investments become due and payable-in years or months, weighted to reflect the dollar size of individual investments.

Custodial Credit Risk

The City's pension plan policy requires securities be held with a third-party custodian; and all securities purchased by, and all collateral obtained by, the City shall be properly designated as an asset of the City.

Concentration of Credit Risk

The City's pension plan policy states that, except for Treasury and Agency Obligations, the debt portion of the investments shall contain no more than ten percent (10%) of a given issuer irrespective of the number of differing issues.

Credit Risk

The City's pension plan policy states that all securities must hold a rating in one of the three highest classifications by a major rating service. All of the fixed income investments in the pensions' funds hold a rating of AAA by Standard & Poor's and Moody's. As of September 30, 2023, there were no investments that had greater than 5% concentration by any one issuer other than those explicitly guaranteed by the U.S. Government.

Foreign Currency Risk

The City's pension plan policy does not address applicability in investments in foreign currency. The pension plan does not have exposure to foreign currency risk.

Rate Stabilization

The rate stabilization fund was created pursuant to an agreement with the City's wholesale power provider, Florida Municipal Power Agency (FMPA). These funds are held in trust by FMPA in a money market fund and can be utilized by the City to stabilize the City's bulk electric rates. As of September 30, 2023, the balance in this account was \$81,786 shown as cash with fiscal agent in the statement of net position.

Note 3 - Restricted Assets

Customer Deposits

Customer deposits have been restricted to indicate that the amount is not available for the financing of current utility operations.

NOTES TO FINANCIAL STATEMENTS
CITY OF BUSHNELL, FLORIDA

Note 4 - Capital Assets

Capital asset activity for the year ended September 30, 2023, was as follows:

	<u>Beginning Balance</u>	<u>Increases/ Transfers</u>	<u>Decreases/ Transfers</u>	<u>Ending Balance</u>
Governmental Activities				
Capital Assets Not Being Depreciated:				
Land	\$ 1,141,034	\$ -	\$ -	\$ 1,141,034
Construction in Progress	1,393,984	912,548	(2,291,664)	14,868
Total Capital Assets Not Being Depreciated	<u>2,535,018</u>	<u>912,548</u>	<u>(2,291,664)</u>	<u>1,155,902</u>
Capital Assets Being Depreciated:				
Buildings	4,021,573	-	-	4,021,573
Improvements Other Than Buildings	7,301,240	2,385,491	-	9,686,731
Equipment and Furniture	1,221,736	16,453	(11,813)	1,226,376
Total Capital Assets Being Depreciated	<u>12,544,549</u>	<u>2,401,944</u>	<u>(11,813)</u>	<u>14,934,680</u>
Less Accumulated Depreciation:				
Buildings	(1,368,805)	(79,171)	(90,865)	(1,538,841)
Improvements Other Than Buildings	(2,900,798)	(259,337)	-	(3,160,135)
Equipment and Furniture	(884,137)	(56,228)	102,678	(837,687)
Total Accumulated Depreciation	<u>(5,153,740)</u>	<u>(394,736)</u>	<u>11,813</u>	<u>(5,536,663)</u>
Total Capital Assets Being Depreciated, Net	<u>7,390,809</u>	<u>2,007,208</u>	<u>-</u>	<u>9,398,017</u>
Governmental Activities Capital Depreciated, Net	<u>\$ 9,925,827</u>	<u>\$ 2,919,756</u>	<u>\$ (2,291,664)</u>	<u>\$ 10,553,919</u>
Business-Type Activities				
Capital Assets Not Being Depreciated:				
Land	\$ 708,188	\$ -	\$ -	\$ 708,188
Construction in Progress	1,093,242	374,667	(922,286)	545,623
Total Capital Assets Not Being Depreciated	<u>1,801,430</u>	<u>374,667</u>	<u>(922,286)</u>	<u>1,253,811</u>
Capital Assets Being Depreciated:				
Utility Plant in Service	33,975,736	3,279,503	-	37,255,239
Buildings	459,628	134,661	-	594,289
Machinery and Equipment	5,247,816	23,122	(369,133)	4,901,805
Total Capital Assets Being Depreciated	<u>39,683,180</u>	<u>3,437,286</u>	<u>(369,133)</u>	<u>42,751,333</u>
Less Accumulated Depreciation:				
Utility Plant-In-Service	(10,040,445)	(928,966)	-	(10,969,411)
Buildings	(373,438)	(34,862)	-	(408,300)
Machinery and Equipment	(3,568,359)	(330,267)	29,899	(3,868,727)
Total Accumulated Depreciation	<u>(13,982,242)</u>	<u>(1,294,095)</u>	<u>29,899</u>	<u>(15,246,438)</u>
Total Capital Assets Being Depreciated, Net	<u>25,700,938</u>	<u>2,143,191</u>	<u>(339,234)</u>	<u>27,504,895</u>
Total Business-Type Activities Capital Assets, Net	<u>\$ 27,502,368</u>	<u>\$ 2,517,858</u>	<u>\$ (1,261,520)</u>	<u>\$ 28,758,706</u>
Depreciation Expense -				
Governmental Activities				
General Government				\$ 61,442
Public Safety				200
Physical Environment				2,474
Transportation				221,817
Culture and Recreation				108,803
Total Depreciation Expense - Governmental Activities				<u>\$ 394,736</u>
Depreciation Expense -				
Business-Type Activities				
Electric Utility				\$ 554,239
Water Utility				248,397
Wastewater Utility				396,111
Sanitation Utility				95,348
Total Depreciation Expense - Business-Type Activities				<u>\$ 1,294,095</u>

NOTES TO FINANCIAL STATEMENTS
CITY OF BUSHNELL, FLORIDA

Note 5 - Long-Term Liabilities

Long-term liability activity for the year ended September 30, 2023, was as follows:

	<u>Beginning Balance</u>	<u>Increases</u>	<u>Decreases/ Transfers</u>	<u>Ending Balance</u>	<u>Amounts Due Within One Year</u>
Governmental Activities					
Notes Payable:					
Note Payable - Direct Borrowings	\$ 1,181,111	\$ -	\$ (154,412)	\$ 1,026,699	\$ 163,496
Other Liabilities:					
Net Pension Liability - REPP	208,521	13,608	-	222,129	-
Other Postemployment Benefits	1,234,486	-	(695,080)	539,406	-
Compensated Absences	112,242	20,154	(22,448)	109,948	21,990
Total Other Liabilities	<u>1,555,249</u>	<u>33,762</u>	<u>(717,528)</u>	<u>871,483</u>	<u>21,990</u>
Total Government Activities	<u>\$ 2,736,360</u>	<u>\$ 33,762</u>	<u>\$ (871,940)</u>	<u>\$ 1,898,182</u>	<u>\$ 185,486</u>
Business-Type Activities					
Revenue Bond and Notes Payable:					
Electric Fund:					
FMPA - Direct Borrowings	\$ 6,945,841	\$ -	\$ (335,913)	\$ 6,609,928	\$ 344,568
Water and Sewer Funds:					
Wastewater - Hanson Plant SRF -					
Direct Borrowings	358,078	-	(61,887)	296,191	63,156
State Revolving Loan, Drinking Water -					
Direct Borrowings	68,626	-	(18,952)	49,674	20,008
State Revolving Loan, SR48 Widening -					
Direct Borrowings	361,723	-	(24,132)	337,591	24,380
State Revolving Loan, MP -					
Direct Borrowings	125,059	27,882	(13,941)	139,000	83,275
State Revolving Loan, WWTP 2022 -					
Direct Borrowings	157,325	10,350	(5,175)	162,500	45,108
Revenue Refunding Bond, Series 2017 -					
Direct Placement	2,705,000	-	(135,642)	2,569,358	135,000
Total Revenue Bond and Notes Payable	<u>10,721,652</u>	<u>38,232</u>	<u>(595,642)</u>	<u>10,164,242</u>	<u>715,495</u>
Other Liabilities:					
Financed Purchase - Direct Borrowings	34,786	-	(34,786)	-	-
Financed Purchase - Direct Borrowings	172,001	-	(67,430)	104,571	69,249
Net Pension Liability - REPP	337,149	148,036	-	485,185	-
Other Postemployment Benefits	896,526	-	(477,867)	418,659	16,974
Compensated Absences	121,468	52,557	(24,294)	149,731	29,946
Total Other Liabilities	<u>1,561,930</u>	<u>200,593</u>	<u>(604,377)</u>	<u>1,158,146</u>	<u>116,169</u>
Total Business-Type Activities	<u>\$ 12,283,582</u>	<u>\$ 238,825</u>	<u>\$ (1,200,019)</u>	<u>\$ 11,322,388</u>	<u>\$ 831,664</u>

The total amount of interest charged to expense in the business-type activities was \$268,610, and the governmental activities was \$67,196**.

**Noted that governmental interest is not accrued due to payments made at month end.

**NOTES TO FINANCIAL STATEMENTS
CITY OF BUSHNELL, FLORIDA**

The following is a schedule of long-term liabilities at September 30, 2023:

Governmental Activities

Type	Purpose of Loan	Amount Issued	Amount Outstanding	Interest Rate
Note Payable - Direct Borrowings	City Hall Construction	\$ 2,650,000	\$ 1,026,699	5.797%

Business-Type Activities

Type	Purpose of Loan	Amount Issued	Amount Outstanding	Interest Rate
Revenue Bond - Direct Placement	Refunding Bond, Series 2017	\$ 3,315,000	\$ 2,569,358	2.85%
State Revolving Loan - Direct Borrowings	Wastewater Plant (State Revolving Loan Fund)	1,100,779	296,191	2.17%
State Revolving Loan - Direct Borrowings	Elevated Water Tank (State Revolving Loan Fund)	252,581	49,674	2.71%
State Revolving Loan - Direct Borrowings	SR48 Widening (State Revolving Loan Fund)	489,496	337,591	3.10%
FMPA - Direct Borrowings	Electric System Expansion	7,935,000	6,609,928	2.56%
State Revolving Loan - Direct Borrowings	Wastewater Treatment Plant (State Revolving Loan Fund)	325,000	162,500	1.05%
State Revolving Loan - Direct Borrowings	Water Treatment Plant (State Revolving Loan Fund)	278,000	139,000	1.05%
Financed Purchase - Direct Borrowings	Peterbilt Truck	332,927	104,571	2.68%

Revenue Bond and Notes Payable

Debt service to maturity on the City's bonded indebtedness and notes payable are as follows:

Year Ending	Direct Borrowings		Direct Placement and Direct Borrowings		Installment Purchases		Total Primary Government Debt	
	Governmental Activities		Business-Type Activities		Business-Type Activities		Government Debt	
	Principal	Interest	Principal	Interest	Principal	Interest	Principal	Interest
2024	\$ 163,496	\$ 58,138	\$ 632,220	\$ 251,429	\$ 69,249	\$ 2,342	\$ 864,965	\$ 311,909
2025	173,112	48,237	731,990	236,989	35,322	473	940,424	285,699
2026	183,293	37,915	699,253	220,524	-	-	882,546	258,439
2027	194,073	26,985	670,262	204,555	-	-	864,335	231,540
2028	205,487	15,447	617,018	188,154	-	-	822,505	203,601
2029-2032	107,238	3,160	5,877,095	326,159	-	-	5,984,333	329,319
2033-2037	-	-	936,404	57,333	-	-	936,404	57,333
Total	\$ 1,026,699	\$ 189,882	\$ 10,164,242	\$ 1,485,143	\$ 104,571	\$ 2,815	\$ 11,295,512	\$ 1,677,840

Note 6 - Pledged Revenues

The City has pledged certain revenues, to repay certain bonds and notes outstanding as of September 30, 2023. The following table reports the revenues, sometimes net of related operating expenses, pledged for each debt issue, the amounts of such revenues received in current year, the current year principal and interest paid on the debt, the approximate percentage of each revenue, which is pledged to meet the debt obligation, the date through which the revenue is pledged under the debt agreement, and the total pledged future revenues for each debt, which is the amount of the remaining principal and interest on the bonds and notes at September 30, 2023:

**NOTES TO FINANCIAL STATEMENTS
CITY OF BUSHNELL, FLORIDA**

Type	Revenue Pledged	Estimated Revenues	Principal and Interest Paid	Estimated Revenue Percentage Pledged	Outstanding Principal and Interest	Pledged Through
Governmental Activities						
Note Payable - SunTrust (City Hall)	General Fund Non-Ad Valorem Revenues	\$ 34,303,602	\$ 230,305	3.55%	\$ 1,216,581	2030
Business-Type Activities						
Revenue Bonds - CenterState - Water/Wastewater System	Waste Water System Revenues and Available (1) Non-Ad Valorem	13,302,232	211,737	2%	3,143,206	2037
Loan Payable (State Revolving Loan Program) - Elevated Water Tank	Net Water System Revenue (1)	1,090,996	21,082	5%	51,350	2026
Loan Payable (State Revolving Loan Program) - SR48	Net Water System Revenue (1)	4,727,649	27,864	8%	362,228	2036
Loan Payable (State Revolving Loan Program) - MP 2022	Net Water System Revenue (1)	1,090,996	13,941	13%	140,177	2026
Loan Payable (State Revolving Loan Program) - WWTP Hanson 2	Waste Water System Revenues (1)	1,172,988	5,175	14%	165,370	2025
Loan Payable (State Revolving Loan Program) - Hanson Plant	Waste Water System Revenues and Available (1) Non-Ad Valorem	2,932,471	69,396	11%	312,814	2028
Florida Municipal Power Agency Utility Expansion	Electric Revenues (1)	10,439,703	512,116	72%	7,474,240	2029

(1) System Revenues are defined as net current year revenues multiplied by the remaining number of years pledged.

Note 7 - Lease Receivable

The City is the lessor of several tower leases with Bright House, Century Link and Blue, Inc. to place communication equipment on City owned water towers. The City leases “tower space” to Blue, Inc. to place communication equipment as part of their wireless network services. Bright House and Century Link have multiple pole attachments within the City. The lease amount is adjusted each year by the amount equal to the greater of 3% of the preceding year rent or by the U.S. Consumer Price index.

Description	Date	Payment Terms	Payment Amount	Incremental Borrowing Rate	Total Lease Receivable	Balance 9/30/2023
Tower Space – Blue Inc.	3/8/2022	5 Years	\$ 3,333	1.05%	\$ 194,928	\$ 134,193
Pole Attachment – Bright House	6/1/2020	5 Years	14,127	1.05%	51,788	23,327
Pole Attachment – Century Link	6/1/2020	5 Years	4,488	1.05%	16,456	7,408
Total Lease Agreements						<u>\$ 164,928</u>

**NOTES TO FINANCIAL STATEMENTS
CITY OF BUSHNELL, FLORIDA**

The District recognized the following revenue associated with these leases during the fiscal year:

<u>Lease Related Revenues</u>	<u>2023 Balance</u>
Tower Space - Blue, Inc.	\$ 38,369
Pole Attachment - Bright House	13,806
Pole Attachment - Century Link	4,386
	\$ 56,561

<u>For the Fiscal Year Ending September 30:</u>	<u>Principal</u>	<u>Interest</u>	<u>Total Receipts</u>
2024	\$ 57,155	\$ 1,453	\$ 58,608
2025	51,536	868	52,404
2026	39,597	399	39,996
2027	16,640	71	16,711
Total	\$ 164,928	\$ 2,791	\$ 167,719

Note 8 - Electric Power Agreements

FMPA

The City is a member of the FMPA, which is a joint action agency formed by a number of Florida municipalities for the purpose of providing electric power alternatives for its members.

FMPA is a governmental, joint action agency formed pursuant to Florida Statutes. FMPA has the authority to undertake joint power supply projects and to issue tax-exempt bonds or other obligations to finance or refinance the costs of such projects.

Due to the diverse needs of Florida’s municipal electric systems, FMPA was established as a project-oriented agency. Under this structure, each member has the option whether or not to participate in a project. Members may choose to participate in more than one project; however, each of the FMPA’s five projects is independent from the other and no revenues or funds available from one project can be used to pay the costs of any other project.

The City has elected to participate in the “All Requirements Project”, which supplies all of the City’s power requirements. The agreement will remain in effect until October 1, 2035, with optional successive five-year renewal periods. The contract provides for optional withdrawal by the City but would require the City to make all remaining project members whole, which is generally understood as a paying off of its share of the project’s debt. The cost to the City withdrawing from the contract has not been calculated but is generally understood to require payoff of the City’s portion of project debt.

Power rates charged to the City by FMPA are subject to a majority vote of the Board of Directors of FMPA.

Note 9 - Employee Retirement Systems

Florida State Retirement System Opt-Out

In December 1995, the City Council approved opting out of the System effective with all new employees hired after January 1, 1996. City employees covered under the System at December 31, 1995, will continue to participate in the state System and the City will continue to make contributions on their behalf. As of fiscal year-end September 30, 2023, the City has no remaining employees participating in FRS.

**NOTES TO FINANCIAL STATEMENTS
CITY OF BUSHNELL, FLORIDA**

Florida State Retirement System—Pension Plan

All full-time employees of the City hired prior to January 1, 1996, participate in the Florida State Retirement System (the System). The System was created by the Florida Legislature and is a cost-sharing, multiple-employer defined-benefit, public retirement plan available to governmental units within the State of Florida. The System issued a publicly available financial report that includes financial statements and required supplementary information for the System. That report may be obtained by writing to the State of Florida Division of Retirement, Department of Management Services, P.O. Box 9000, Tallahassee, Florida 32315, or by calling (850) 488-5706.

All full-time employees of the City hired prior to January 1, 1996, are eligible to participate in the System. Special risk employees who retire at or after age 55, with six years of creditable service; and all other employees who retire at or after age 55, with six years of creditable service; are entitled to a retirement benefit, payable monthly for life, equal to the product of: (1) average monthly compensation in the highest five years of creditable service, (2) creditable service during the appropriate period, and (3) the appropriate benefit percentage. Benefits fully vest on reaching six years of service. Vested employees may retire after six years of creditable service and receive reduced retirement benefits. The System also provides death benefits, disability benefits, and annual cost-of-living adjustments. Benefits are established by Florida Statute. Beginning in 2011, the state mandated a 3% contribution to the System by the employees. The City currently no longer has employees that participate in the System, all prior employees have retired. Therefore, there were no contributions for the 2022 and 2023 fiscal years.

Florida State Retirement System—HIS

Plan Description—The HIS Pension Plan (HIS Plan) is a cost-sharing, multiple-employer defined benefit pension plan established to provide a monthly subsidy payment to retired members of any state-administered retirement system in order to assist such retired members in paying the costs of health insurance. Persons are eligible for HIS payments who are retired under a state-administered retirement system, or a beneficiary who is a spouse or financial dependent entitled to receive benefits under a state-administered retirement system, except those individuals who are pension recipients under Sections 121.40, 237.08(18)(a), and 250.22, Florida Statutes, or recipients of health insurance coverage under Section 110.1232, Florida Statutes, or any other special pension or relief act are not eligible for such pension payments. A person is deemed retired from a state-administered retirement system when he or she terminates employment with all employers participating in the FRS and:

- For a member of the FRS investment plan, the participant meets the age or service requirements to qualify for normal retirement per Section 121.021(29), Florida Statutes and meets the definition of retiree in Section 121.4501(2), Florida Statutes.
- For a member of the FRS defined-benefit pension plan, or any employee who maintains creditable service under the pension plan and the investment plan, the member begins drawing retirement benefits from the pension plan.

Benefits Provided—The benefit is a monthly payment to assist retirees of state-administered retirement systems in paying their health insurance costs and is administered by the Department of Management Services, Division of Retirement.

Pension Plan Fiduciary Net Position—Detailed information about pension plan's fiduciary net position is available in the separately issued FRS Annual Comprehensive Financial Report.

**NOTES TO FINANCIAL STATEMENTS
CITY OF BUSHNELL, FLORIDA**

Pension Liabilities, Pension Expense, and Deferred Outflows of Resources and Deferred Inflows of Resources Related to Pensions for both plans (FRS and HIS)—At September 30, 2023, the City reported a net pension liability of \$0 for its proportionate share of the net pension liability. At June 30, 2023, the City’s proportionate share was 0.000000000000%.

On September 30, 2023, the Sponsor reported deferred outflows of resources and deferred inflows of resources related to pensions from the following sources:

	FRS Deferred Inflow Funds	HIS Deferred Inflow Funds
Changes in Proportion and Differences Between the City Contributions and Proportionate Share of Contributions	\$ 32,521	\$ 26,412
Total	\$ 32,521	\$ 26,412

Amounts reported as deferred inflows of resources related to pensions will be recognized in pension expense as follows:

Year	FRS Deferred Inflow Funds	HIS Deferred Inflow Funds
2024	\$ (18,240)	\$ (10,786)
2025	(12,471)	(7,842)
2026	(1,810)	(6,327)
2027	-	(1,457)

Deferred Compensation Plan

The City also participates in a qualified deferred compensation plan (457 Plan) in which employees can voluntarily participate. The City matches 10% of the employee’s biweekly individual contribution. Amendments to the 457 Plan can only be made via the approval of the City Council. This 457 Plan is administered by the U.S. Conference of Mayors. The employee chooses one or a combination of several available investments. Employees are 100% vested in this program and accounts are maintained individually by employees. Following are the City’s contributions to the 457 Plan:

Year	Amount
2023	\$ 4,165
2022	1,722
2021	4,934

General Employees’ Defined Contribution Plan

After freezing entrance to its previous defined-benefit plan effective October 1, 2013, the City created a new defined contribution plan covering all eligible general employees of the City. Contributions continue for hired employees prior to October 1, 2013, and FRS opt out October 1, 1995.

Prior to October 1, 2013, the City contributed 17.8% of the employees’ salary, with a six-year step-vesting period. Employees had to be full-time.

**NOTES TO FINANCIAL STATEMENTS
CITY OF BUSHNELL, FLORIDA**

The plan was amended and restated October 1, 2013. The City now makes non-elective contributions of 10% of the full-time employee's payroll expense. Additionally, starting in October, for every 1% that an employee sets aside in their (457) deferred compensation plan (listed above), the City also matches an additional 1% up to a maximum of an additional 4%. The match amounts are deposited into the employees 401(a) defined contribution account. The employees' retirement savings now have the potential of totaling 18% of their salary. Amendments to the plan can only be made via the approval of the City Council.

Forfeitures are used to offset current contribution by the City. The normal retirement date is the first day of the month coinciding with the participants sixtieth birthday.

The vesting schedule, based on the number of years of service, is as follows:

Greater Than 6 Months but Less Than 2 Years	0%
2 Years	20%
3 Years	40%
4 Years	60%
5 Years	80%
6 or More Years	100%

Upon severance from employment, the participant is entitled to apply to receive his or her benefit payable under any payout option that satisfies the provisions of the plan.

At September 30, 2023, there were 27 active members of the plan. For the years ended September 30, 2023, 2022, and 2021, the City contributed \$59,850, \$117,809, and \$95,139, respectively, to the plan. There were no forfeitures during the fiscal year.

Defined-Benefit Plan

Pension Trust Fund

■ **Plan Description**

In January 1996, the City adopted a separate single-employer pension plan, general employees' retirement plan, that covers substantially all full-time City employees employed after January 1, 1996, pursuant to the City's opt-out of the FRS. This plan is maintained as a pension trust fund and included as part of the City reporting entity. City ordinance and state law requires contributions to be determined by actuarial studies every three years. A stand-alone financial report is not issued.

The general employees' retirement plan (the Plan) covers all full-time employees. The Plan is non-contributory, and the City provides the full contribution to fund the Plan. The annual pension cost related to the Plan includes amortization, over a thirty-year period, of a prior service cost established October 13, 1995. The City Council has the authority to amend the Plan.

Plan Administration

The City's General Employees' Pension Plan is a defined-benefit pension plan administered by a Board of Trustees, which acts as the Administrator of the plan. The Board consists of five Trustees, two who are legal residents of the City appointed by the City Council, two who are employee members elected by a majority of the members of the plan, and a fifth Trustee, who is chosen by a majority of the first four Trustees.

**NOTES TO FINANCIAL STATEMENTS
CITY OF BUSHNELL, FLORIDA**

Benefits Provided

The plan provides retirement, termination, disability, and death benefits.

Normal Retirement:

Date: Earlier of age 62, or 30 years of Credited Service, regardless of age.

Benefit: 1.6% of Average Final Compensation times Credited Service. Benefit rate increases to 1.63% at age 63, or 31 years, to 1.65% at age 64, or 32 years, and 1.68% at age 65, or 33 years. Benefit Rate for Senior Management is 2.0%.

Early Retirement:

Eligibility: 6 Years of Credited Service, regardless of age.

Benefit: Accrued benefit, reduced 5% for each year prior to Normal Retirement.

Vesting:

Schedule: 100% after 6 Years of Credited Service.

Benefit Amount: Member will receive the vested portion of his (her) accrued benefit payable at the otherwise Normal Retirement Date.

Disability:

Eligibility: Service Incurred: Covered from Date of Employment. Non-Service Incurred: 6 Years of Credited Service.

Benefit:

Benefit accrued to date of disability, but not less than 42% of Average Final Compensation (Service Incurred), or 25% of Average Final Compensation (Non-Service Incurred).

Pre-Retirement Death Benefits:

Vested: Joint Annuitant receives an immediate or deferred monthly benefit computed based on the assumption that the Member retired on the date of death and elected the 100% joint and survivor annuity. Joint Annuitant is a spouse, dependent child, or any person receiving 50% or more of their support from the Member.

Non-Vested:

Refund of any Member contributions.

Cost-of-Living Adjustments:

Each July 1 following the retirement, the monthly benefit amount is increased 3%. The increase is based on the June benefit, excluding any HIS.

Contributions:

Member contributions - none. City contributions - amount required in order to pay current costs and amortize unfunded past service cost, if any, over no more than 40 years.

■ **Investments**

Investment Policy

The following was the Board's adopted asset allocation policy as of September 30, 2023:

**NOTES TO FINANCIAL STATEMENTS
CITY OF BUSHNELL, FLORIDA**

<u>Asset Class</u>	<u>Target Allocation</u>
Domestic Equity	55%
International Equity	10%
Fixed Income	30%
REITS	5%
Total	100%

Concentrations

The plan did not hold investments in any one organization that represents 5% or more of the pension plan's fiduciary net position.

Rate of Return

For the year ended September 30, 2023, the annual money-weighted rate of return on pension plan investments, net of pension plan investment expense, was 10.73%. The money-weighted rate of return expresses investment performance, net of investment expense, adjusted for the changing amounts actually invested.

■ **Membership**

Membership of the plan consisted of the following as of October 1, 2023:

	<u>General Employees</u>
Active Plan Members	9
Inactive Members Currently Receiving Benefits	6
Inactive Members or Beneficiaries Entitled But Not Yet Receiving Benefits	12
Total	27

■ **Net Pension Liability (Asset)**

The components of the net pension liability (asset) of the Sponsor on September 30, 2023, were as follows:

Total Pension Liability	\$ 5,244,396
Plan Fiduciary Net Position*	(4,537,082)
Sponsor's Net Pension Liability (Asset)	\$ 707,314
Plan Fiduciary Net Position as a Percentage of Total Pension Liability	86.51%

**Noted that there are timing differences between fiduciary net position per the notes and the financial statements.*

■ **Actuarial Assumptions**

The total pension liability (asset) was determined by an actuarial valuation as of October 1, 2021, updated to September 30, 2023, using the following actuarial assumptions applied to all measurement periods:

Inflation	2.26%
Salary Increases	6.00%
Investment Rate of Return	7.25%
Discount Rate	7.25%

**NOTES TO FINANCIAL STATEMENTS
CITY OF BUSHNELL, FLORIDA**

Mortality Rate Healthy Active Lives:

Female: PubG.H-2010 (Below Median) for Employees.

Male: PubG.H-2010 (Below Median) for Employees, set back one year.

Mortality Rate Healthy Retiree Lives:

Female: PubG.H-2010 (Below Median) for Healthy Retirees.

Male: PubG.H-2010 (Below Median) for Healthy Retirees, set back one year.

Mortality Rate Beneficiary Lives:

Female: PubG.H-2010 (Below Median) for Healthy Retirees.

Male: PubG.H-2010 (Below Median) for Healthy Retirees, set back one year.

Mortality Rate Disabled Lives:

PubG.H-2010 for Disabled Retirees, set forward three years.

All rates are projected generationally with Mortality Improvement Scale MP-2018. We feel this assumption sufficiently accommodates future mortality improvements.

The previously described mortality assumption rates were mandated by Chapter 2015-157, Laws of Florida. This law mandates the use of the assumptions used in either of the two most recent valuations of the FRS. The above rates are those outlined in Milliman’s July 1, 2019 FRS valuation report for non-special-risk employees.

The date of the most recent experience study for which significant assumptions are based upon is not available.

The long-term expected rate of return on pension plan investments was determined using a building-block method in which best-estimate ranges of expected future real rates of return (expected returns, net of pension plan investment expenses and inflation) are developed for each major asset class. For 2023, the inflation rate assumption of the investment advisor was 2.26%. These ranges are combined to produce the long-term expected rate of return by weighting the expected future real rates of return by the target asset allocation percentage and by adding expected inflation. Best estimates of arithmetic real rates of return for each major asset class included in the pension plans target asset allocation as of September 30, 2023, are summarized in the following table:

<u>Asset Class</u>	<u>Long-Term Expected Real Rate of Return</u>
Domestic Equity	5.63%
International Equity	4.50%
Fixed Income	1.08%
REITS	3.65%

Discount Rate

The discount rate used to measure the total pension liability (asset) was 7.25%. The projection of cash flows used to determine the discount rate assumed that plan member contributions will be made at the current contribution rate and that Sponsor contributions will be made at rates equal to the difference between actuarially determined contribution rates and the member rate. Based on those assumptions,

**NOTES TO FINANCIAL STATEMENTS
CITY OF BUSHNELL, FLORIDA**

the pension plan’s fiduciary net position was projected to be available to make all projected future benefit payments of current plan members. Therefore, the long-term expected rate of return on pension plan investments was applied to all periods of projected benefit payments to determine the total pension liability (asset).

Sensitivity of the net pension liability (asset) to changes in the discount rate:

	1% Decrease 6.25%	Current Discount Rate - 7.25%	1% Increase 8.25%
Sponsor’s Net Pension Liability (Asset)	\$ 1,596,576	\$ 707,314	\$ (6,133)

Pension Expense and Deferred Outflows of Resources and Deferred Inflows of Resources

For the year ended September 30, 2023, the Sponsor will recognize a pension expense of \$333,922. On September 30, 2023, the Sponsor reported deferred outflows of resources and deferred inflows of resources related to pensions from the following sources:

	Deferred Outflow Funds	Deferred Inflow Funds
Differences Between Expected and Actual Experience	\$ 117,540	\$ 139,968
Changes in Assumptions	172,428	-
Net Difference Between Projected and Actual Earnings on Pension Plan Investments	460,440	-
Total	\$ 750,408	\$ 139,968

Other amounts reported as net deferred outflows of resources related to pensions will be recognized in pension expense as follows:

Year Ending September 30,	Amount
2024	\$ 226,028
2025	163,780
2026	246,693
2027	(26,061)
Total	\$ 610,440

**NOTES TO FINANCIAL STATEMENTS
CITY OF BUSHNELL, FLORIDA**

SCHEDULE OF CHANGES IN THE EMPLOYER'S NET PENSION LIABILITY

General Employees Pension Plan:	<u>2023</u>
Total Pension Liability	
Service Cost	\$ 58,789
Interest on the Total Pension Liability	349,414
Differences Between Expected and Actual Returns	92,591
Change in Assumptions	193,021
Benefit Payments, Including Refunds of Employee Contributions	<u>(98,962)</u>
Net Change in Total Pension Liability	594,853
Total Pension Liability, Beginning of Year	<u>4,649,543</u>
Total Pension Liability, End of Year (a)	<u>5,244,396</u>
Plan Fiduciary Net Position	
Contributions - Employer	94,252
Net Investment Income	437,919
Benefit Payments	<u>(98,962)</u>
Net Change in Plan Fiduciary Net Position	433,209
Plan Fiduciary Net Position, Beginning of Year	<u>4,103,873</u>
Plan Fiduciary Net Position, End of Year (b)	<u>4,537,082</u>
Net Pension Liability - Ending (a) - (b)	<u>\$ 707,314</u>
Plan Fiduciary Net Position as a Percentage of Total Pension Liability	86.51%
Covered Payroll	<u>\$ 812,519</u>
Net Pension Liability as a Percentage of Covered Payroll	87.05%

Aggregate Totals for Pension Related Items:

<u>Pension Plan</u>	<u>Net Pension Liability</u>	<u>Deferred Inflows of Resources</u>	<u>Deferred Outflows of Resources</u>	<u>Change in Pension Expense</u>
FRS	\$ -	\$ 32,521	\$ -	\$ (32,521)
HIS	-	26,412	-	(26,412)
General	707,314	139,968	750,408	(96,874)
	<u>\$ 707,314</u>	<u>\$ 198,901</u>	<u>\$ 750,408</u>	<u>\$ (155,807)</u>

Note 10 - Other Postemployment Benefits (OPEB)

The OPEB Plan is a single-employer benefit plan administered by the City. Pursuant to the provision of Section 112.0801, Florida Statutes, former employees who retire from the City are eligible to participate in the City's health plan for health and life insurance. The City subsidizes the premium rate paid by retirees by allowing them to participate in the OPEB Plan at a blended group (implicit subsidized) premium rate for both active and retired employees. In addition, the City provides 50% of their health and life premiums (explicit subsidy). The remaining 50% of the premiums are paid for by the employee, less their FRS subsidy (as applicable). The OPEB Plan does not issue a stand-alone report and is not included in the report of another entity.

**NOTES TO FINANCIAL STATEMENTS
CITY OF BUSHNELL, FLORIDA**

For the OPEB Plan, contributions requirements of the City are established and may be amended through action from the City Council. Currently, the City’s OPEB benefits are unfunded. The actual contributions are based on a pay-as-you-go financing requirement. There is no separate trust fund or equivalent arrangement into which the City would make contributions to advance-fund the obligation, as it does for its pension fund. The City funds the liquidation of the obligation through operating revenues for each of the respective funds.

The actuarial valuation, dated September 30, 2022, involves estimates of the value of reported amounts and assumptions about the probability of events far into the future. Examples include assumptions about future employment, mortality, and the health care cost trend.

Funding Policy—The numbers reflect a decision not to fund the program. Therefore, the contributions made to the program are assumed to be the benefits paid to retirees and administrative expenses. The City’s general fund is typically used to liquidate the OPEB liability.

Calculations are based upon the types of benefits provided under the terms of the substantive plan at the time of the valuation and on the pattern of sharing of costs between the employer and plan members to that point. Calculations reflect a long-term prospective, so methods and assumptions used include techniques that are designed to reduce short-term volatility in actuarial accrued liabilities and the actuarial value of assets.

Plan Membership as of September 30, 2022

Inactive Plan Members or Beneficiaries Currently Receiving Benefits	10
Covered Spouses	1
Active Plan Members	24
Total	35

For the actuarial valuation, dated September 30, 2022, the Entry Age (level % of pay) actuarial cost method was used. Select Actuarial Assumptions are listed in the table below:

Inflation:	2.50%
Salary Increases:	2.50%
Discount Rate:	4.77%
Initial Trend Rate:	7.25%
Ultimate Trend Rate:	4.00%
Years to Ultimate:	52

For all lives, mortality rates were RP-2000 Combined Healthy Mortality Tables projects to the valuation date using Projection Scale AA.

Discount Rate:

Given the City’s decision not to fund the program, all future benefit payments were discounted using a high-quality municipal bond rate of 4.77%. The high-quality municipal bond rate was based on the measurement date of the S&P Municipal Bond 20 Year High Grade Rate Index as published by S&P Dow Jones Indices. The S&P Municipal 20 Year High Grade Rate Index consists of bonds in the S&P Municipal Bond Index with a maturity of 20 years. Eligible bonds must be rated at least AA by Standard & Poor’s Ratings Services, Aa2 by Moody’s or AA by Fitch. If there are multiple ratings, the lowest rating is used.

**NOTES TO FINANCIAL STATEMENTS
CITY OF BUSHNELL, FLORIDA**

OPEB Expense:

For the year ended September 30, 2023, the Sponsor will recognize OPEB expense (revenue) \$(1,116,185).

Deferred Outflows

For the year ended September 30, 2023, deferred outflows related to OPEB consist of \$36,475 for benefits paid subsequent to the measurement date and will be recognized as a reduction of the liability in the subsequent period.

Changes in Total OPEB Liability

	Increases and Decreases in Total OPEB Liability
Reporting Period Ended September 30, 2022	\$ 2,131,012
Changes for a Year:	
Service Cost	97,908
Interest	53,500
Changes in Assumptions	(921,502)
Differences between Expected and Actual	(347,941)
Benefit Payments	(54,912)
Net Changes	(1,172,947)
Reporting Period Ended September 30, 2023	\$ 958,065

Changes of assumptions reflect a change in the discount rate from 2.43% for the reporting period ended September 30, 2022, to 4.77% for the reporting period ended September 30, 2023.

Sensitivity of the Total OPEB Liability to Changes in the Discount Rate

The following presents the total OPEB liability of the Sponsor, as well as what the Sponsor’s total OPEB liability would be if it were calculated using a discount rate that is one percentage-point lower or one percentage-point higher than the current discount rate:

	1% Decrease 3.77%	Current Discount Rate – 4.77%	1% Increase 5.77%
Total OPEB Liability	\$ 1,145,312	\$ 958,065	\$ 811,513

Sensitivity of the Total OPEB Liability to Changes in the Healthcare Cost Trend Rate

The following presents the total OPEB liability of the Sponsor, as well as what the Sponsor’s total OPEB liability would be if it were calculated using healthcare cost trend rates that are one percentage-point lower or one percentage-point higher than the current healthcare cost trend rates:

	1% Decrease 3.00% - 6.25%	Healthcare Cost Trend Rates 4.00% - 7.25%	1% Increase 5.00% - 8.25%
Total OPEB Liability	\$ 822,507	\$ 958,065	\$ 1,131,301

**NOTES TO FINANCIAL STATEMENTS
CITY OF BUSHNELL, FLORIDA**

Note 11 - Interfund Transfers, Advances, and Due To/Due From

Interfund Transfers

Transfers during the fiscal year ended September 30, 2023:

	Transfer to Funds	Transfers from Funds
Major Funds		
General Fund (1)(2)	\$ -	\$ 480,000
Cemetery Fund (2)	60,000	-
Water Utility Fund (3)	20,100	377,947
Wastewater Utility Fund (1)(3)	1,662,947	-
Electric Utility Fund (3)	-	885,100
Total Transfers	\$ 1,743,047	\$ 1,743,047

- (1) The City Transferred funds to Wastewater to supplement upcoming capital projects.
- (2) The City Transferred funds to Cemetery to supplement upcoming capital projects.
- (3) Transfers were made to the Wastewater Utility Fund to subsidize costs related to plant improvements. The City Council approved the permanent transfer of previously provided advances.

Due From/Due To Other Funds

There were no due from/due to other funds at fiscal year-end.

Note 12 - Other Disclosures

Allowances for Doubtful Accounts

Allowances for doubtful accounts at September 30, 2023, are as follows:

Electric Utility Fund	\$ 5,000
Water Utility Fund	2,500
Wastewater Fund	2,500
Sanitation Fund	1,500
Total Allowances for Doubtful Accounts	\$ 11,500

Note 13 - Risk Management

The City is exposed to various risks of loss related to torts; theft of, damage to, and destruction of assets; errors and omissions; and natural disasters. The City transfers risk of loss through the purchase of commercial insurance from the Florida League of Cities, Inc., and independent agencies. Insurance against losses are provided for the following types of risk:

**NOTES TO FINANCIAL STATEMENTS
CITY OF BUSHNELL, FLORIDA**

- Workers' Compensation and Employer's Liability
- General and Automobile Liability
- Real and Personal Property Damage
- Public Officials' Liability
- Accidental Death and Disability

The City's coverage for workers' compensation is under a retrospectively rated policy. Premiums are accrued based on the ultimate cost to-date of the City's experience for this type of risk. There have been no significant reductions in insurance coverage during fiscal year 2023. Settled claims have not exceeded the commercial excess coverage in any of the past three years.

Note 14 - Contingencies and Commitments

Commitments and Contingencies

The City has a construction commitment for the CDBG lift station project for a total commitment of \$700,000 with an accompanying grant award. As of September 30, 2023, the amount paid is \$212,096 with a remaining balance of approximately \$0 to be paid on the project.

The City has a City-Wide Vulnerability Study Assessment commitment for \$100,000. As of September 30, 2023, the amount paid is \$0 with a remaining balance of approximately \$100,000 to be paid on the project.

The City has a Water Facility Master Plan project commitment for \$655,400 (Legislative Appropriate). As of September 30, 2023, the amount paid is \$0 with a remaining balance of approximately \$655,400 to be paid on the project.

The City also experienced a tank rupture at the Wastewater Treatment Plant (SBR4 Repair project) with a commitment for \$1,050,000 from State Revolving Funds (SRF Loan). As of September 30, 2023, the amount paid is \$0 with a remaining balance of approximately \$1,050,000 to be paid on the project.

Note 15 - State and Federal Financial Assistance

During the fiscal year, the City did not expend greater than \$750,000 in state or federal financial assistance; therefore, an audit in accordance with the *Florida Single Audit Act or the Uniform Guidance* was not required.

Note 16 - American Rescue Plan Act (ARPA) Funds

ARPA was signed into law on March 11, 2021, to provide \$350 billion in additional funding for state and local governments. There are certain restrictions on how the City can utilize the funds. As of September 30, 2023, the City received total funding from the ARPA in the amount of \$1,594,217 and is shown in the Water and Wastewater Fund as unearned revenue for \$13,039, and \$159,609, respectively. Amount spent as of fiscal year-end was \$1,421,569.

REQUIRED SUPPLEMENTARY INFORMATION

The following supplementary schedules present trend information regarding the retirement plans for the City of Bushnell, Florida's General Employees and participants in the Florida Retirement System and other postemployment benefits. This information is necessary for a fair presentation in conformity with generally accepted accounting principles.

CITY OF BUSHNELL, FLORIDA
SCHEDULE OF NET CHANGES IN OTHER POSTEMPLOYMENT
BENEFITS (OPEB) PLAN LIABILITY
LAST 10 FISCAL YEARS*
(UNAUDITED)

Reporting Period Ending	9/30/2023	9/30/2022	9/30/2021	9/30/2020	9/30/2019	9/30/2018
Measurement Date	9/30/2022	9/30/2021	9/30/2020	9/30/2019	9/30/2018	9/30/2017
Total OPEB Liability						
Service Costs	\$ 97,908	\$ 102,517	\$ 59,226	\$ 50,203	\$ 94,194	\$ 91,897
Interest	53,500	47,948	57,430	56,629	46,721	39,404
Changes in Benefit Terms	-	-	-	-	-	-
Difference Between Expected and Actual Experience	(347,941)	-	328,661	-	(140,193)	-
Changes in Assumptions	(921,502)	(131,630)	188,370	162,507	138,802	(117,758)
Benefit Payments	(54,912)	(51,320)	(30,051)	(27,825)	(20,880)	(19,200)
Net Change in Total OPEB Liability	(1,172,947)	(32,485)	603,636	241,514	118,644	(5,657)
Total OPEB Liability - Beginning	2,131,012	2,163,497	1,559,861	1,318,347	1,199,703	1,205,360
Total OPEB Liability - Ending	\$ 958,065	\$ 2,131,012	\$ 2,163,497	\$ 1,559,861	\$ 1,318,347	\$ 1,199,703
Covered-Employee Payroll (Projected)	\$ 1,501,886	\$ 1,756,209	\$ 1,713,375	\$ 1,225,842	\$ 1,195,944	\$ 1,430,899
Total OPEB Liability as a Percentage of Covered-Employee	63.79%	121.34%	126.27%	127.25%	110.23%	83.84%

Notes to Schedule:

Changes of assumptions. Changes of assumptions and other inputs reflect the effects of changes in the discount rate each period. The following are the discount rates used in each period:

Fiscal Year Ended September 30, 2023:	4.77%
Fiscal Year Ended September 30, 2022:	2.43%
Fiscal Year Ended September 30, 2021:	2.14%
Fiscal Year Ended September 30, 2020:	3.58%
Fiscal Year Ended September 30, 2019:	4.18%
Fiscal Year Ended September 30, 2018:	3.64%

* GASB Statement No. 75 was adopted for the 2018 fiscal year and the 10-year trend information will be developed from that date forward.

Covered-Employee Payroll: Covered-Employee payroll is projected to the measurement date based on actual covered payroll as of the valuation data using applicable salary increase assumptions.

Benefit Payments: The Plan sponsor did not provide actual net benefits paid by the Plan for the fiscal year ended on September 30, 2023.

Expected model for the same net benefit payments produced by the valuation period are shown in the table above.

There are no assets accumulated in a trust that meet the criteria of GASB codification P22.101 or P52.101 to pay related benefits for the OPEB plan.

CITY OF BUSHNELL, FLORIDA
SCHEDULE OF CHANGES IN THE EMPLOYER'S NET PENSION
LIABILITY AND RELATED RATIOS
LAST 10 FISCAL YEARS
(UNAUDITED)

GENERAL EMPLOYEES' PENSION PLAN

	2023	2022	2021	2020	2019	2018	2017	2016	2015	2014
Total Pension Liability										
Service Cost	\$ 58,789	\$ 73,380	\$ 91,085	\$ 84,305	\$ 86,902	\$ 108,021	\$ 117,318	\$ 113,579	\$ 117,691	\$ 123,708
Interest on the Total Pension Liability	349,414	347,269	305,131	286,802	265,901	252,003	224,678	192,514	173,476	152,883
Change in Benefit Terms	-	-	1,068	-	-	-	-	-	-	-
Differences Between Expected and Actual Returns	92,591	(279,934)	223,246	18,698	(44,314)	(130,843)	36,318	(3,405)	(35,779)	-
Change in Assumptions	193,021	-	174,992	(106,766)	-	-	-	117,742	-	-
Benefit Payments, Including Refunds of Employee Contributions	(98,962)	(96,079)	(71,284)	(37,465)	(34,939)	(22,540)	(10,312)	(7,992)	(3,261)	(6,460)
Net Change in Total Pension Liability	594,853	44,636	724,238	245,574	273,550	206,641	368,002	412,438	252,127	270,131
Total Pension Liability, Beginning of Year	4,649,543	4,604,907	3,880,669	3,635,095	3,361,545	3,154,904	2,786,902	2,374,464	2,122,337	1,852,206
Total Pension Liability, End of Year (a)	\$ 5,244,396	\$ 4,649,543	\$ 4,604,907	\$ 3,880,669	\$ 3,635,095	\$ 3,361,545	\$ 3,154,904	\$ 2,786,902	\$ 2,374,464	\$ 2,122,337
Plan Fiduciary Net Position										
Contributions - Employer	\$ 94,252	\$ 95,082	\$ 110,452	\$ 127,464	\$ 150,737	\$ 163,419	\$ 164,850	\$ 172,625	\$ 171,231	\$ 176,075
Net Investment Income	437,919	(982,270)	866,594	471,704	80,816	319,154	311,038	175,725	(39,743)	173,326
Benefit Payments	(98,962)	(96,079)	(71,284)	(37,465)	(34,939)	(22,540)	(10,312)	(7,992)	(3,260)	(6,460)
Administrative Expense	-	-	(9,157)	(10,898)	(10,662)	(11,815)	(12,332)	(9,442)	(13,316)	(5,524)
Net Change in Plan Fiduciary Net Position	433,209	(983,267)	896,605	550,805	185,952	448,218	453,244	330,916	114,912	337,417
Plan Fiduciary Net Position, Beginning of Year	4,103,873	5,087,140	4,190,535	3,639,730	3,453,778	3,005,560	2,552,316	2,221,400	2,106,488	1,769,071
Plan Fiduciary Net Position, End of Year (b)	\$ 4,537,082	\$ 4,103,873	\$ 5,087,140	\$ 4,190,535	\$ 3,639,730	\$ 3,453,778	\$ 3,005,560	\$ 2,552,316	\$ 2,221,400	\$ 2,106,488
Net Pension Liability (Asset) - Ending (a) - (b)	\$ 707,314	\$ 545,670	\$ (482,233)	\$ (309,866)	\$ (4,635)	\$ (92,233)	\$ 149,344	\$ 234,586	\$ 153,064	\$ 15,849
Plan Fiduciary Net Position as a Percentage of Total Pension Liability (Asset)	86.51%	88.26%	110.47%	107.98%	100.13%	95.27%	95.27%	91.58%	93.55%	99.25%
Covered Payroll*	\$ 812,519	\$ 677,739	\$ 814,612	\$ 855,462	\$ 837,429	\$ 878,597	\$ 1,012,672	\$ 984,220	\$ 968,164	\$ 989,185
Net Pension Liability as a Percentage of Covered Payroll	87.05%	80.51%	-59.20%	-36.22%	0.55%	-10.50%	14.75%	23.83%	15.81%	1.60%

**The Covered Payroll numbers shown are in compliance with GASB Statement No. 82.

Changes of Assumptions:

For measurement date September 30, 2018, as a result of Chapter 2015-157, Laws of Florida, the assumed rates of mortality were changed to the assumptions used by the Florida Retirement System (FRS).

The inflation assumption rate was lowered from 3.00% to 2.30%, matching the long-term inflation assumption utilized by the Plan's investment consultant.

For measurement date September 30, 2020, as mandated by Chapter 2015-157, Laws of Florida, the assumed rates of mortality were changed to the rates used in Milliman's July 1, 2019, FRS valuation report for non-special risk employees.

For measurement date September 30, 2021, the investment rate of return was lowered from 7.75% to 7.50% per year, net of investment related expenses.

Changes of Benefit Terms:

For measurement date September 30, 2021, amounts reported as changes of benefit terms resulted from Ordinance No. 2020-13 and updated the definition of Joint Annuitant but was not valued in the October 1, 2020, actuarial valuation.

**CITY OF BUSHNELL, FLORIDA
GENERAL EMPLOYEES' PENSION PLAN
SCHEDULE OF CONTRIBUTIONS
LAST 10 FISCAL YEARS**

	9/30/2023	9/30/2022	9/30/2021	9/30/2020	9/30/2019	9/30/2018	9/30/2017	9/30/2016	9/30/2015	9/30/2014
Actuarially Determined										
Contribution	\$ 94,252	\$ 95,561	\$ 109,973	\$ 127,464	\$ 150,737	\$ 163,419	\$ 171,142	\$ 166,333	\$ 171,231	\$ 176,075
Contributions in Relation to the Actuarially Determined Contribution	94,252	95,082	110,452	127,464	150,737	163,419	164,850	172,625	171,231	176,075
Contribution Deficiency (Excess)	\$ -	\$ 479	\$ (479)	\$ -	\$ -	\$ -	\$ 6,292	\$ (6,292)	\$ -	\$ -
Covered Payroll ¹	\$ 812,519	\$ 677,739	\$ 814,612	\$ 855,462	\$ 837,429	\$ 878,597	\$ 1,012,672	\$ 984,220	\$ 968,164	\$ 989,185
Contributions as a Percentage of Covered Payroll	11.60%	14.03%	13.56%	14.90%	18.00%	18.60%	16.28%	17.54%	17.69%	17.80%

¹ - The Covered Payroll numbers shown are in compliance with GASB Statement No. 82.

Notes to Schedule

Valuation Date:

October 1, 2022

Actuarially determined contribution rates are calculated as of October 1, two years prior to the end of the fiscal year in which contributions are reported.

Methods and Assumptions Used to Determine Contribution Rates:

Funding Method:

Entry Age Normal Actuarial Cost Method

Asset Valuation Method:

Each year, the prior Actuarial Value of Assets is brought forward utilizing the historical geometric four-year average fair value return (net of fees). It is possible that over time this technique will produce an insignificant bias over or below fair value of assets.

Salary Increases:

6.0% per year until the assumed retirement age.

Interest Rate:

7.75% per year compounded annually, net of investment related expenses.

Payroll Growth:

None for amortizing UAAL.

Retirement Age:

Earlier of age 62 or 30 years of service, regardless of age. Also, any Member who has reached Normal Retirement is assumed to continue employment for one additional year.

Early Retirement:

Beginning at 10 years of service, Members are assumed to retire with an immediate subsidized benefit at the rate of 3.0% per year.

Termination Rates:

See table below.

Disability Rates:

Female: 100% RP2000 Disabled Female set forward two years.
Male: 100% RP2000 Disabled Male set back four years.

The above assumption rates were mandated by Chapter 2015-157, Laws of Florida. This law mandates the use of the assumption used in either of the two most recent valuations of the Florida Retirement System (FRS). The above rates are those outlined in Milliman's July 1, 2015 FRS valuation report for other than special-risk employees. We feel this assumption sufficiently accommodates future mortality improvements.

This assumption was developed from those used by other plans containing Florida Municipal General Employees. It is assumed that 25% of disablements that occur are service related.

Termination and Disability Rate Table:

Age	% Terminating During the Year	% Terminating During the Year	% Becoming Disabled the Year
	20	17.2%	17.2%
30	15.0%	15.0%	0.06%
40	8.2%	8.2%	0.12%
50	1.7%	1.7%	0.43%
60	0.5%	0.5%	1.61%

**CITY OF BUSHNELL, FLORIDA
GENERAL EMPLOYEES' PENSION PLAN
SCHEDULE OF INVESTMENT RETURNS
LAST 10 FISCAL YEARS**

	September 30, 2023	September 30, 2022	September 30, 2021	September 30, 2020	September 30, 2019	September 30, 2018	September 30, 2017	September 30, 2016	September 30, 2015	September 30, 2014
Annual Money-Weighted Rate of Return Net of Investment Expense	10.73%	-19.39%	20.65%	12.87%	2.32%	10.44%	11.96%	7.71%	-1.84%	9.50%

STATISTICAL SECTION

STATISTICAL SECTION

This part of the City of Bushnell, Florida’s annual comprehensive financial report presents detailed information as a context for understanding what the information in the financial statements, note disclosures, and required supplementary information says about the government’s overall financial health.

Table of Contents

Financial Trends

These schedules contain trend information to help the reader understand how the government’s financial performance and well-being have changed over time 62

Revenue Capacity

These schedules contain information to help the reader assess the government’s most significant local revenue source, the property tax..... 72

Debt Capacity

These schedules present information to help the reader assess the affordability of the government’s current level of outstanding debt and the government’s ability to issue additional debt in the future..... 76

Demographic and Economic Information

These schedules offer demographic and economic indicators to help the reader understand the environment within which the government’s financial activities take place 83

Operating Information

These schedules contain service and infrastructure data to help the reader understand how the information in the government’s financial report related to the services the government provides and the activities it performs..... 86

CITY OF BUSHNELL, FLORIDA
NET POSITION BY COMPONENT
(ACCRUAL BASIS OF ACCOUNTING)
LAST TEN FISCAL YEARS

	<u>2014</u>	<u>2015</u>	<u>2016</u>	<u>2017</u>
Governmental Activities				
Net Investment in Capital Assets	\$ 7,278,421	\$ 7,019,909	\$ 7,291,967	\$ 7,414,870
Restricted	437,513	434,307	433,160	430,564
Unrestricted	612,756	961,245	572,523	769,903
Total Governmental Activities, Net Assets	<u>\$ 8,328,690</u>	<u>\$ 8,415,461</u>	<u>\$ 8,297,650</u>	<u>\$ 8,615,337</u>
Business-Type Activities				
Net Investment in Capital Assets	\$ 11,937,502	\$ 12,029,468	\$ 12,560,955	\$ 12,791,519
Restricted	202,764	174,313	175,567	78,797
Unrestricted	1,976,872	1,611,442	1,577,201	1,874,111
Total Business-Type Activities, Net Assets	<u>\$ 14,117,138</u>	<u>\$ 13,815,223</u>	<u>\$ 14,313,723</u>	<u>\$ 14,744,427</u>
Primary Government				
Net Investment in Capital Assets	\$ 19,215,923	\$ 19,049,377	\$ 19,852,922	\$ 20,206,389
Restricted	640,277	608,620	608,727	509,361
Unrestricted	2,589,628	2,572,687	2,149,724	2,644,014
Total Primary Government, Net Assets	<u>\$ 22,445,828</u>	<u>\$ 22,230,684</u>	<u>\$ 22,611,373</u>	<u>\$ 23,359,764</u>

<u>2018</u>	<u>2019</u>	<u>2020</u>	<u>2021</u>	<u>2022</u>	<u>2023</u>
\$ 7,457,263	\$ 7,541,557	\$ 7,612,432	\$ 7,794,197	\$ 8,744,715	\$ 9,527,219
422,366	437,917	434,795	517,772	404,920	470,044
<u>1,160,544</u>	<u>1,977,752</u>	<u>2,761,253</u>	<u>3,972,343</u>	<u>4,702,869</u>	<u>6,181,528</u>
<u>\$ 9,040,173</u>	<u>\$ 9,957,226</u>	<u>\$ 10,808,480</u>	<u>\$ 12,284,312</u>	<u>\$ 13,852,504</u>	<u>\$ 16,178,791</u>
\$ 11,535,696	\$ 12,674,912	\$ 14,695,872	\$ 14,872,837	\$ 16,573,929	\$ 18,489,893
250,322	78,295	555,982	197,672	78,295	62,636
<u>3,487,075</u>	<u>2,304,172</u>	<u>2,379,279</u>	<u>3,220,007</u>	<u>4,101,171</u>	<u>6,577,555</u>
<u>\$ 15,273,093</u>	<u>\$ 15,057,379</u>	<u>\$ 17,631,133</u>	<u>\$ 18,290,516</u>	<u>\$ 20,753,395</u>	<u>\$ 25,130,084</u>
\$ 18,992,959	\$ 20,216,469	\$ 22,308,304	\$ 22,667,034	\$ 25,318,644	\$ 28,017,112
748,368	516,212	990,777	715,444	483,215	532,680
<u>4,571,939</u>	<u>4,281,924</u>	<u>5,140,532</u>	<u>7,192,350</u>	<u>8,804,040</u>	<u>12,759,083</u>
<u>\$ 24,313,266</u>	<u>\$ 25,014,605</u>	<u>\$ 28,439,613</u>	<u>\$ 30,574,828</u>	<u>\$ 34,605,899</u>	<u>\$ 41,308,875</u>

CITY OF BUSHNELL, FLORIDA
CHANGES IN NET POSITION
(ACCRUAL BASIS OF ACCOUNTING)
LAST TEN FISCAL YEARS

	<u>2014</u>	<u>2015</u>	<u>2016</u>	<u>2017</u>
Expenses				
Governmental Activities:				
General Government	\$ 596,643	\$ 560,069	\$ 859,520	\$ 617,735
Public Safety	739,120	771,866	812,193	866,108
Physical Environment	30,421	22,125	21,948	22,404
Transportation	522,138	553,182	579,179	479,653
Culture and Recreation	377,783	402,812	431,025	425,202
Interest on Long-Term Debt	108,808	103,113	98,012	90,515
Total Governmental Activities Expenses	<u>2,374,913</u>	<u>2,413,167</u>	<u>2,801,877</u>	<u>2,501,617</u>
Business-Type Activities:				
Electric Utility	2,899,397	2,839,723	3,004,092	2,923,862
Water Utility	659,828	723,042	876,480	700,485
Sanitation	449,371	451,514	449,422	462,545
Wastewater Utility	1,083,920	1,056,120	1,086,919	1,081,733
Total Business-Type Activities Expenses	<u>5,092,516</u>	<u>5,070,399</u>	<u>5,416,913</u>	<u>5,168,625</u>
Total Primary Government Expenses	<u>\$ 7,467,429</u>	<u>\$ 7,483,566</u>	<u>\$ 8,218,790</u>	<u>\$ 7,670,242</u>
Program Revenues				
Governmental Activities:				
Charges for Services:				
General Government	\$ 58,593	\$ 63,388	\$ 441,334	\$ 639,199
Culture and Recreation	54,245	55,265	55,055	45,797
Other Activities	15,389	35,555	28,664	45,170
Operating Grants and Contributions	2,610	-	-	140,488
Capital Grants and Contributions	118,640	-	164,518	-
Total Governmental Activities	<u>249,477</u>	<u>154,208</u>	<u>689,571</u>	<u>870,654</u>
Business-Type Activities:				
Electric Utility	3,255,251	3,066,573	3,088,518	3,166,300
Water Utility	635,787	676,249	778,311	816,780
Sanitation	546,704	546,656	555,800	587,253
Wastewater Utility	721,295	789,946	896,701	893,205
Operating Grants and Contributions	3,390	1,942	4,510	2,042
Capital Grants and Contributions	912,789	84,743	-	79,374
Total Business-Type Activities	<u>6,075,216</u>	<u>5,166,109</u>	<u>5,323,840</u>	<u>5,544,954</u>
Total Primary Government Program Revenues	<u>\$ 6,324,693</u>	<u>\$ 5,320,317</u>	<u>\$ 6,013,411</u>	<u>\$ 6,415,608</u>
Net (Expense)/Revenue				
Governmental Activities	\$ (2,125,436)	\$ (2,258,959)	\$ (2,112,306)	\$ (1,630,963)
Business-Type Activities	982,700	95,710	(93,073)	376,329
Total Primary Government	<u>\$ (1,142,736)</u>	<u>\$ (2,163,249)</u>	<u>\$ (2,205,379)</u>	<u>\$ (1,254,634)</u>
Net Expense/Revenues	<u>\$ (1,142,736)</u>	<u>\$ (2,163,249)</u>	<u>\$ (2,205,379)</u>	<u>\$ (1,254,634)</u>

<u>2018</u>	<u>2019</u>	<u>2020</u>	<u>2021</u>	<u>2022</u>	<u>2023</u>
\$ 630,896	\$ 801,554	\$ 765,491	\$ 789,849	\$ 860,080	\$ 655,441
787,138	880,557	988,082	1,000,238	1,030,640	846,021
21,783	21,503	39,620	47,149	28,834	22,441
514,543	677,913	643,400	673,453	618,540	392,375
387,853	427,464	367,305	375,188	397,771	494,388
91,186	98,612	92,109	84,127	75,893	67,196
<u>2,433,399</u>	<u>2,907,603</u>	<u>2,896,007</u>	<u>2,970,004</u>	<u>3,011,758</u>	<u>2,477,862</u>
2,843,389	3,140,714	4,623,824	5,516,915	7,837,104	7,205,367
607,011	749,251	654,814	723,610	773,466	929,352
528,276	605,606	582,218	674,571	642,966	672,688
1,201,125	1,170,205	1,093,807	1,166,640	1,278,709	1,108,968
<u>5,179,801</u>	<u>5,665,776</u>	<u>6,954,663</u>	<u>8,081,736</u>	<u>10,532,245</u>	<u>9,916,375</u>
<u>\$ 7,613,200</u>	<u>\$ 8,573,379</u>	<u>\$ 9,850,670</u>	<u>\$ 11,051,740</u>	<u>\$ 13,544,003</u>	<u>\$ 12,394,237</u>
\$ 813,480	\$ 1,547,087	\$ 1,909,055	\$ 2,087,953	\$ 2,239,968	\$ 2,210,363
41,710	41,161	8,673	6,860	16,941	52,975
54,489	43,906	52,325	70,956	30,324	25,757
67,624	38,941	31,650	8,714	768	8,087
-	563	9,971	178,015	322,968	-
<u>977,303</u>	<u>1,671,658</u>	<u>2,011,674</u>	<u>2,352,498</u>	<u>2,610,969</u>	<u>2,297,182</u>
3,128,696	3,089,209	5,664,385	5,916,112	8,012,477	7,735,051
1,201,662	788,701	759,554	776,868	859,249	978,498
601,529	628,489	655,497	672,436	696,789	805,565
899,314	900,568	996,766	1,135,895	1,175,571	1,237,669
2,683	1,716	2,772	-	-	5,381
25,680	68,603	1,107,611	225,751	1,896,933	2,705,765
<u>5,859,564</u>	<u>5,477,286</u>	<u>9,186,585</u>	<u>8,727,062</u>	<u>12,641,019</u>	<u>13,467,929</u>
<u>\$ 6,836,867</u>	<u>\$ 7,148,944</u>	<u>\$ 11,198,259</u>	<u>\$ 11,079,560</u>	<u>\$ 15,251,988</u>	<u>\$ 15,765,111</u>
\$ (1,456,096)	\$ (1,235,945)	\$ (884,333)	\$ (617,506)	\$ (400,789)	\$ (180,680)
679,763	(188,490)	2,231,922	645,326	2,108,774	3,551,554
<u>\$ (776,333)</u>	<u>\$ (1,424,435)</u>	<u>\$ 1,347,589</u>	<u>\$ 27,820</u>	<u>\$ 1,707,985</u>	<u>\$ 3,370,874</u>

CITY OF BUSHNELL, FLORIDA
CHANGES IN NET POSITION
(ACCRUAL BASIS OF ACCOUNTING)
LAST TEN FISCAL YEARS
(Concluded)

	<u>2014</u>	<u>2015</u>	<u>2016</u>	<u>2017</u>
General Revenues and Other Changes				
in Net Position				
Governmental Activities:				
Taxes				
Property Taxes	\$ 559,415	\$ 561,900	\$ 580,866	\$ 580,866
Franchise Taxes	352,356	348,432	354,499	354,499
Public Service Taxes	297,504	286,865	296,447	296,447
Other Taxes	310,889	319,106	316,607	316,607
State-Shared Revenues (Unrestricted)	371,816	379,010	396,224	396,224
Investment Earnings	449	51	8	8
Landfill Surcharge	406,726	-	-	-
Gain (Loss) on Disposition of Capital Assets	89,715	1,020	5,356	5,356
Miscellaneous	40,114	106,186	48,643	48,643
Transfers	181,499	(8,075)	(50,000)	(50,000)
Total Governmental Activities	<u>2,610,483</u>	<u>1,994,495</u>	<u>1,948,650</u>	<u>1,948,650</u>
Business-Type Activities:				
Investment Earnings	3,326	2,197	4,375	4,375
CR3 Settlement Proceeds	2,556	-	-	-
Gain (Loss) on Disposition of Capital Assets	1,580	2,105	-	-
Miscellaneous	-	843	-	-
Contribution from Other Government	-	578,353	-	-
Transfers	(181,499)	8,075	50,000	50,000
Total Business-Type Activities	<u>(174,037)</u>	<u>591,573</u>	<u>54,375</u>	<u>54,375</u>
Total Primary Government	<u>\$ 2,436,446</u>	<u>\$ 2,586,068</u>	<u>\$ 2,003,025</u>	<u>\$ 2,003,025</u>
Change in Net Position				
Governmental Activities	\$ 485,047	\$ (264,464)	\$ (163,656)	\$ 317,687
Business-Type Activities	808,663	687,283	(38,698)	430,704
Total Primary Government	<u>\$ 1,293,710</u>	<u>\$ 422,819</u>	<u>\$ (202,354)</u>	<u>\$ 748,391</u>

	<u>2018</u>	<u>2019</u>	<u>2020</u>	<u>2021</u>	<u>2022</u>	<u>2023</u>
\$	575,954	\$ 593,883	\$ 613,637	\$ 615,256	\$ 615,944	\$ 658,624
	374,512	350,994	443,446	454,614	534,352	697,152
	320,819	328,640	171,743	165,470	190,583	225,306
	341,771	353,688	350,897	390,729	446,036	587,736
	408,374	418,920	402,970	425,864	469,957	607,914
	68	7,551	7,549	572	(5,350)	52,568
	-	-	-	-	-	-
	598	-	-	1,470	-	-
	55,338	49,322	70,345	39,363	67,459	97,667
	-	50,000	(325,000)	-	(350,000)	(420,000)
	<u>2,077,434</u>	<u>2,152,998</u>	<u>1,735,587</u>	<u>2,093,338</u>	<u>1,968,981</u>	<u>2,506,967</u>
	10,720	22,776	16,832	975	4,105	48,101
	-	-	-	-	-	-
	-	-	-	13,082	-	-
	-	-	-	-	-	357,034
	-	-	-	-	-	-
	-	(50,000)	325,000	-	350,000	420,000
	<u>10,720</u>	<u>(27,224)</u>	<u>341,832</u>	<u>14,057</u>	<u>354,105</u>	<u>825,135</u>
\$	<u>2,088,154</u>	<u>2,125,774</u>	<u>2,077,419</u>	<u>2,107,395</u>	<u>2,323,086</u>	<u>3,332,102</u>
\$	621,338	\$ 917,053	\$ 851,254	\$ 1,475,832	\$ 1,568,192	\$ 2,326,287
	690,483	(215,714)	2,573,754	659,383	2,462,879	4,376,689
\$	<u>1,311,821</u>	<u>701,339</u>	<u>3,425,008</u>	<u>2,135,215</u>	<u>4,031,071</u>	<u>6,702,976</u>

**CITY OF BUSHNELL, FLORIDA
GOVERNMENTAL ACTIVITIES TAX REVENUES BY SOURCE
ACCRUAL BASIS OF ACCOUNTING
LAST 10 FISCAL YEARS**

68

<u>Fiscal Year</u>	<u>Property Taxes</u>	<u>Franchise Fees</u>	<u>Utility Taxes</u>	<u>Sale Use and Gas Tax</u>	<u>Total Taxes</u>
2014	\$ 559,415	\$ 154,507	\$ 462,456	\$ 353,386	\$ 1,529,764
2015	559,415	154,170	456,556	350,023	1,520,164
2016	561,900	152,814	482,483	319,106	1,516,303
2017	580,866	354,499	296,447	316,607	1,548,419
2018	575,954	374,512	320,819	341,771	1,613,056
2019	593,883	350,994	328,640	353,688	1,627,205
2020	613,637	443,446	171,743	350,897	1,579,723
2021	615,944	534,352	190,583	446,036	1,786,915
2022	615,944	534,352	190,584	446,036	1,786,916
2023	658,624	697,152	202,099	587,736	2,145,611

Information Source:
Audited Financial Reports

**CITY OF BUSHNELL, FLORIDA
 FUND BALANCES OF GOVERNMENTAL FUNDS
 (MODIFIED ACCRUAL BASIS OF ACCOUNTING)
 LAST TEN FISCAL YEARS**

	<u>2014</u>	<u>2015</u>	<u>2016</u>	<u>2017</u>	<u>2018</u>	<u>2019</u>	<u>2020</u>	<u>2021</u>	<u>2022</u>	<u>2023</u>
General Fund										
Restricted	\$ -	\$ -	\$ -	\$ -	\$ -	\$ -	\$ -	\$ -	\$ -	\$ -
Committed	-	233,075	-	-	-	-	-	-	-	-
Assigned	309,934	513,432	513,432	513,432	513,432	513,432	1,727,392	1,246,896	1,358,619	1,358,619
Unassigned	606,222	813,292	710,526	908,970	1,407,631	2,473,365	2,172,357	4,175,775	4,699,052	5,542,116
Total General Fund	<u>\$ 916,156</u>	<u>\$ 1,559,799</u>	<u>\$ 1,223,958</u>	<u>\$ 1,422,402</u>	<u>\$ 1,921,063</u>	<u>\$ 2,986,797</u>	<u>\$ 3,899,749</u>	<u>\$ 5,422,671</u>	<u>\$ 6,057,671</u>	<u>\$ 6,900,735</u>
All Other Governmental Funds										
Restricted	\$ 437,513	\$ 434,307	\$ 433,160	\$ 430,564	\$ 422,366	\$ 437,917	\$ 434,795	\$ 422,655	\$ 404,920	\$ 470,044
Unassigned	-	-	-	-	-	-	-	-	-	-
Total All Other Governmental Funds	<u>\$ 437,513</u>	<u>\$ 434,307</u>	<u>\$ 433,160</u>	<u>\$ 430,564</u>	<u>\$ 422,366</u>	<u>\$ 437,917</u>	<u>\$ 434,795</u>	<u>\$ 422,655</u>	<u>\$ 404,920</u>	<u>\$ 470,044</u>

CITY OF BUSHNELL, FLORIDA
CHANGES IN FUND BALANCES OF GOVERNMENTAL FUNDS
(MODIFIED ACCRUAL BASIS OF ACCOUNTING)
LAST TEN FISCAL YEARS

	<u>2014</u>	<u>2015</u>	<u>2016</u>	<u>2017</u>	<u>2018</u>
Revenues					
Taxes	\$ 1,529,758	\$ 1,520,164	\$ 1,516,303	\$ 1,548,420	\$ 1,613,056
Licenses and Permits	58,593	63,388	78,676	78,108	66,948
Intergovernmental	365,710	372,651	543,527	536,713	475,998
Charges for Services	60,898	67,989	67,827	55,184	45,736
Fines and Forfeitures	5,486	22,832	15,892	35,783	50,464
Landfill Fees	289,673	406,726	362,659	561,091	746,533
Leases and Rentals	-	-	-	-	-
Investment Earnings (Losses)	-	-	-	-	-
Miscellaneous	52,381	39,727	94,451	54,005	56,002
Total Revenues	<u>2,362,499</u>	<u>2,493,477</u>	<u>2,679,335</u>	<u>2,869,304</u>	<u>3,054,737</u>
Expenditures					
General Government	532,925	503,710	787,625	578,991	622,558
Public Safety	728,957	754,066	795,356	837,311	780,868
Physical Environment	27,485	17,882	17,800	17,069	18,702
Transportation	368,088	388,924	404,605	321,401	364,405
Culture and Recreation	265,754	290,625	324,052	329,576	293,815
Capital Outlay	114,848	95,210	470,375	351,097	268,681
Debt Service:					
Principal	119,825	115,559	110,423	116,093	124,059
Interest	108,808	103,113	98,012	92,343	91,186
Total Expenditures	<u>(2,266,690)</u>	<u>(2,269,089)</u>	<u>(3,008,248)</u>	<u>(2,643,881)</u>	<u>(2,564,274)</u>
(Deficiency) Excess of Revenues (Under) Over Expenditures	<u>95,809</u>	<u>224,388</u>	<u>(328,913)</u>	<u>225,423</u>	<u>490,463</u>
Other Financing Sources (Uses)					
Transfers (Out)	-	(43,501)	(233,075)	(100,000)	(50,000)
Transfers In	357,196	225,000	225,000	50,000	50,000
Sale of Capital Assets	-	234,550	-	20,425	-
Total Other Financing Sources (Uses)	<u>357,196</u>	<u>416,049</u>	<u>(8,075)</u>	<u>(29,575)</u>	<u>-</u>
Net Change in Fund Balances	<u>\$ 453,005</u>	<u>\$ 640,437</u>	<u>\$ (336,988)</u>	<u>\$ 195,848</u>	<u>\$ 490,463</u>
Debt Service as a Percentage of Non-Capital Expenditures	10.62%	10.06%	8.21%	9.09%	9.38%

2019	2020	2021	2022	2023
\$ 1,627,003	\$ 1,579,723	\$ 1,626,067	\$ 1,786,916	\$ 2,168,818
45,492	33,398	49,634	137,696	121,370
427,094	416,328	603,878	793,693	616,001
66,221	48,550	24,890	32,925	68,686
43,904	52,325	60,156	15,339	11,197
1,501,594	1,875,657	2,038,318	2,102,272	2,088,993
-	-	-	63,336	35,731
-	-	-	(3,775)	52,568
63,348	66,280	41,423	1,548	2,377
<u>3,774,656</u>	<u>4,072,261</u>	<u>4,444,366</u>	<u>4,929,950</u>	<u>5,165,741</u>
636,439	675,320	697,396	802,909	768,486
847,866	930,285	869,855	1,031,219	1,131,327
15,779	31,385	31,654	26,438	20,059
403,556	406,107	416,352	395,844	323,940
295,127	270,012	271,387	291,947	407,712
329,360	295,323	426,544	1,192,602	1,022,828
116,632	136,890	137,739	145,833	154,412
98,612	92,109	84,127	75,893	67,196
<u>(2,743,371)</u>	<u>(2,837,431)</u>	<u>(2,935,054)</u>	<u>(3,962,685)</u>	<u>(3,895,960)</u>
<u>1,031,285</u>	<u>1,234,830</u>	<u>1,509,312</u>	<u>967,265</u>	<u>1,269,781</u>
-	(325,000)	-	(350,000)	(480,000)
50,000	-	-	-	60,000
-	-	1,470	-	58,407
<u>50,000</u>	<u>(325,000)</u>	<u>1,470</u>	<u>(350,000)</u>	<u>(361,593)</u>
<u>\$ 1,081,285</u>	<u>\$ 909,830</u>	<u>\$ 1,510,782</u>	<u>\$ 617,265</u>	<u>\$ 908,188</u>
8.92%	9.01%	8.84%	8.00%	7.71%

**CITY OF BUSHNELL, FLORIDA
 ASSESSED AND ESTIMATED ACTUAL VALUE OF TAXABLE PROPERTY
 LAST TEN FISCAL YEARS**

Fiscal Year	Real Property Assessed Value	Personal Property Assessed Value	Total Taxable Assessed Value	Total Direct Tax Rate	Estimated Actual Taxable Value	Assessed Value as a Percentage of Actual Value
2014	\$ 126,836,381	\$ 21,966,315	\$ 148,802,696	4.944	\$ 172,355,396	86%
2015	137,745,867	22,420,496	160,166,363	4.823	184,197,453	87%
2016	141,976,239	25,427,658	167,403,897	4.566	194,814,518	86%
2017	149,238,239	21,580,018	170,818,657	4.511	205,343,372	83%
2018	160,619,551	26,736,079	187,355,630	4.230	227,307,190	82%
2019	179,435,359	25,884,197	205,319,556	3.869	257,093,198	80%
2020	191,519,161	23,552,197	215,071,358	3.722	258,584,720	83%
2021	204,560,877	23,183,797	227,744,674	3.569	275,032,028	83%
2022	218,377,907	24,974,617	243,352,524	3.569	292,694,688	83%
2023	240,027,467	29,666,007	270,205,808	3.569	329,381,761	82%

72

Information Source:
 Sumter County Property Appraiser

**CITY OF BUSHNELL, FLORIDA
PROPERTY TAX RATES DIRECT AND OVERLAPPING
LAST TEN FISCAL YEARS**

Fiscal Year	City of Bushnell		Overlapping Rates			Total Direct and Overlapping
	Operating Millage	Total Direct Rate	County		School Millage	
			County Millage	Total County		
2014	4.944	4.944	6.266	6.266	6.026	17.928
2015	4.823	4.823	6.049	6.049	5.867	17.236
2016	4.566	4.566	5.922	5.922	5.780	16.267
2017	4.511	4.511	5.833	5.833	5.692	16.036
2018	4.230	4.230	5.337	5.337	5.507	15.073
2019	3.869	3.869	7.010	7.010	5.420	16.299
2020	3.722	3.722	6.698	6.698	5.352	15.772
2021	3.569	3.569	6.404	6.404	5.146	15.119
2022	3.569	3.569	5.816	5.816	4.584	13.969
2023	3.569	3.569	5.190	5.190	4.987	13.746

Information Source:

City Millage Records

Sumter County Property Appraiser

**CITY OF BUSHNELL, FLORIDA
PRINCIPAL PROPERTY TAX PAYERS
CURRENT YEAR AND NINE YEARS AGO**

	Owner	2014		2023	
		Taxable Assessed Value	Percent of Total Taxable Assessed Value	Taxable Assessed Value	Percent of Total Taxable Assessed Value
1	WAL-MART	\$ 9,483,360	6.4%	\$ 9,867,400	3.7%
2	NHC-FL124, LLC	2,909,680	2.0%	6,445,040	2.4%
3	NHC-FL123, LLC	2,238,490	1.5%	4,852,190	1.8%
4	GREENHECK FAN CORPORATION/METAL INC	2,602,870	1.7%	4,709,020	1.7%
5	BELLOTTO PROPERTIES, INC.	3,671,620	2.5%	4,694,240	1.7%
6	WAYNE WETZEL MOBLIE HOME, INC.			4,115,940	1.5%
7	LEXANN PROPERTIES, LLC			3,694,320	1.4%
8	HR2 INVESTMENTS LLC			3,680,720	1.4%
9	OSPREY REALTY, LLC	1,963,620	1.3%	2,794,210	1.0%
10	SWAMI SHREEJI, LLC	1,558,110	1.0%	2,402,530	0.9%
	ACV BUSHNOK, LLC	1,554,930	1.0%		
	SUN BLUEBERRY HILL, LLC	1,191,130	0.8%		
	BUSHNELL EQUITIES, LLC	1,860,690	1.3%		
	Total Assessed Value	<u>\$ 29,034,500</u>	19.5%	<u>\$ 47,255,610</u>	17.5%
	Total Assessed Property Value	<u>\$ 148,802,696</u>		<u>\$ 270,205,808</u>	

Information Source:
Sumter County Tax Collector

**CITY OF BUSHNELL, FLORIDA
PROPERTY TAX LEVIES AND COLLECTIONS
LAST TEN FISCAL YEARS**

Fiscal Year	Total Tax Levy	Current Collections	Percent of Levy Collected	Delinquent Tax Collections	Total Tax Collections	Percent of Total Tax Collections to Tax Levy
2014	\$ 574,812	\$ 444,027	77%	\$ 130	\$ 444,157	77%
2015	586,646	445,792	76%	2,209	448,001	76%
2016	587,689	449,004	76%	3,312	452,317	77%
2017	594,672	480,364	81%	646	481,010	81%
2018	614,578	517,097	84%	1,550	518,647	84%
2019	624,379	521,189	83%	334	521,523	84%
2020	632,061	527,602	83%	21	527,623	83%
2021	637,138	530,686	83%	91	530,777	83%
2022	683,164	560,418	82%	-	560,418	82%
2023	766,221	547,432	71%	513	547,944	72%

Information Source:
Sumter County Tax Collector

**CITY OF BUSHNELL, FLORIDA
RATIO OF OUTSTANDING DEBT BY TYPE
LAST TEN FISCAL YEARS**

Fiscal Year	Governmental Activities			Business-Type Activities					Total Government	Percentage of Personal		
	Notes Payable	Other Liabilities	Financed Purchase	Sewer/Water Bonds	Notes Payable	State Revolving Funds	Other Liabilities	Financed Purchase		Income	Population	Per Capita
2014	\$ 2,163,973	\$ -	\$ -	\$ 3,397,000	\$ -	\$ 1,028,000	\$ -	\$ 289,026	\$ 6,877,999	22.32%	2,756	2,496
2015	2,048,356	-	-	3,338,000	-	1,003,054	-	228,007	6,617,417	21.50%	2,864	2,311
2016	1,937,933	-	-	3,277,000	-	1,364,338	-	167,723	6,746,994	22.35%	2,995	2,253
2017	1,821,840	20,425	-	3,315,000	-	1,283,161	37,926	333,093	6,811,445	18.42%	3,047	2,235
2018	1,704,590	13,616	-	3,200,000	3,000,000	1,188,058	25,284	541,712	9,673,260	27.83%	3,016	3,207
2019	1,594,766	6,808	-	3,080,000	7,935,000	1,091,100	12,642	404,276	14,124,592	44.60%	3,027	4,438
2020	1,464,684	-	-	2,960,000	7,592,568	992,205	-	564,183	13,573,640	42.86%	3,183	4,264
2021	1,326,945	-	-	2,835,000	7,273,317	891,329	-	387,919	12,714,510	37.90%	3,219	3,950
2022	1,181,111	-	-	2,705,000	6,945,841	1,070,811	-	206,787	12,109,550	35.33%	3,141	3,855
2023	1,026,699	-	-	2,569,358	6,609,928	984,956	-	104,571	11,295,512	32.96%	3,523	3,206

Information Source:

Details regarding the City's outstanding debt can be found in the notes to the financial statements.

CITY OF BUSHNELL, FLORIDA
DIRECT AND OVERLAPPING GOVERNMENTAL ACTIVITIES DEBT
AS OF SEPTEMBER 30, 2023 AND NINE YEARS AGO

	Fiscal Year 2014			Fiscal Year 2023		
	Debt Outstanding	Percent Applicable	Estimated Share of Overlapping Debt	Debt Outstanding	Percent Applicable	Estimated Share of Overlapping Debt
Governmental Unit						
Sumter County	\$ 42,651,516	1.32%	\$ 563,067	\$ 156,187,984	2.19%	\$ 3,415,290
Sumter County School Board	3,850,000	1.32%	<u>50,826</u>	2,820,000	2.19%	<u>61,664</u>
Total Overlapping Debt			613,893			3,476,954
Total Direct Debt			<u>2,163,915</u>			<u>1,181,111</u>
Total Direct and Overlapping Debt			<u><u>\$ 2,777,808</u></u>			<u><u>\$ 4,658,065</u></u>

77

Information Source:
Sumter County Finance Department
Sumter County School Board

Note: Overlapping governments are those that coincide, at least in part, with geographical boundaries of the City of Bushnell, Florida (the City). This schedule estimates the portion of the outstanding debt of those overlapping governments that is borne by the property taxpayers of the City. This process recognizes that, when considering the government's ability to issue and repay long-term debt, the entire debt burden borne by the property taxpayers should be taken into account. However, this does not imply that every taxpayer is a resident and, therefore, responsible for repaying the debt of each overlapping government.

**CITY OF BUSHNELL, FLORIDA
COMPUTATION OF LEGAL DEBT MARGIN
SEPTEMBER 30, 2023**

**The Constitution of the State of Florida,
Florida Statute 200.181, Sets No Legal Debt Margin.**

CITY OF BUSHNELL, FLORIDA
PLEGDED REVENUE COVERAGE - WASTEWATER BONDS
LAST TEN FISCAL YEARS

Fiscal Year	Sewer Charges and Other*	Less: Operating Expenses**	Net Available Revenue	Debt Service Requirements			Debt Coverage Ratio
				Principal	Interest	Total	
Revenue Bonds							
2014	\$ 809,759	\$ 622,788	\$ 186,971	\$ 43,000	\$ 115,255	\$ 158,255	85%
2015	872,489	596,874	275,615	45,000	113,266	158,266	57%
2016	870,677	605,798	264,879	47,000	109,185	156,185	59%
2017	907,305	618,597	288,708	-	54,010	54,010	19%
2018	1,047,314	817,818	229,496	82,800	66,896	149,696	65%
2019	1,110,568	773,221	337,347	86,400	65,100	151,500	45%
2020	1,321,766	710,025	611,741	86,400	62,486	148,886	24%
2021	1,135,895	763,809	372,086	90,000	60,124	150,124	40%
2022	1,175,571	878,542	297,029	93,600	57,606	151,206	51%
2023	1,237,927	651,175	586,752	97,200	54,257	151,457	26%
State Revolving Loan Fund							
2014	809,759	622,788	186,971	50,961	18,350	69,311	37%
2015	872,489	596,874	275,615	52,072	17,238	69,310	25%
2016	870,677	605,798	264,879	53,209	14,853	68,062	26%
2017	907,305	618,597	288,708	54,370	14,941	69,311	24%
2018	1,047,314	817,818	229,496	55,556	13,755	69,311	30%
2019	1,110,568	773,221	337,347	56,768	12,543	69,311	21%
2020	1,321,766	710,025	611,741	57,910	11,304	69,214	11%
2021	1,135,895	763,809	372,086	59,272	10,039	69,311	19%
2022	1,175,571	878,542	297,029	60,658	8,746	69,404	23%
2023	1,237,927	651,175	586,752	61,801	7,424	69,225	12%

Information Source:

Audited Financial Reports
General Ledger

*Revenues are defined as Sewer System revenues and other legally available non-ad valorem funds (excluding non-cash items and grant funds).

**Operating expenses are defined as operating and maintaining the Sewer System determined pursuant to generally accepted accounting principles, exclusive of interest on any debt payable from gross revenues, depreciation, and any other items not requiring the expenditure of cash.

**CITY OF BUSHNELL, FLORIDA
 PLEDGED REVENUE COVERAGE - WATER
 LAST TEN FISCAL YEARS**

Fiscal Year	Water Charges*	Less: Operating Expenses**	Net Available Expenses	Debt Service Requirements			Debt Coverage Ratio
				Principal	Interest	Total	
Revenue Bond							
2014	\$ 634,696	\$ 492,791	\$ 141,905	\$ 13,000	\$ 40,843	\$ 53,843	37.94%
2015	666,718	542,250	124,468	14,000	40,290	54,290	43.62%
2016	998,352	363,881	634,471	14,000	39,695	53,695	8.46%
2017	907,305	473,703	433,602	-	23,032	23,032	5.31%
2018	1,201,662	409,500	792,162	32,200	26,015	58,215	7.35%
2019	788,701	525,451	263,250	33,600	25,317	58,917	22.38%
2020	872,054	454,600	417,454	33,600	24,339	57,939	13.88%
2021	776,868	511,895	264,973	35,000	23,381	58,381	22.03%
2022	859,249	533,167	326,082	36,400	22,431	58,831	18.04%
2023	980,484	654,391	326,093	37,800	21,100	58,900	18.06%
State Revolving Funds							
2014	634,696	492,791	141,905	14,874	5,810	20,684	14.58%
2015	666,718	542,250	124,468	15,281	5,404	20,685	16.62%
2016	998,352	363,881	634,471	15,698	4,987	20,685	3.26%
2017	907,305	473,703	433,602	26,847	9,396	36,243	8.36%
2018	1,201,662	409,500	792,162	39,506	9,042	48,548	6.13%
2019	788,701	525,451	263,250	40,190	8,358	48,548	18.44%
2020	872,054	454,600	417,454	41,373	7,659	49,032	11.75%
2021	776,868	511,895	264,973	42,101	6,944	49,045	18.51%
2022	859,249	533,167	326,082	42,336	6,213	48,549	14.89%
2023	980,484	654,391	326,093	43,609	5,967	49,576	15.20%

Information Source:

Audited Financial Reports
 General Ledger

*Revenues are defined as Sewer System revenues and other legally available non-ad valorem funds (excluding non-cash items and grant funds).

**Operating expenses are defined as operating and maintaining the Sewer System determined pursuant to generally accepted accounting principles, exclusive of interest on any debt payable from gross revenues, depreciation, and any other items not enquiring the expenditure of cash.

**CITY OF BUSHNELL, FLORIDA
 PLEDGED REVENUE COVERAGE - ELECTRIC
 LAST TEN FISCAL YEARS**

Fiscal Year	Electric Charges	Less: Operating Expenses	Net Available Revenue	Debt Service Requirements			Debt Coverage Ratio
				Principal	Interest	Total	
Notes Payable							
2014	***	***	***	***	***	***	0.00%
2015	***	***	***	***	***	***	0.00%
2016	***	***	***	***	***	***	0.00%
2017	***	***	***	***	***	***	0.00%
2018	\$ 3,097,903	\$ 3,042,278	\$ 55,625	\$ -	\$ 29,627	\$ 29,627	53.26%
2019	***	***	***	***	***	***	0.00%
2020	***	***	***	***	***	***	0.00%
2021	***	***	***	***	***	***	0.00%
2022	***	***	***	***	***	***	0.00%
2023	***	***	***	***	***	***	0.00%

Information Source:
 Audited Financial Reports
 General Ledger

***The City of Bushnell, Florida did not enter into any debt agreements that required a pledge of electric revenues. Therefore, this is reported as zero.

**CITY OF BUSHNELL, FLORIDA
 PLEDGE REVENUE COVERAGE - SANITATION
 LAST TEN FISCAL YEARS**

Fiscal Year	Sanitation Charges	Less: Operating Expenses	Net Available Revenue	Debt Service Requirements			Debt Coverage Ratio
				Principal	Interest	Total	
2014	***	***	***	***	***	***	***
2015	***	***	***	***	***	***	***
2016	***	***	***	***	***	***	***
2017	***	***	***	***	***	***	***
2018	***	***	***	***	***	***	***
2019	***	***	***	***	***	***	***
2020	***	***	***	***	***	***	***
2021	***	***	***	***	***	***	***
2022	***	***	***	***	***	***	***
2023	***	***	***	***	***	***	***

82

Information Source:
 Audited Financial Reports
 General Ledger

***The City of Bushnell, Florida did not enter into any debt agreements that required a pledge of sanitation revenues. Therefore, this is reported as zero.

**CITY OF BUSHNELL, FLORIDA
DEMOGRAPHIC AND ECONOMIC STATISTICS
LAST TEN FISCAL YEARS**

Fiscal Year	Population	Personal Income (Amounts Expressed In Thousands)	Per Capita Personal Income	Median Age	Education Level In Years of Formal Interest	School Enrollment	Unemployment Rate/Percent
2014	2,756	\$ 33,844	\$ 21,693	46.1	15.2	2,142	4.40%
2015	2,864	33,479	20,009	46.6	15.0	2,120	4.40%
2016	2,995	30,820	21,053	46.6	15.0	2,157	6.60%
2017	3,047	30,784	14,885	56.4	15.0	1,813	5.90%
2018	3,016	30,192	15,318	55.3	15.0	1,687	4.40%
2019	3,027	36,985	27,774	55.9	15.0	1,866	2.80%
2020	3,183	34,760	21,708	57.6	15.0	1,842	4.80%
2021	3,219	31,667	23,893	55.9	15.0	1,642	6.60%
2022	3,141	33,546	22,032	48.9	15.0	1,830	3.90%
2023	3,523	34,271	23,893	42.7	15.0	1,710	4.80%

83

Information Source:

U.S. Census Bureau
www.data.dancingengineer.com/labormarket
www.data.dancingengineer.com/unemployment
www.bestplaces.net/economy/city/florida/bushnell

**CITY OF BUSHNELL, FLORIDA
PRINCIPAL EMPLOYERS
FOR THE YEAR ENDED SEPTEMBER 30, 2023
CURRENT YEAR AND NINE YEARS AGO**

Employer	Fiscal Year 2014			Fiscal Year 2023		
	Employees	Percentage of Total City* Employment	Rank**	Employees	Percentage of Total City* Employment	Rank
Sumter County District Schools	825	2.07%	1	1011	2.53%	1
Sumter County Government	294	0.74%	2	362	0.91%	2
Sumter County Sheriff's Office	268	0.67%	4	387	0.97%	3
Wal-Mart	275	0.69%	3	243	0.61%	4
Metal Industries	120	0.30%	5	160	0.40%	5
Winn Dixie				70	0.18%	6
City of Bushnell	28	0.07%	6	34	0.09%	7
Total	1,810	4.54%		2,267	5.68%	

*City data not available. Percentage is calculated based on total County employment.
Prior information is not available.

**Only top 6 employer information is available.

Information Source:

Sumter County Board of County Commissioners
Wal-Mart
Metal Industries
Sumter County Chamber of Commerce
www.data.dancingengineer.com/labormarket

CITY OF BUSHNELL, FLORIDA
FULL-TIME EQUIVALENT CITY GOVERNMENT EMPLOYEES BY FUNCTION
LAST TEN FISCAL YEARS

Function	2014	2015	2016	2017	2018	2019	2020	2021	2022	2023
General Government	9	10	10	10	10	11	12	12	11	12
Public Safety:										
Police:										
Officers	0	0	0	0	0	0	0	0	0	0
Civilians	0	0	0	0	0	0	0	0	0	0
Fire:										
Firefighters and Officers	0	0	0	0	0	0	0	0	0	0
Civilians	0	0	0	0	0	0	0	0	0	0
Highways and Streets:										
Maintenance	5	5	4	4	4	4	4	4	3	2
Sanitation	2	2	2	3	3	3	2	3	2	3
Culture and Recreation	2	2	3	3	3	3	3	3	2	4
Water	2	2	2	2	2	2	3	3	2	5
Sewer	3	3	3	3	3	2	2	3	2	2
Electric	5	5	5	6	6	8	5	6	5	8
Total	28	29	29	31	31	33	31	34	27	37

Information Source:
City Records

**CITY OF BUSHNELL, FLORIDA
OPERATING INDICATORS BY FUNCTION
LAST TEN FISCAL YEARS**

Function	2014	2015	2016	2017	2018	2019	2020	2021	2022	2023
Police:										
Physical Arrests	267	231	727	319	691	646	683	1712	1775	1053
Traffic Violations	239	714	823	1139	1853	646	554	597	539	701
DUI Citations	16	9	14	13	16	4	10	18	9	15
Fire:										
Inspections	0	0	0	0	0	0	0	0	0	0
Highways and Streets:										
Street Resurfacing (Miles)	1	3.1	0.01	0.46	0.765	1.344	1.6	1.4	1.19	1.141
Potholes Repaired	406	562	567	385	337	460	315	269	219	196
Sanitation:										
Refuse Collected (Tons/Day)	9.01	8.58	9.06	9.56	10.14	10.09	8.82	9.3	9.98	9.28
Culture and Recreation:										
Community Center Admissions	27	19	19	31	27	34	13	21	34	40
Water:										
Average Daily Consumption (Thousands of Gallons)	373,000	388,000	442,000	459,000	484,000	478,000	434,000	439,000	420,627	497,640
Wastewater:										
Average Daily Sewage Treatment (Thousands of Gallons)	224,000	208,000	269,000	252,000	323,000	326,000	281,000	298,000	355,000	314,000

*Information above is an estimate.

Information Source:

City Records

**CITY OF BUSHNELL, FLORIDA
CAPITAL ASSET STATISTICS BY FUNCTION
LAST TEN FISCAL YEARS**

	2014	2015	2016	2017	2018	2019	2020	2021	2022	2023
Function										
Public Safety:										
Police:										
Stations	0	0	0	0	0	0	0	0	0	0
Patrol Units	0	0	0	0	0	0	0	0	0	0
Fire Stations	1	1	0	0	0	0	0	0	0	0
Sanitation:										
Collection Trucks	1 Side-Loader (automatic)	1 Side-Loader (automatic)	1 Side-Loader (automatic)	1 Side-Loader (automatic)	1 Side-Loader (automatic)	1 Side-Loader (automatic)	1 Side-Loader (automatic)	1 Side-Loader (automatic)	1 Side-Loader (automatic)	1 Side-Loader (automatic)
	1 Grapple Truck	1 Grapple Truck	1 Grapple Truck	1 Grapple Truck	1 Grapple Truck	1 Grapple Truck	1 Grapple Truck	1 Grapple Truck	1 Grapple Truck	1 Grapple Truck
	1 Front-Loader	1 Front-Loader	1 Front-Loader	1 Front-Loader	1 Front-Loader	1 Front-Loader	1 Front-Loader	1 Front-Loader	1 Front-Loader	1 Front-Loader
			1 Front/Side-Loader	1 Front/Side-Loader	1 Front/Side-Loader	1 Front/Side-Loader	2 Front/Side-Loader	2 Front/Side-Loader	2 Front/Side-Loader	2 Front/Side-Loader
Highways and Streets:										
Streets (Miles)	18.1	20.45	20.7	20.7	20.7	20.7	21.94	21.94	23.01	23.06
Traffic Signals	7	8	8	8	8	8	8	8	8	8
Culture and Recreation:										
Parks Acreage	40.68	40.68	40.68	40.68	40.68	40.68	40.68	40.68	40.68	40.68
Tennis Courts	2	2	2	2	2	2	2	2	2	2
Basketball Courts	3	3	3	3	3	3	3	3	3	3
Playgrounds	6	6	6	6	6	6	6	6	6	6
Ball Fields	9 lighted	9 lighted	9 lighted	9 lighted	9 lighted	9 lighted	9 lighted	9 lighted	9 lighted	9 lighted
Multi-Purpose Fields	2	2	2	2	2	2	2	2	2	2
Picnic Pavilions	4 Large/1 Small	4 Large/1 Small	5 Large/1 Small	5 Large/1 Small	5 Large/1 Small	5 Large/1 Small	5 Large/1 Small	5 Large/1 Small	5 Large/1 Small	5 Large/1 Small
Community Centers	1	1	1	1	1	1	1	1	1	1
Shuffleboard Courts	2	2	2	2	2	2	2	2	2	2
Water:										
Water Mains (Miles)	27.55	28.35	29.15	29.15	29.15	29.44	29.44	29.44	29.44	29.44
Wastewater:										
Sewer Mains (Miles)	27.35	27.35	27.47	27.47	27.47	27.47	27.47	27.47	27.47	27.47
Electric:										
Miles of Service Lines	19.57	19.57	19.57	19.57	19.57	19.57	35.57	35.57	35.57	35.57

Information Source:

City Records
City of Bushnell Fixed Asset Detail

COMPLIANCE SECTION

**ADDITIONAL ELEMENTS OF REPORTING PREPARED IN
ACCORDANCE WITH *GOVERNMENT AUDITING STANDARDS*,
ISSUED BY THE COMPTROLLER GENERAL OF THE UNITED
STATES, AND *RULES OF THE AUDITOR GENERAL***

**INDEPENDENT AUDITOR'S REPORT ON INTERNAL CONTROL OVER FINANCIAL REPORTING
AND ON COMPLIANCE AND OTHER MATTERS BASED ON AN AUDIT OF FINANCIAL STATEMENTS
PERFORMED IN ACCORDANCE WITH GOVERNMENT AUDITING STANDARDS**

Honorable Mayor and Council Members
City of Bushnell
Bushnell, Florida

We have audited, in accordance with the auditing standards generally accepted in the United States of America and the standards applicable to financial audits contained in *Government Auditing Standards*, issued by the Comptroller General of the United States, the financial statements of the governmental activities, the business-type activities, each major fund, and the aggregate remaining fund information of the City of Bushnell, Florida (the City) as of and for the year ended September 30, 2023, and the related notes to the financial statements, which collectively comprise the City's basic financial statements and have issued our report thereon dated March 25, 2024.

Internal Control Over Financial Reporting

In planning and performing our audit of the financial statements, we considered the City's internal control over financial reporting (internal control) as a basis for designing audit procedures that are appropriate in the circumstances for the purpose of expressing our opinions on the financial statements, but not for the purpose of expressing an opinion on the effectiveness of the City's internal control. Accordingly, we do not express an opinion on the effectiveness of the City's internal control.

A *deficiency in internal control* exists when the design or operation of a control does not allow management or employees, in the normal course of performing their assigned functions, to prevent, or detect and correct, misstatements on a timely basis. A *material weakness* is a deficiency, or a combination of deficiencies, in internal control such that there is a reasonable possibility that a material misstatement of the entity's financial statements will not be prevented, or detected and corrected, on a timely basis. A *significant deficiency* is a deficiency or a combination of deficiencies, in internal control that is less severe than a material weakness, yet important enough to merit attention by those charged with governance.

Our consideration of internal control was for the limited purpose described in the first paragraph of this section and was not designed to identify all deficiencies in internal control that might be material weaknesses or significant deficiencies and, therefore, material weaknesses or significant deficiencies may exist that have not been identified. Given these limitations, during our audit we did not identify any deficiencies in internal control that we consider to be material weaknesses. We did identify a certain deficiency in internal control that we consider to be a significant deficiency in internal control:

CERTIFIED PUBLIC ACCOUNTANTS

Gainesville | Ocala | Tallahassee | Sarasota | Orlando | Tampa

purvisgray.com

Members of American and Florida Institutes of Certified Public Accountants

An Independent Member of the BDO Alliance USA

Honorable Mayor and Council Members
City of Bushnell
Bushnell, Florida

**INDEPENDENT AUDITOR'S REPORT ON INTERNAL CONTROL OVER FINANCIAL REPORTING
AND ON COMPLIANCE AND OTHER MATTERS BASED ON AN AUDIT OF FINANCIAL STATEMENTS
PERFORMED IN ACCORDANCE WITH *GOVERNMENT AUDITING STANDARDS***

■ **2008-1—Segregation of Duties**

The City operates with a small finance, accounting, and customer service department and does not have the resources to properly segregate duties among employees so that no one employee has sole control over approving, recording, and accounting for transactions.

Because significant deficiencies in internal control over financial reporting exists when there is not sufficient separation of incompatible accounting duties, we recommend that the City's finance, accounting, and customer service departments continue to develop and, if necessary, expand its current staff to ensure more effective internal control structure over financial reporting.

Compliance and Other Matters

As part of obtaining reasonable assurance about whether the City's financial statements are free from material misstatement, we performed tests of its compliance with certain provisions of laws, regulations, contracts and grant agreements, non-compliance with which could have a direct and material effect on the financial statements. However, providing an opinion on compliance with those provisions was not an objective of our audit and, accordingly, we do not express such an opinion. The results of our tests disclosed no instances of non-compliance or other matters that are required to be reported under *Government Auditing Standards*.

City's Response to Findings

The City's response to the findings identified in our audit is described in the accompanying management letter response. The City's responses were not subjected to the auditing procedures applied in the audit of the financial statements and, accordingly, we express no opinion on them.

Purpose of this Report

The purpose of this report is solely to describe the scope of our testing of internal control and compliance and the results of that testing, and not to provide an opinion on the effectiveness of the City's internal control or on compliance. This report is an integral part of an audit performed in accordance with *Government Auditing Standards* in considering the City's internal control and compliance. Accordingly, this communication is not suitable for any other purpose.



March 25, 2024
Ocala, Florida

MANAGEMENT LETTER

Honorable Mayor and Council Members
City of Bushnell
Bushnell, Florida

Report on the Financial Statements

We have audited the financial statements of the City of Bushnell, Florida (the City) as of and for the fiscal year ended September 30, 2023, and have issued our report thereon dated March 25, 2024.

Auditor's Responsibility

We conducted our audit in accordance with auditing standards generally accepted in the United States of America; the standards applicable to financial audits contained in *Government Auditing Standards*, issued by the Comptroller General of the United States; the audit requirements of Title 2 U.S. *Code of Federal Regulations* Part 200, *Uniform Administrative Requirements, Cost Principles, and Audit Requirements for Federal Awards* (Uniform Guidance); and Chapter 10.550, *Rules of the Auditor General*.

Other Reporting Requirements

We have issued our Independent Auditor's Report on Internal Control Over Financial Reporting and on Compliance and Other Matters Based on an Audit of the Financial Statements Performed in Accordance with *Government Auditing Standards*; and Independent Accountant's Report on an examination conducted in accordance with the American Institute of Certified Public Accountants, AT-C Section 315, regarding compliance requirements in accordance with Chapter 10.550, *Rules of the Auditor General*. Disclosures in those reports and schedule, which are dated March 25, 2024, should be considered in conjunction with this management letter.

Prior Audit Findings

Section 10.554(1)(i)1., *Rules of the Auditor General*, requires that we determine whether or not corrective actions have been taken to address findings and recommendations made in the preceding financial audit report. Corrective actions have been taken to address some of the findings and recommendations made in the preceding financial audit report .

Official Title and Legal Authority

Section 10.554(1)(i)4., *Rules of the Auditor General*, requires that the name or official title and legal authority for the primary government be disclosed in this management letter, unless disclosed in the notes to the financial statements. The legal authority for the City is reported in Note 1 to the basic financial statements. There are no component units related to the City.

CERTIFIED PUBLIC ACCOUNTANTS

Gainesville | Ocala | Tallahassee | Sarasota | Orlando | Tampa

purvisgray.com

Members of American and Florida Institutes of Certified Public Accountants
An Independent Member of the BDO Alliance USA

Honorable Mayor and Council Members
City of Bushnell
Bushnell, Florida

MANAGEMENT LETTER

Financial Condition and Management

Sections 10.554(1)(i)5.a. and 10.556(7), *Rules of the Auditor General*, require us to apply appropriate procedures and communicate the results of our determination as to whether or not the City has met one or more of the conditions described in Section 218.503(1), Florida Statutes, and to identify the specific condition(s) met. In connection with our audit, we determined that the City did not meet any of the conditions described in Section 218.503(1), Florida Statutes.

Pursuant to Sections 10.554(1)(i)5.b. and 10.556(8), *Rules of the Auditor General*, we applied financial condition assessment procedures for the City. It is management's responsibility to monitor the City's financial condition, and our financial condition assessment was based in part on representations made by management and the review of financial information provided by same.

Section 10.554(1)(i)2., *Rules of the Auditor General*, requires that we communicate any recommendations to improve financial management (see Independent Auditor's Report on Internal Control Over Financial Reporting and on Compliance and Other Matters Based on an Audit of Financial Statements Performed in Accordance with *Government Auditing Standards* and all other prior year comments and recommendations have been resolved).

Additional Matters

Section 10.554(1)(i)3., *Rules of the Auditor General*, requires us to communicate non-compliance with provisions of contracts or grant agreements, or abuse, that have occurred, or are likely to have occurred, that have an effect on the financial statements that is less than material but warrants the attention of those charged with governance. In connection with our audit, there was an allegation of abuse (see management letter comments).

Purpose of this Letter


Our management letter is intended solely for the information and use of the Legislative Auditing Committee, members of the Florida Senate and Florida House of Representatives, the Florida Auditor General, federal and other granting agencies, the Mayor and Council Members, and applicable management, and is not intended to be, and should not be, used by anyone other than these specified parties.

We wish to take this opportunity to thank you and your staff for the cooperation and courtesies extended to us during the course of our audit. Please let us know if you have any questions or comments concerning this letter, our accompanying reports, or other matters.



March 25, 2024
Ocala, Florida

CITY OF BUSHNELL



117 E. Joe P Strickland, Jr. Avenue, P.O. Box 115
Bushnell, FL 33513
Phone: 352-793-2591 Fax: 352-793-2711

March 25, 2024

RESPONSE TO THE MANAGEMENT LETTER

To: Honorable Mayor and Council Members
From: Shelley Ragan
Re: Management Response to the Auditor’s Management Letter

Honorable Council Members:

This letter of explanation is being offered in accordance with the “Rules of the Auditor General,” in particular, Chapter 10.500 thereof. Specifically, this letter responds to Purvis, Gray and Company’s “Management Letter” comments dated March 25, 2024. In their report, Purvis, Gray and Company, LLP (PG&C) made several recommendations for improvement with regard to the City’s fiscal management. The specific areas identified in their comments and recommendations are as follows:

PRIOR YEAR RECOMMENDATIONS:

- ❖ Segregation of Duties

The following discussion addresses each of the above comments and recommendations, providing additional background information, and describing management’s plans to address these findings.

PRIOR YEAR RECOMMENDATIONS:

2008-1 – Segregation of Duties

Management continually reviews current segregation of duties and reassigns job duties as permitted to allow for more appropriate segregation. Additional tasks have been assigned to both the Accounts Payable Specialist and the Procurement Administrative Assistant to improve the segregation of duties in the Finance Department. Also, an additional employee was added to the

Page 2
Response to the Management Letter
March 20, 2024

Administrative staff in Fiscal Year 2023 in hopes that the additional staff will help fulfill the requirements for segregation of duties in the future.

Respectfully submitted,

Shelley Ragan

Shelley Ragan, Finance Director

INDEPENDENT ACCOUNTANT'S REPORT ON COMPLIANCE WITH FLORIDA STATUTE SECTION 218.415 – INVESTMENTS OF PUBLIC FUNDS

Honorable Mayor and Council Members
City of Bushnell
Bushnell, Florida

We have examined the City of Bushnell, Florida's (the City) compliance with the requirements of Section 218.415, Florida Statutes, with regards to the City's investments during the year ended September 30, 2023. Management is responsible for the City's compliance with those requirements. Our responsibility is to express an opinion on the City's compliance based on our examination.

Our examination was conducted in accordance with attestation standards established by the American Institute of Certified Public Accountants. Those standards require that we plan and perform the examination to obtain reasonable assurance about whether the City complied, in all material respects, with the requirements referenced above. An examination involves performing procedures to obtain evidence about whether the City complied with the specified requirements. The nature, timing, and extent of the procedures selected depend on our judgment, including an assessment of the risks of material non-compliance, whether due to fraud or error. We believe that the evidence we obtained is sufficient and appropriate to provide a reasonable basis for our opinion.

Our examination does not provide a legal determination on the City's compliance with specified requirements.

We are required to be independent and to meet our other ethical responsibilities in accordance with relevant ethical requirements relating to the engagement.

In our opinion, the City complied, in all material respects, with the aforementioned requirements during the fiscal year ended September 30, 2023.

This report is intended solely for the information and use of the Florida Auditor General, the Honorable Mayor and Council Members of the City, and applicable management, and is not intended to be, and should not be, used by anyone other than these specified parties.



March 25, 2024
Ocala, Florida

IMPACT FEE AFFIDAVIT

BEFORE ME, the undersigned authority, personally appeared Shelley Ragan, who being duly sworn, deposes and says on oath that:

- 1. I am the Chief Financial Officer of the City of Bushnell which is a local governmental entity of the State of Florida;
- 2. The governing body of the City of Bushnell adopted Ordinance No. 2003-04 implementing an impact fee; and
- 3. The City of Bushnell has complied and, as of the date of this Affidavit, remains in compliance with Section 163.31801, Florida Statutes.

FURTHER AFFIANT SAYETH NAUGHT.

Shelley Ragan
 Shelley Ragan, Finance Director

STATE OF FLORIDA
COUNTY OF SUMTER

SWORN TO AND SUBSCRIBED before me this 27 day of February, 2024.



Kellie M. Mason
 NOTARY PUBLIC
 Print Name Kellie Mason

Personally known or produced identification _____

Type of identification produced: _____

My Commission Expires: Sept 30, 2026